




**Grand Prix of Figure Skating 2014/2015**



**ISU Grand Prix  
Trophée Eric Bompard 2014**

**Bordeaux, FRA**

**November 20 – November 23, 2014**

**Protocol**



**GRAND PRIX OF FIGURE SKATING 2014 / 2015**  
**Trophee Eric Bompard 2014, Bordeaux / France**



# **Protocol**

of the

## **Trophee Eric Bompard 2014**

part of the

**ISU Grand Prix of Figure Skating 2014 / 2015**

organized by

**Fédération Française des Sports de Glace**

with the authorization of the

**International Skating Union**

held in

**Bordeaux, FRA**

**November 20 – November 23, 2014**

The events took place at the

**“Meriadeck Ice Rink”**

an artificial and heated indoor ice surface.



**GRAND PRIX OF FIGURE SKATING 2014 / 2015**  
**Trophee Eric Bompard 2014, Bordeaux / France**



**International Skating Union (ISU)**

**Council**

<b>President:</b>	Ottavio Cinquanta	Italy
<b>1st Vice President</b> Figure Skating:	David M. Dore	Canada
<b>2nd Vice President</b> Speed Skating:	Jan Dijkema	Netherlands
<b>Members</b> Figure Skating:	Marie Lundmark Junko Hiramatsu Phyllis Howard Tjasa Andréa-Prosenec	Finland Japan U.S.A. Slovenia
Speed Skating:	György Martos German Panov Lan Li Roland E. Maillard	Hungary Russia China Switzerland
ISU Director General	Fredi Schmid	Switzerland
ISU Figure Skating Sports Director	Charles Z. Cyr Krisztina Regöczy	U.S.A. Hungary
ISU Speed Skating Sports Director	Hugo Herrnhof	Italy
ISU Sport Manager Figure Skating	Peter Krick	Germany

**Technical Committees**

**Single & Pair Skating**

Chairperson:	Alexander Lakernik	Russia
Members:	Fabio Bianchetti Rita Zonnekeyn Susan Lynch	Italy Belgium Australia
Appointed Skater:	Patrick Meier	Switzerland
Appointed Coach:	David P. Kirby	U.S.A.

**Ice Dance**


Chairperson:	Halina Gordon-Poltorak	Poland
Members:	Robert Joseph Horen Alla Shekhovtsova	U.S.A. Russia
Appointed Skater:	Sylwia Nowak-Trebacka	Poland
Appointed Coach:	Maurizio Margaglio	Italy

**Synchronized Skating**

Chairperson:	Christopher Buchanan	Great Britain
Members:	Mika Saarelainen Karen Wolanchuk Philippe Maitrot	Finland U.S.A. France
Appointed Skater:	Helena Ericson (Johansson)	Sweden
Appointed Coach:	Cathy Dalton	Canada



**GRAND PRIX OF FIGURE SKATING 2014 / 2015**  
**Trophee Eric Bompard 2014, Bordeaux / France**



## Time Schedule

Thursday, November 20, 2014	13:00	Team Leaders Meeting
	17:15	Referee and Technical Controllers Meeting
	18:00	Judges Meeting
Friday, November 21, 2014	15:30	PAIRS – Short Program
	17:00	LADIES – Short Program
	18:55	MEN – Short Program
	20:50	ICE DANCE – Short Dance
Saturday, November 22, 2014	13:05	LADIES – Free Skating
	15:20	PAIRS – Free Skating
		Victory Ceremonies Pairs & Ladies
	18:30	ICE DANCE – Free Dance
	20:10	MEN – Free Skating
		Victory Ceremonies Men & Ice Dance
Sunday, November 23, 2014	14:30	Exhibition Gala



**GRAND PRIX OF FIGURE SKATING 2014 / 2015**  
**Trophee Eric Bompard 2014, Bordeaux / France**



**ISU Event Officials**

<b>ISU Sports Manager Figure Skating</b>	Mr. Peter KRICK
<b>ISU Event Coordinator</b>	Mr. Mario MEINEL
<b>ISU Event Coordinator Assistant</b>	Mr. Wieland LÜDERS

**MEN**

Referee	Ms. Aniela HEBEL-SZMAK
Technical Controller	Ms. Hermi OTTEMANN
Technical Specialist	Ms. Olga MARKOVA
Assistant Technical Specialist	Ms. Lisa ERVIN
Data Operator	Mr. Matteo BALLABIO
Replay Operator	Ms. Agnieszka SWIDERSKA

**LADIES**

Referee	Mr. Philippe MERIGUET
Technical Controller	Ms. Sissy KRICK
Technical Specialist	Ms. Olga MARKOVA
Assistant Technical Specialist	Ms. Lisa ERVIN
Data Operator	Ms. Agnieszka SWIDERSKA
Replay Operator	Mr. Matteo BALLABIO

**PAIRS**


Referee	Mr. Philippe MERIGUET
Technical Controller	Ms. Sissy KRICK
Technical Specialist	Mr. David MOELLENKAMP
Assistant Technical Specialist	Mr. Soltan KOKOEV
Data Operator	Ms. Agnieszka SWIDERSKA
Replay Operator	Mr. Matteo BALLABIO

**ICE DANCE**

Referee	Mr. Garry HOPPE
Technical Controller	Mr. David MOLINA
Technical Specialist	Ms. Francesca FERMI
Assistant Technical Specialist	Ms. Maria TUMANOVSKAYA
Data Operator	Mr. Matteo BALLABIO
Replay Operator	Ms. Agnieszka SWIDERSKA



GRAND PRIX OF FIGURE SKATING 2014 / 2015  
Trophee Eric Bompard 2014, Bordeaux / France



### Participating ISU Members and Entries

Member		Men	Ladies	Pairs	Ice Dance	Total
Austria	AUT	0	0	1	0	2
Canada	CAN	0	1	1	2	7
China	CHN	1	0	2	0	5
Czech Republic	CZE	0	1	0	0	1
France	FRA	2	2	1	1	8
Italy	ITA	0	0	1	1	4
Japan	JPN	1	1	0	0	2
Kazakhstan	KAZ	1	0	0	0	1
Republic of Korea	KOR	0	0	0	1	2
Russia	RUS	3	3	1	0	8
Spain	ESP	0	0	0	1	2
Switzerland	SUI	0	1	0	0	1
United States of America	USA	3	3	1	1	10
		<b>11</b>	<b>12</b>	<b>8</b>	<b>7</b>	<b>53</b>
<b>Nations</b>	13	6	7	7	6	

22.11.2014 06:53:49



## COMITE D'ORGANISATION DU TROPHEE BOMPARD 2014

Président	Didier GAILHAGUET
Trésorier	Jean Bernard HAMEL
Presse - communication	Nicola CUI – Alexandra SAULNIER
Accréditation	Pierrette ABRAVANEL/ Fabienne SEBAG
Secrétariat général	Sylvie PULCINI
Secrétariat Technique	Marie LECH
Communication	Romuald DEBAQUE
Chronomètre	Véronique VERRUE/Amaury DRUESNE/Thierry MONMINOUX
Transport	Raymond QUEDVILLE/Jose PACE/Virginie WOTIN
Logistique patinoire	Charles GUEYDAN
Skating lounge	Claudine GORIN/Yolande ROMANO
Sono/speakers	Soisique LORAND/ Frédéric PALLUEL/ Bruno ROSTAN/Elisabeth LOUESDON

# ISU GP Trophée Eric Bompard 2014

## LADIES

<b>Meriadeck Ice Rink</b>	21 Nov 2014 22 Nov 2014	Short Program Free Skating
---------------------------	----------------------------	-------------------------------

Size of Skating Area	:	30m*60m
Ice Conditions	:	very good
Number of Entries	:	12
Number of Participants	:	12

Entry Withdrawn	:	
-----------------	---	--

<b>Short Program</b>			
Duration	:	2:50	Max.
Segment Factor	:	1.00	
<b>Program Component Factors</b>			
		Skating Skills	0.80
		Transitions/Linking Footwork/Movement	0.80
		Performance/Execution	0.80
		Choreography/Composition	0.80
		Interpretation	0.80

<b>Free Skating</b>			
Duration	:	4:00	+ - 10 Sec.
Segment Factor	:	1.00	
<b>Program Components Factors</b>			
		Skating Skills	1.60
		Transitions/Linking Footwork/Movement	1.60
		Performance/Execution	1.60
		Choreography/Composition	1.60
		Interpretation	1.60



# ISU GP Trophée Eric Bompard 2014

## PANEL OF JUDGES

### LADIES

#### Officials

<b>Technical Controller</b>	Ms. Sissy KRICK	ISU
<b>Technical Specialist</b>	Ms. Olga MARKOVA	ISU
<b>Assistant Technical Specialist</b>	Ms. Lisa ERVIN	ISU

#### Judges

<b>Referee</b>	Mr. Philippe MERIGUET	ISU
<b>Judges</b>	Ms. Francoise DE RAPPARD	BEL
	Ms. Leanna CARON	CAN
	Mr. Yumin WANG	CHN
	Ms. Vera TAUCHMANOVA	CZE
	Mr. Francis BETSCH	FRA
	Ms. Tiziana MORANDI	ITA
	Ms. Ayumi KOZUKA	JPN
	Ms. Lolita LABUNSKAIYA	RUS
	Ms. Joyce D. KOMPERDA	USA

#### Data/Replay Operator

	Ms. Agnieszka SWIDERSKA	ISU
	Mr. Matteo BALLABIO	ISU

# ISU GP Trophee Eric Bompard 2014

## RESULTS

### LADIES FINAL RESULT

Pl.	Name	Nation	Total Score	SP	FS
1	Elena RADIONOVA	RUS	203.92	1	1
2	Julia LIPNITSKAIA	RUS	185.18	2	2
3	Ashley WAGNER	USA	177.74	3	4
4	Courtney HICKS	USA	172.58	6	3
5	Mae Berenice MEITE	FRA	169.46	5	5
6	Maria ARTEMIEVA	RUS	162.49	4	7
7	Samantha CESARIO	USA	161.70	7	6
8	Haruka IMAI	JPN	154.70	8	8
9	Eliska BREZINOVA	CZE	144.29	10	9
10	Veronik MALLET	CAN	139.64	11	11
11	Laurine LECAVELIER	FRA	139.54	12	10
12	Anna OVCHAROVA	SUI	133.23	9	12

**Mr. Philippe MERIGUET ISU**

Referee

**Ms. Sissy KRICK ISU**

Technical Controller

Printed: 22.11.2014 16:51:02

# ISU GP Trophee Eric Bompard 2014

## RESULTS

### LADIES SHORT PROGRAM

Pl.	Name	Nation	Total Segment Score
1	Elena RADIONOVA	RUS	67.28
2	Julia LIPNITSKAIA	RUS	66.79
3	Ashley WAGNER	USA	61.35
4	Maria ARTEMIEVA	RUS	58.38
5	Mae Berenice MEITE	FRA	57.61
6	Courtney HICKS	USA	55.70
7	Samantha CESARIO	USA	55.19
8	Haruka IMAI	JPN	54.72
9	Anna OVCHAROVA	SUI	50.15
10	Eliska BREZINOVA	CZE	48.28
11	Veronik MALLET	CAN	45.07
12	Laurine LECAVELIER	FRA	44.03

Printed: 21.11.2014 18:31:12

# ISU GP Trophée Eric Bompard 2014

## LADIES SHORT PROGRAM JUDGES DETAILS PER SKATER

Rank	Name	Nation	Starting Number	Total Segment Score	Total Element Score	Total Program Component Score (factored)	Total Deductions
1	Elena RADIONOVA	RUS	10	67.28	37.14	30.14	0.00

#	Executed Elements	Info	Base Value	GOE	The Judges Panel (in random order)								Ref	Scores of Panel	
1	3Lz+3T		10.10	0.90	1	2	1	0	1	1	2	2	1		11.00
2	FSSp4		3.00	0.14	0	1	0	0	0	0	1	1	0		3.14
3	StSq3		3.30	0.79	1	2	2	1	1	2	2	1	2		4.09
4	3Lo		5.61 x	0.90	2	2	1	0	1	1	1	2	1		6.51
5	2A		3.63 x	0.43	1	1	1	1	1	0	1	0	1		4.06
6	CCoSp3p4		3.50	1.00	2	2	2	2	2	2	2	1	2		4.50
7	LSp4		2.70	1.14	2	2	3	2	3	3	2	2	2		3.84
			<b>31.84</b>											<b>37.14</b>	

### Program Components

	Factor												
Skating Skills	0.80	7.50	7.50	7.25	7.50	7.50	7.25	7.75	7.25	7.25	7.25	7.25	7.39
Transition / Linking Footwork	0.80	7.00	7.50	7.00	7.25	7.25	7.25	7.50	7.00	7.50	7.50	7.50	7.25
Performance / Execution	0.80	7.50	7.75	7.75	7.50	7.75	8.00	8.25	7.50	8.00	8.00	8.00	7.75
Choreography / Composition	0.80	7.50	7.50	7.25	7.50	7.75	7.75	7.75	7.25	7.50	7.50	7.50	7.54
Interpretation	0.80	7.75	8.00	7.75	7.25	7.75	8.25	7.75	7.25	8.00	8.00	8.00	7.75
<b>Judges Total Program Component Score (factored)</b>													<b>30.14</b>

### Deductions:

0.00

x Credit for highlight distribution, base value multiplied by 1.1

Rank	Name	Nation	Starting Number	Total Segment Score	Total Element Score	Total Program Component Score (factored)	Total Deductions
2	Julia LIPNITSKAIA	RUS	12	66.79	35.64	31.15	0.00

#	Executed Elements	Info	Base Value	GOE	The Judges Panel (in random order)								Ref	Scores of Panel	
1	3T+3T		8.20	1.40	2	3	2	1	2	2	2	2	2		9.60
2	FCSp4		3.20	0.71	2	2	1	1	1	1	2	2	1		3.91
3	StSq3		3.30	0.79	1	2	1	2	2	1	2	2	1		4.09
4	2A		3.63 x	0.21	1	2	0	0	0	1	0	1	0		3.84
5	3F		5.83 x	-0.40	2	-1	0	-2	-1	1	-2	-1	0		5.43
6	LSp4		2.70	1.21	2	2	2	3	3	2	3	3	2		3.91
7	CCoSp3p4		3.50	1.36	3	3	3	2	3	2	2	3	3		4.86
			<b>30.36</b>											<b>35.64</b>	

### Program Components

	Factor												
Skating Skills	0.80	8.00	8.00	8.25	7.75	7.75	7.25	7.50	8.00	7.75	7.75	7.75	7.82
Transition / Linking Footwork	0.80	7.50	7.75	7.75	7.75	7.50	7.25	7.75	7.75	7.50	7.50	7.50	7.64
Performance / Execution	0.80	7.75	8.25	8.00	8.00	7.75	7.75	7.75	8.00	7.75	8.00	7.75	7.86
Choreography / Composition	0.80	7.75	7.75	8.00	8.25	7.50	7.50	7.50	8.00	8.00	8.00	8.00	7.79
Interpretation	0.80	7.75	8.00	8.00	8.00	7.25	7.50	7.75	8.25	7.75	8.25	7.75	7.82
<b>Judges Total Program Component Score (factored)</b>													<b>31.15</b>

### Deductions:

0.00

x Credit for highlight distribution, base value multiplied by 1.1

Rank	Name	Nation	Starting Number	Total Segment Score	Total Element Score	Total Program Component Score (factored)	Total Deductions
3	Ashley WAGNER	USA	11	61.35	29.24	32.11	0.00

#	Executed Elements	Info	Base Value	GOE	The Judges Panel (in random order)								Ref	Scores of Panel	
1	3F+3T<	<	8.30	-0.60	0	-1	-1	-1	0	-1	-1	-1	-1		7.70
2	CCoSp3p3		3.00	0.79	1	2	2	1	2	2	2	1	1		3.79
3	FSSp3		2.60	0.57	1	1	2	1	1	1	2	1	1		3.17
4	2A		3.63 x	0.50	1	1	2	0	1	1	1	0	2		4.13
5	3Lo<	<	3.96 x	-0.50	-1	0	-1	-1	0	-2	-1	0	-1		3.46
6	StSq3		3.30	1.00	2	2	2	2	2	2	2	2	2		4.30
7	LSp2		1.90	0.79	2	1	2	1	1	2	2	1	2		2.69
			<b>26.69</b>											<b>29.24</b>	

### Program Components

	Factor												
Skating Skills	0.80	8.25	8.25	8.25	8.25	7.75	7.50	7.75	7.25	8.25	8.25	8.25	8.00
Transition / Linking Footwork	0.80	8.00	8.00	8.00	7.50	7.50	7.50	7.50	7.50	7.50	7.50	7.50	7.64
Performance / Execution	0.80	8.25	8.50	8.25	8.00	8.00	8.25	8.00	7.75	8.25	8.25	8.25	8.14
Choreography / Composition	0.80	8.25	8.25	8.00	8.25	8.00	8.25	8.00	7.50	8.00	8.00	8.00	8.11
Interpretation	0.80	8.50	8.50	8.00	8.00	8.25	8.50	8.25	8.00	8.25	8.00	8.25	8.25
<b>Judges Total Program Component Score (factored)</b>													<b>32.11</b>

### Deductions:

0.00

< Under-rotated jump x Credit for highlight distribution, base value multiplied by 1.1

# ISU GP Trophée Eric Bompard 2014

## LADIES SHORT PROGRAM JUDGES DETAILS PER SKATER

Rank	Name	Nation	Starting Number	Total Segment Score	Total Element Score	Total Program Component Score (factored)	Total Deductions
4	Maria ARTEMIEVA	RUS	1	58.38	32.48	25.90	0.00

#	Executed Elements	Info	Base Value	GOE	The Judges Panel (in random order)								Ref	Scores of Panel	
1	3T+3T		8.20	0.70	1	1	1	1	1	1	1	1	1	1	8.90
2	3Lz		6.00	0.30	1	0	1	0	1	-1	0	1	0		6.30
3	FSSp4		3.00	0.29	1	0	1	1	0	0	0	1	1		3.29
4	StSq3		3.30	0.36	1	1	1	1	0	1	0	0	1		3.66
5	2A		3.63 x	-0.36	-1	0	0	0	-1	-1	-1	-1	-1		3.27
6	CCoSp3p4		3.50	0.29	0	0	0	1	1	0	1	1	1		3.79
7	LSp4		2.70	0.57	2	1	1	1	2	1	1	1	1		3.27
			<b>30.33</b>											<b>32.48</b>	

### Program Components

	Factor											
Skating Skills	0.80	6.25	6.75	6.50	6.25	6.00	6.25	6.50	7.25	6.75		6.46
Transition / Linking Footwork	0.80	6.25	6.50	6.00	6.00	5.75	5.75	6.25	7.00	6.25		6.14
Performance / Execution	0.80	6.50	7.00	6.25	6.50	6.25	6.00	6.75	7.50	7.25		6.64
Choreography / Composition	0.80	6.50	7.00	6.50	6.50	6.00	6.00	6.50	7.50	6.50		6.50
Interpretation	0.80	6.75	7.00	6.25	6.75	6.25	6.25	6.50	7.25	7.00		6.64
<b>Judges Total Program Component Score (factored)</b>												<b>25.90</b>

### Deductions:

0.00

x Credit for highlight distribution, base value multiplied by 1.1

Rank	Name	Nation	Starting Number	Total Segment Score	Total Element Score	Total Program Component Score (factored)	Total Deductions
5	Mae Berenice MEITE	FRA	6	57.61	31.66	25.95	0.00

#	Executed Elements	Info	Base Value	GOE	The Judges Panel (in random order)								Ref	Scores of Panel	
1	3T+3T		8.20	0.90	1	2	1	1	2	2	0	1	1		9.10
2	3Lz		6.00	0.00	0	0	0	0	1	0	-1	1	-1		6.00
3	LSp4		2.70	0.36	1	0	1	1	0	1	1	0	1		3.06
4	2A		3.30	0.29	1	0	0	1	2	1	0	1	0		3.59
5	FCSp2		2.30	0.03	0	-1	1	0	1	0	-1	0	0		2.33
6	CCoSp3p4		3.50	0.14	0	0	1	0	1	0	0	0	1		3.64
7	StSq3		3.30	0.64	1	1	1	2	2	1	2	1	0		3.94
			<b>29.30</b>											<b>31.66</b>	

### Program Components

	Factor											
Skating Skills	0.80	6.50	6.50	6.25	6.50	7.50	7.00	6.00	6.75	6.75		6.61
Transition / Linking Footwork	0.80	6.25	5.75	5.75	6.00	7.00	6.75	5.75	6.00	6.25		6.11
Performance / Execution	0.80	6.75	6.50	6.00	6.75	8.00	7.00	6.00	6.75	6.50		6.61
Choreography / Composition	0.80	6.75	6.25	6.25	6.25	7.25	6.75	6.50	6.50	6.25		6.46
Interpretation	0.80	6.75	6.50	6.50	6.50	7.50	6.75	6.75	6.75	6.25		6.64
<b>Judges Total Program Component Score (factored)</b>												<b>25.95</b>

### Deductions:

0.00

Rank	Name	Nation	Starting Number	Total Segment Score	Total Element Score	Total Program Component Score (factored)	Total Deductions
6	Courtney HICKS	USA	9	55.70	29.59	27.11	-1.00

#	Executed Elements	Info	Base Value	GOE	The Judges Panel (in random order)								Ref	Scores of Panel	
1	3F+2T		6.60	0.50	1	1	1	0	2	0	0	0	2		7.10
2	LSp3		2.40	0.50	1	1	1	1	1	1	1	0	2		2.90
3	FCSp3		2.80	0.29	0	0	1	0	1	0	1	1	1		3.09
4	3Lz		6.60 x	-2.10	-3	-3	-3	-3	-2	-3	-3	-3	-3		4.50
5	2A		3.63 x	0.21	1	1	0	1	0	0	0	0	1		3.84
6	StSq3		3.30	0.36	1	0	1	0	1	0	1	1	1		3.66
7	CCoSp3p4		3.50	1.00	2	2	2	2	2	2	3	2	2		4.50
			<b>28.83</b>											<b>29.59</b>	

### Program Components

	Factor											
Skating Skills	0.80	6.50	7.25	7.50	6.50	7.25	6.50	7.00	6.25	7.75		6.93
Transition / Linking Footwork	0.80	6.50	6.75	6.50	6.25	6.75	6.00	6.50	6.00	7.25		6.46
Performance / Execution	0.80	6.75	7.25	7.25	6.75	7.50	6.25	6.75	6.50	7.50		6.96
Choreography / Composition	0.80	6.50	7.00	7.25	6.50	6.75	6.50	6.50	6.25	7.50		6.71
Interpretation	0.80	6.75	7.25	7.00	6.75	6.75	6.50	6.75	6.00	7.25		6.82
<b>Judges Total Program Component Score (factored)</b>												<b>27.11</b>

### Deductions:

Falls: -1.00

-1.00

x Credit for highlight distribution, base value multiplied by 1.1

# ISU GP Trophée Eric Bompard 2014

## LADIES SHORT PROGRAM JUDGES DETAILS PER SKATER

Rank	Name	Nation	Starting Number	Total Segment Score	Total Element Score	Total Program Score (factored)	Total Component Score (factored)	Total Deductions
7	Samantha CESARIO	USA	7	55.19	28.66	26.53		0.00

#	Executed Elements	Info	Base Value	GOE	The Judges Panel (in random order)								Ref	Scores of Panel	
1	3F+2Lo		7.10	0.40	0	0	1	1	1	0	1	0	1		7.50
2	LSp4		2.70	0.57	1	2	1	2	1	1	1	1	1		3.27
3	FSSp4		3.00	0.21	0	1	0	0	1	1	0	0	1		3.21
4	2A		3.63 x	0.21	0	0	0	1	1	1	1	0	0		3.84
5	3Lze	e	4.62 x	-1.30	-2	-1	-2	-2	-2	-1	-2	-2	-2		3.32
6	StSq3		3.30	0.43	1	1	0	0	1	1	1	1	1		3.73
7	CCoSp3p4		3.50	0.29	1	1	0	0	0	1	0	1	1		3.79
			<b>27.85</b>											<b>28.66</b>	

### Program Components

	Factor														
Skating Skills	0.80	6.75	6.50	6.50	6.50	6.25	7.00	7.00	7.25	6.25					6.64
Transition / Linking Footwork	0.80	6.75	6.25	6.25	6.25	6.00	7.00	7.25	6.75	6.25					6.50
Performance / Execution	0.80	6.50	6.50	6.25	6.50	6.25	7.25	7.25	7.00	6.50					6.64
Choreography / Composition	0.80	6.75	6.75	6.50	6.25	6.25	7.25	7.00	6.75	6.50					6.64
Interpretation	0.80	7.00	6.50	6.25	6.50	6.50	7.00	7.25	7.00	6.75					6.75
<b>Judges Total Program Component Score (factored)</b>													<b>26.53</b>		

### Deductions:

x Credit for highlight distribution, base value multiplied by 1.1 e Wrong edge **0.00**

Rank	Name	Nation	Starting Number	Total Segment Score	Total Element Score	Total Program Score (factored)	Total Component Score (factored)	Total Deductions
8	Haruka IMAI	JPN	8	54.72	28.32	27.40		-1.00

#	Executed Elements	Info	Base Value	GOE	The Judges Panel (in random order)								Ref	Scores of Panel	
1	2A		3.30	0.50	1	1	1	1	1	0	1	1	1		3.80
2	3S+3T		8.30	0.30	1	1	1	0	1	0	0	0	0		8.60
3	LSp3		2.40	0.36	1	1	1	0	0	1	1	1	0		2.76
4	3Lo		5.61 x	0.00	0	-1	1	1	1	-1	-2	0	0		5.61
5	FCSp3		2.80	0.36	0	1	1	1	0	1	0	1	1		3.16
6	CCoSp2p4		2.50	0.43	1	1	0	1	0	1	1	1	1		2.93
7	StSq2		2.60	-1.14	-3	-2	-2	-2	-2	-2	-3	-2	-3		1.46
			<b>27.51</b>											<b>28.32</b>	

### Program Components

	Factor														
Skating Skills	0.80	6.75	7.50	6.75	7.25	7.00	6.75	7.25	6.75	6.25					6.93
Transition / Linking Footwork	0.80	6.50	7.00	6.75	6.00	6.75	6.75	7.00	6.50	6.00					6.61
Performance / Execution	0.80	6.75	7.25	7.25	6.50	6.50	7.50	7.00	6.75	6.50					6.86
Choreography / Composition	0.80	6.75	7.25	7.25	6.75	6.75	7.25	7.25	6.50	6.50					6.93
Interpretation	0.80	6.50	7.50	7.25	7.00	6.50	7.50	7.00	6.25	6.75					6.93
<b>Judges Total Program Component Score (factored)</b>													<b>27.40</b>		

### Deductions:

x Credit for highlight distribution, base value multiplied by 1.1 Falls: -1.00 **-1.00**

Rank	Name	Nation	Starting Number	Total Segment Score	Total Element Score	Total Program Score (factored)	Total Component Score (factored)	Total Deductions
9	Anna OVCHAROVA	SUI	2	50.15	26.18	23.97		0.00

#	Executed Elements	Info	Base Value	GOE	The Judges Panel (in random order)								Ref	Scores of Panel	
1	3Lz<+2T	<	5.50	-1.40	-2	-2	-2	-2	-2	-2	-2	-1	-2		4.10
2	3Lo		5.10	-0.40	0	-1	-1	-1	0	0	-3	0	-1		4.70
3	FCSp3		2.80	0.17	1	0	0	1	1	0	-1	1	-1		2.97
4	LSp3		2.40	0.43	1	1	1	1	1	1	0	1	0		2.83
5	StSq3		3.30	0.36	1	1	1	1	0	0	0	1	1		3.66
6	CCoSp3p4		3.50	0.50	1	1	1	1	1	1	0	1	1		4.00
7	2A		3.63 x	0.29	1	1	1	0	1	0	0	1	0		3.92
			<b>26.23</b>											<b>26.18</b>	

### Program Components

	Factor														
Skating Skills	0.80	7.00	5.75	6.25	5.75	6.00	6.00	5.75	6.00	5.50					5.93
Transition / Linking Footwork	0.80	7.25	6.00	6.25	5.75	6.00	5.75	6.00	5.50	5.25					5.89
Performance / Execution	0.80	7.00	6.00	6.50	6.00	5.75	5.75	5.75	6.00	5.50					5.96
Choreography / Composition	0.80	7.25	5.75	6.50	6.00	5.75	6.00	6.25	6.25	5.75					6.07
Interpretation	0.80	6.75	6.25	6.50	6.25	6.00	5.75	6.00	6.00	5.75					6.11
<b>Judges Total Program Component Score (factored)</b>													<b>23.97</b>		

### Deductions:

< Under-rotated jump x Credit for highlight distribution, base value multiplied by 1.1 **0.00**

# ISU GP Trophée Eric Bompard 2014

## LADIES SHORT PROGRAM JUDGES DETAILS PER SKATER

Rank	Name	Nation	Starting Number	Total Segment Score	Total Element Score	Total Program Component Score (factored)	Total Deductions
10	Eliska BREZINOVA	CZE	4	48.28	25.30	22.98	0.00

#	Executed Elements	Info	Base Value	GOE	The Judges Panel (in random order)									Ref	Scores of Panel
1	3T+2T		5.40	-0.50	-2	-1	0	0	-1	-1	0	-1	-1		4.90
2	3Lz		6.00	-0.80	-2	-1	-1	-1	-2	-1	-1	-1	-1		5.20
3	FCSp3		2.80	0.10	0	-1	0	1	0	1	0	-1	1		2.90
4	StSq2		2.60	0.00	0	0	0	0	0	1	0	1	0		2.60
5	2A		3.63 x	0.43	0	1	1	1	0	1	1	1	1		4.06
6	CCoSp3p4		3.50	0.07	0	0	0	0	0	0	1	0	1		3.57
7	LSp2		1.90	0.17	0	0	1	0	1	1	-1	-1	1		2.07
			<b>25.83</b>												<b>25.30</b>

### Program Components

	Factor												
Skating Skills	0.80	5.50	5.75	5.75	5.75	6.00	5.75	5.75	5.75	5.75	6.25		5.79
Transition / Linking Footwork	0.80	5.25	5.50	5.75	5.50	5.75	5.50	5.50	5.50	5.50	5.50		5.54
Performance / Execution	0.80	5.50	5.75	6.00	5.75	5.75	5.50	6.00	5.75	6.00			5.79
Choreography / Composition	0.80	5.25	5.75	6.00	5.75	6.25	5.50	6.00	5.75	6.25			5.86
Interpretation	0.80	5.25	6.00	6.00	5.75	6.00	5.50	5.75	5.25	6.00			5.75
<b>Judges Total Program Component Score (factored)</b>													<b>22.98</b>

### Deductions:

0.00

x Credit for highlight distribution, base value multiplied by 1.1

Rank	Name	Nation	Starting Number	Total Segment Score	Total Element Score	Total Program Component Score (factored)	Total Deductions
11	Veronik MALLET	CAN	3	45.07	22.99	24.08	-2.00

#	Executed Elements	Info	Base Value	GOE	The Judges Panel (in random order)									Ref	Scores of Panel
1	3F<	<	3.70	-2.10	-3	-3	-3	-3	-3	-3	-3	-3	-3		1.60
2	3Lo+2T		6.40	0.10	1	0	1	0	0	0	0	0	0		6.50
3	FSSp3		2.60	-0.04	-1	-1	0	0	0	0	0	0		2.56	
4	LSp3		2.40	0.36	0	1	1	1	0	1	1	0	1		2.76
5	2A		3.63 x	-1.50	-3	-3	-3	-3	-3	-3	-3	-3		2.13	
6	StSq3		3.30	0.14	0	1	0	0	1	1	0	0	0		3.44
7	CCoSp3p4		3.50	0.50	1	1	1	1	1	1	1	1		4.00	
			<b>25.53</b>												<b>22.99</b>

### Program Components

	Factor												
Skating Skills	0.80	5.75	5.75	6.25	5.75	6.50	6.25	6.25	6.25	6.25	6.50		6.14
Transition / Linking Footwork	0.80	5.25	5.50	5.75	5.75	6.50	6.00	6.00	6.00	5.75	6.25		5.86
Performance / Execution	0.80	5.50	5.75	6.00	6.00	6.25	6.25	6.50	5.75	5.75			5.96
Choreography / Composition	0.80	6.00	6.00	6.25	5.75	6.75	6.25	6.25	6.25	6.25			6.18
Interpretation	0.80	5.75	5.75	6.00	5.50	6.75	6.25	6.00	6.00	6.00			5.96
<b>Judges Total Program Component Score (factored)</b>													<b>24.08</b>

### Deductions:

Falls: -2.00

-2.00

< Under-rotated jump x Credit for highlight distribution, base value multiplied by 1.1

Rank	Name	Nation	Starting Number	Total Segment Score	Total Element Score	Total Program Component Score (factored)	Total Deductions
12	Laurine LECAVELIER	FRA	5	44.03	21.32	23.71	-1.00

#	Executed Elements	Info	Base Value	GOE	The Judges Panel (in random order)									Ref	Scores of Panel
1	3Lz+COMBO		6.00	-2.00	-3	-3	-3	-2	-3	-3	-3	-3	-2		4.00
2	3F	!	5.30	-2.00	-3	-3	-3	-3	-2	-3	-3	-3	-2		3.30
3	FCSp4		3.20	0.43	-1	2	2	0	1	0	1	1	1		3.63
4	CCoSp2p3		2.10	0.07	0	1	0	0	1	0	0	0	0		2.17
5	2A		3.63 x	0.29	1	1	1	0	1	0	0	1	0		3.92
6	LSp4		2.70	0.50	1	2	1	1	1	1	1	1	1		3.20
7	StSq2		2.60	-1.50	-3	-3	-3	-3	-3	-3	-3	-3	-3		1.10
			<b>25.53</b>												<b>21.32</b>

### Program Components

	Factor												
Skating Skills	0.80	5.75	5.75	6.25	6.50	7.00	6.25	6.25	6.25	6.25	6.00		6.18
Transition / Linking Footwork	0.80	5.75	5.50	5.50	6.50	6.75	6.00	5.50	5.50	5.75			5.79
Performance / Execution	0.80	5.50	5.50	5.75	6.00	6.25	5.75	5.50	5.75	6.00			5.75
Choreography / Composition	0.80	5.75	6.00	5.75	6.25	6.75	5.75	5.75	6.00	6.25			5.96
Interpretation	0.80	5.75	5.75	5.75	6.50	6.75	6.00	5.75	5.75	6.25			5.96
<b>Judges Total Program Component Score (factored)</b>													<b>23.71</b>

### Deductions:

Falls: -1.00

-1.00

x Credit for highlight distribution, base value multiplied by 1.1 ! Not clear edge

# ISU GP Trophee Eric Bompard 2014

## RESULTS

### LADIES FREE SKATING

Pl.	Name	Nation	Total Segment Score
1	Elena RADIONOVA	RUS	136.64
2	Julia LIPNITSKAIA	RUS	118.39
3	Courtney HICKS	USA	116.88
4	Ashley WAGNER	USA	116.39
5	Mae Berenice MEITE	FRA	111.85
6	Samantha CESARIO	USA	106.51
7	Maria ARTEMIEVA	RUS	104.11
8	Haruka IMAI	JPN	99.98
9	Eliska BREZINOVA	CZE	96.01
10	Laurine LECAVELIER	FRA	95.51
11	Veronik MALLET	CAN	94.57
12	Anna OVCHAROVA	SUI	83.08

Printed: 22.11.2014 14:56:55



# ISU GP Trophée Eric Bompard 2014

## LADIES FREE SKATING JUDGES DETAILS PER SKATER

Rank	Name	Nation	Starting Number	Total Segment Score	Total Element Score	Total Program Component Score (factored)	Total Deductions
1	Elena RADIONOVA	RUS	12	136.64	71.43	65.21	0.00

#	Executed Elements	Info	Base Value	GOE	The Judges Panel (in random order)										Ref	Scores of Panel
1	3Lz+3T		10.10	1.20	1	2	2	1	2	2	2	1	2		11.30	
2	3F		5.30	0.90	2	1	2	1	1	1	2	0	1		6.20	
3	3Lz		6.00	0.90	1	2	1	1	2	1	1	1	2		6.90	
4	StSq3		3.30	0.86	1	2	2	2	1	2	2	1	2		4.16	
5	CCoSp3p4		3.50	0.86	1	2	2	1	2	2	2	1	2		4.36	
6	3Lo+1Lo+3S		10.78 x	1.00	1	2	2	1	2	1	1	1	2		11.78	
7	2A		3.63 x	0.36	0	1	1	0	1	1	1	0	1		3.99	
8	2A		3.63 x	0.43	1	1	2	0	1	1	1	0	1		4.06	
9	3Lo+2T		7.04 x	0.20	0	0	1	0	1	1	0	-1	0		7.24	
10	FCCoSp3p4		3.50	0.64	0	1	2	1	1	1	2	1	2		4.14	
11	ChSq1		2.00	1.10	1	1	2	1	1	2	2	2	2		3.10	
12	LSp4		2.70	1.50	3	3	3	3	3	3	2	3	3		4.20	
			<b>61.48</b>												<b>71.43</b>	

Program Components	Factor											
Skating Skills	1.60	8.50	8.00	8.00	7.75	8.00	8.00	8.50	7.75	8.50		8.11
Transition / Linking Footwork	1.60	8.00	7.75	8.25	8.00	7.75	8.00	8.00	8.00	8.25		8.00
Performance / Execution	1.60	8.25	8.50	8.50	8.00	8.25	8.25	8.25	8.75	8.50		8.36
Choreography / Composition	1.60	8.25	8.00	8.00	8.00	8.00	8.00	8.25	8.00	8.25		8.07
Interpretation	1.60	8.00	7.50	8.50	8.25	8.25	8.00	8.25	8.25	8.50		8.21
<b>Judges Total Program Component Score (factored)</b>												<b>65.21</b>

**Deductions:** 0.00

x Credit for highlight distribution, base value multiplied by 1.1

Rank	Name	Nation	Starting Number	Total Segment Score	Total Element Score	Total Program Component Score (factored)	Total Deductions
2	Julia LIPNITSKAIA	RUS	11	118.39	57.21	62.18	-1.00

#	Executed Elements	Info	Base Value	GOE	The Judges Panel (in random order)										Ref	Scores of Panel
1	2A+3T+2T		8.70	1.20	1	2	2	2	2	2	2	1	1		9.90	
2	2A+3T		7.40	0.80	1	1	1	1	2	1	2	1	1		8.20	
3	FCSp4		3.20	0.86	1	1	1	2	2	2	2	2	2		4.06	
4	StSq3		3.30	0.86	2	1	2	2	1	2	2	1	2		4.16	
5	2Lo		1.98 x	0.09	0	0	0	0	1	0	1	1	0		2.07	
6	3S		4.62 x	0.60	0	0	1	1	1	2	0	2	1		5.22	
7	3F		5.83 x	-0.40	0	-1	-1	-1	0	-1	-1	0	0		5.43	
8	3F<<+REP	<<	1.46 x	-0.90	-3	-3	-3	-3	-3	-3	-3	-3	-3		0.56	
9	3Lz<+2T	!	6.05 x	-0.70	-1	-1	-1	-1	-1	-1	-1	0	-1		5.35	
10	ChSq1		2.00	1.20	1	1	2	2	2	2	1	2	2		3.20	
11	LSp4		2.70	1.36	2	3	3	3	3	3	2	3	2		4.06	
12	CCoSp3p4		3.50	1.50	3	3	3	3	3	3	2	3	3		5.00	
			<b>50.74</b>												<b>57.21</b>	

Program Components	Factor											
Skating Skills	1.60	7.75	7.75	7.75	7.75	8.25	8.00	7.25	8.25	8.00		7.89
Transition / Linking Footwork	1.60	7.50	7.25	7.75	7.75	7.75	7.50	7.00	8.00	7.75		7.61
Performance / Execution	1.60	7.75	7.25	8.00	8.00	8.00	7.75	7.25	8.25	8.25		7.86
Choreography / Composition	1.60	7.50	7.50	8.25	7.25	7.75	7.75	7.25	8.25	8.00		7.71
Interpretation	1.60	7.75	7.50	8.50	7.75	8.00	7.75	7.00	8.00	7.75		7.79
<b>Judges Total Program Component Score (factored)</b>												<b>62.18</b>

**Deductions:** Falls: -1.00 -1.00

< Under-rotated jump << Downgraded jump x Credit for highlight distribution, base value multiplied by 1.1 ! Not clear edge REP Jump repetition

# ISU GP Trophée Eric Bompard 2014

## LADIES FREE SKATING JUDGES DETAILS PER SKATER

Rank	Name	Nation	Starting Number	Total Segment Score	Total Element Score	Total Program Component Score (factored)	Total Deductions
3	Courtney HICKS	USA	7	116.88	60.82	56.06	0.00

#	Executed Elements	Info	Base Value	GOE	The Judges Panel (in random order)								Ref	Scores of Panel	
1	3F+2T		6.60	1.00	2	1	1	1	1	2	1	2	2		7.60
2	3S		4.20	0.40	2	1	1	1	0	0	0	0	1		4.60
3	FCSp4		3.20	0.50	1	1	1	1	2	1	1	0	1		3.70
4	3Lo		5.10	0.80	2	1	1	1	1	1	1	0	2		5.90
5	FCCoSp3p4		3.50	0.21	1	0	0	1	1	1	0	0	0		3.71
6	3Lz+2T+2Lo		10.01	x 0.50	2	1	1	0	1	1	0	-1	1		10.51
7	3Lz		6.60	x 0.40	2	0	0	1	1	1	1	0	0		7.00
8	StSq2		2.60	0.14	1	0	0	1	0	0	0	1	0		2.74
9	2A+1A+SEQ		3.87	x -1.00	-2	-2	-2	-2	-2	-2	-2	-2	-2		2.87
10	3F		5.83	x 0.60	2	0	1	1	1	1	0	1	1		6.43
11	ChSq1		2.00	0.40	1	0	0	1	1	0	0	1	1		2.40
12	CCoSp3p3		3.00	0.36	1	1	0	1	0	1	1	1	0		3.36
			<b>56.51</b>											<b>60.82</b>	

Program Components	Factor											
Skating Skills	1.60	7.25	7.50	7.25	7.00	6.50	7.25	7.25	7.75	7.00		7.21
Transition / Linking Footwork	1.60	6.75	7.25	6.75	6.75	6.50	6.50	7.00	7.00	6.75		6.79
Performance / Execution	1.60	7.50	7.50	7.00	6.75	6.75	6.75	7.00	7.25	7.25		7.07
Choreography / Composition	1.60	6.75	7.25	7.25	7.00	6.50	7.00	6.75	7.50	7.25		7.04
Interpretation	1.60	6.75	6.75	7.25	7.25	6.75	7.00	6.75	7.50	6.75		6.93
<b>Judges Total Program Component Score (factored)</b>												<b>56.06</b>

**Deductions:** 0.00

x Credit for highlight distribution, base value multiplied by 1.1

Rank	Name	Nation	Starting Number	Total Segment Score	Total Element Score	Total Program Component Score (factored)	Total Deductions
4	Ashley WAGNER	USA	10	116.39	54.12	63.27	-1.00

#	Executed Elements	Info	Base Value	GOE	The Judges Panel (in random order)								Ref	Scores of Panel	
1	2A		3.30	0.79	2	2	2	2	2	1	1	0	1		4.09
2	3F		5.30	-2.10	-3	-3	-3	-3	-3	-3	-3	-3	-3		3.20
3	3S		4.20	0.60	1	1	1	1	1	2	1	0	0		4.80
4	FSSp4		3.00	0.64	1	1	2	2	2	1	1	0	1		3.64
5	FCCoSp3p3		3.00	0.50	1	1	1	1	1	1	1	-1	1		3.50
6	3Lo+2T		7.04	x 0.20	0	1	0	1	0	1	0	-1	0		7.24
7	3F+1T		6.27	x -0.60	-1	-1	-1	-1	-1	0	0	-1	-1		5.67
8	3Lo		5.61	x 0.20	1	1	0	0	0	1	0	-1	0		5.81
9	StSq3		3.30	0.64	2	0	2	1	2	1	1	0	2		3.94
10	3Lz+3T<<	!	8.03	x -2.00	-3	-3	-3	-3	-3	-1	-2	-3	-3		6.03
11	ChSq1		2.00	0.70	1	1	1	1	1	1	1	1	1		2.70
12	CCoSp3p3		3.00	0.50	1	1	1	1	1	1	1	1	0		3.50
			<b>54.05</b>											<b>54.12</b>	

Program Components	Factor											
Skating Skills	1.60	8.25	8.00	8.00	8.25	7.75	8.00	8.25	7.50	7.25		7.96
Transition / Linking Footwork	1.60	7.75	7.25	7.50	8.00	7.25	7.75	8.00	7.00	7.25		7.54
Performance / Execution	1.60	8.25	7.50	8.25	7.75	8.25	8.25	8.00	7.75	7.75		8.00
Choreography / Composition	1.60	8.00	7.75	8.00	8.50	8.00	8.00	8.25	7.50	7.50		7.93
Interpretation	1.60	8.00	8.00	8.25	8.25	8.25	8.25	8.00	8.00	8.00		8.11
<b>Judges Total Program Component Score (factored)</b>												<b>63.27</b>

**Deductions:** Falls: -1.00 -1.00

<< Downgraded jump x Credit for highlight distribution, base value multiplied by 1.1 ! Not clear edge

# ISU GP Trophée Eric Bompard 2014

## LADIES FREE SKATING JUDGES DETAILS PER SKATER

Rank	Name	Nation	Starting Number	Total Segment Score	Total Element Score	Total Program Component Score (factored)	Total Deductions
5	Mae Berenice MEITE	FRA	8	111.85	58.14	53.71	0.00

#	Executed Elements	Info	Base Value	GOE	The Judges Panel (in random order)										Ref	Scores of Panel
1	2A		3.30	0.29	0	1	0	1	1	0	1	0	1		3.59	
2	3S+3T		8.30	0.60	1	1	1	1	1	0	1	1	0		8.90	
3	3Lz		6.00	-0.70	0	-1	-1	-1	-1	-1	-1	-1	-1		5.30	
4	3F		5.30	0.20	1	0	0	0	0	-1	1	0	1		5.50	
5	LSp4		2.70	0.57	1	1	1	0	2	2	1	1	1		3.27	
6	2A+3T		7.40	0.90	1	2	1	1	1	0	1	2	2		8.30	
7	3Lo+2T		7.04 x	0.00	0	0	0	0	0	-1	0	0	0		7.04	
8	3S		4.62 x	0.30	1	1	0	0	0	0	0	1	1		4.92	
9	FCSp2		2.30	0.00	0	0	0	0	0	-1	0	0	1		2.30	
10	StSq3		3.30	0.29	1	1	0	1	0	0	1	0	1		3.59	
11	ChSq1		2.00	0.60	1	0	1	1	1	1	1	1	0		2.60	
12	CCoSp3p3		3.00	-0.17	-1	0	-1	0	-1	-1	0	-1	0		2.83	
			<b>55.26</b>													<b>58.14</b>

Program Components	Factor											
Skating Skills	1.60	7.00	7.50	6.50	7.00	7.00	6.00	6.25	6.50	7.25		6.79
Transition / Linking Footwork	1.60	6.50	7.25	6.25	6.50	6.75	5.00	6.00	6.00	7.00		6.43
Performance / Execution	1.60	7.25	7.50	6.25	7.25	7.00	6.50	6.50	6.50	7.25		6.89
Choreography / Composition	1.60	7.00	7.25	6.50	7.00	6.50	6.50	6.25	6.25	7.50		6.71
Interpretation	1.60	7.00	7.25	6.75	6.75	6.75	6.00	6.50	6.25	7.25		6.75
<b>Judges Total Program Component Score (factored)</b>												<b>53.71</b>

**Deductions:** 0.00

x Credit for highlight distribution, base value multiplied by 1.1

Rank	Name	Nation	Starting Number	Total Segment Score	Total Element Score	Total Program Component Score (factored)	Total Deductions
6	Samantha CESARIO	USA	6	106.51	51.18	55.33	0.00

#	Executed Elements	Info	Base Value	GOE	The Judges Panel (in random order)										Ref	Scores of Panel
1	3Lo+1Lo+2S		6.90	0.30	0	0	0	0	1	0	1	1	1		7.20	
2	3T		4.10	0.30	1	1	0	1	0	0	0	1	0		4.40	
3	3F+2T		6.60	0.30	1	0	0	0	1	0	1	1	0		6.90	
4	CCoSp3p4		3.50	0.43	1	0	1	1	1	1	1	0	1		3.93	
5	FSSp2		2.30	0.07	1	0	0	0	0	-1	0	1	0		2.37	
6	3Lze	e	4.62 x	-1.40	-2	-2	-2	-2	-2	-2	-2	-2	0		3.22	
7	3Lo		5.61 x	0.40	1	1	0	1	0	0	1	1	0		6.01	
8	3F<+2T	<	5.50 x	-0.70	-1	-1	-1	-1	-1	-1	-1	0	-1		4.80	
9	LSp2		1.90	-0.04	0	0	0	0	0	-1	-1	1	0		1.86	
10	StSq2		2.60	0.50	1	1	1	1	1	0	1	1	1		3.10	
11	2A		3.63 x	0.36	1	1	1	1	0	-1	1	1	0		3.99	
12	ChSq1		2.00	1.40	2	1	2	2	2	2	3	3	1		3.40	
			<b>49.26</b>													<b>51.18</b>

Program Components	Factor											
Skating Skills	1.60	7.00	6.75	6.25	6.75	7.00	6.00	7.00	7.00	6.75		6.79
Transition / Linking Footwork	1.60	6.75	6.75	6.50	6.50	6.50	6.50	6.50	7.00	6.75		6.61
Performance / Execution	1.60	7.50	7.00	7.00	6.75	7.00	6.75	7.00	7.25	7.00		7.00
Choreography / Composition	1.60	7.25	6.75	7.00	7.00	6.75	7.25	6.75	7.25	7.00		7.00
Interpretation	1.60	7.50	7.00	7.25	7.00	7.00	7.25	7.25	7.50	6.50		7.18
<b>Judges Total Program Component Score (factored)</b>												<b>55.33</b>

**Deductions:** 0.00

< Under-rotated jump x Credit for highlight distribution, base value multiplied by 1.1 e Wrong edge

# ISU GP Trophée Eric Bompard 2014

## LADIES FREE SKATING JUDGES DETAILS PER SKATER

Rank	Name	Nation	Starting Number	Total Segment Score	Total Element Score	Total Program Component Score (factored)	Total Deductions
7	Maria ARTEMIEVA	RUS	9	104.11	50.81	56.30	-3.00

#	Executed Elements	Info	Base Value	GOE	The Judges Panel (in random order)										Ref	Scores of Panel
1	3Lz+2T		7.30	1.10	2	1	2	2	1	2	2	1	1		8.40	
2	3Lo		5.10	-2.10	-3	-3	-3	-3	-3	-3	-3	-3	-3		3.00	
3	3T		4.10	1.10	2	1	2	2	2	2	1	1	1		5.20	
4	3T+2T		5.40	0.50	1	0	1	1	1	1	1	0	0		5.90	
5	FCCoSp3p4		3.50	0.64	1	1	2	0	1	2	2	1	1		4.14	
6	StSq3		3.30	0.71	1	2	1	1	1	2	2	2	1		4.01	
7	2A		3.63 x	-1.50	-3	-3	-3	-3	-3	-3	-3	-3	-3		2.13	
8	3Lz		6.60 x	-0.80	-2	-1	-2	-1	-1	-1	-1	-1	-1		5.80	
9	2A		3.63 x	-1.50	-3	-3	-3	-3	-3	-3	-3	-3	-3		2.13	
10	LSp3		2.40	0.71	1	2	2	1	1	2	1	2	1		3.11	
11	ChSq1		2.00	0.70	1	1	1	1	1	1	1	1	0		2.70	
12	CCoSp3p4		3.50	0.79	2	2	2	1	1	2	2	1	1		4.29	
			<b>50.46</b>												<b>50.81</b>	

Program Components	Factor												
Skating Skills	1.60	7.25	7.75	7.25	7.00	7.25	7.50	6.75	6.75	6.75	6.75		7.11
Transition / Linking Footwork	1.60	6.75	7.50	7.00	6.75	7.00	7.25	6.50	6.00	6.25	6.25		6.79
Performance / Execution	1.60	7.00	7.00	6.25	7.25	6.75	7.75	7.00	6.50	6.25	6.25		6.82
Choreography / Composition	1.60	7.00	7.50	7.00	7.00	7.25	7.75	7.50	6.50	7.00	7.00		7.18
Interpretation	1.60	7.25	7.25	7.25	7.25	7.25	8.25	7.50	6.75	7.25	7.25		7.29
<b>Judges Total Program Component Score (factored)</b>												<b>56.30</b>	
<b>Deductions:</b>	Falls: -3.00											<b>-3.00</b>	

x Credit for highlight distribution, base value multiplied by 1.1

Rank	Name	Nation	Starting Number	Total Segment Score	Total Element Score	Total Program Component Score (factored)	Total Deductions
8	Haruka IMAI	JPN	5	99.98	45.76	54.22	0.00

#	Executed Elements	Info	Base Value	GOE	The Judges Panel (in random order)										Ref	Scores of Panel
1	2A+3T		7.40	1.20	2	2	1	2	2	2	1	2	1		8.60	
2	3F		5.30	0.10	0	0	0	0	0	0	1	1	0		5.40	
3	3S+2T		5.50	0.00	-1	0	0	0	0	0	0	0	0		5.50	
4	LSp3		2.40	0.43	0	0	1	1	1	1	1	1	1		2.83	
5	FCSp4		3.20	0.29	1	0	0	1	1	0	0	1	1		3.49	
6	3Lo+2T		7.04 x	0.00	0	0	0	0	0	0	0	0	0		7.04	
7	1Lo		0.55 x	-0.04	-1	0	-1	-1	0	0	0	-1	0		0.51	
8	3S<	<	3.30 x	-1.30	-3	-1	-2	-2	-2	-1	-2	-2	-2		2.00	
9	2A		3.63 x	0.36	0	1	0	1	1	1	0	1	1		3.99	
10	StSq		0.00	0.00	-	-	-	-	-	-	-	-	-		0.00	
11	ChSq1		2.00	0.40	0	0	0	1	1	1	1	1	0		2.40	
12	CCoSp3p4		3.50	0.50	1	1	1	0	1	1	1	1	1		4.00	
			<b>43.82</b>												<b>45.76</b>	

Program Components	Factor												
Skating Skills	1.60	7.00	7.00	7.00	7.25	6.75	6.75	6.75	6.75	6.75	6.75		6.86
Transition / Linking Footwork	1.60	6.25	6.75	6.75	6.75	6.75	6.50	6.50	6.50	6.25	6.25		6.57
Performance / Execution	1.60	7.00	6.50	6.75	7.00	7.25	6.75	7.00	6.75	6.50	6.50		6.82
Choreography / Composition	1.60	6.50	6.75	7.00	7.00	7.25	6.75	7.00	6.75	6.25	6.25		6.82
Interpretation	1.60	6.75	6.75	7.00	7.00	7.50	6.50	6.75	7.00	6.50	6.50		6.82
<b>Judges Total Program Component Score (factored)</b>												<b>54.22</b>	
<b>Deductions:</b>												<b>0.00</b>	

< Under-rotated jump x Credit for highlight distribution, base value multiplied by 1.1

# ISU GP Trophée Eric Bompard 2014

## LADIES FREE SKATING JUDGES DETAILS PER SKATER

Rank	Name	Nation	Starting Number	Total Segment Score	Total Element Score	Total Program Component Score (factored)	Total Deductions
9	Eliska BREZINOVA	CZE	3	96.01	49.94	47.07	-1.00

#	Executed Elements	Info	Base Value	GOE	The Judges Panel (in random order)										Ref	Scores of Panel
1	2A+2T		4.60	0.43	0	1	1	1	0	1	1	1	1		5.03	
2	3Lz		6.00	0.00	0	0	0	0	0	0	0	0	0		6.00	
3	3Lo		5.10	-2.10	-3	-3	-3	-3	-3	-2	-3	-3	-3		3.00	
4	FCSSp4		3.00	0.36	1	1	1	0	1	0	0	1	1		3.36	
5	3T		4.10	0.00	0	0	0	0	0	0	0	0	-1		4.10	
6	StSq2		2.60	0.00	0	0	0	0	1	0	0	0	0		2.60	
7	ChSq1		2.00	0.30	0	0	0	0	1	1	1	0	1		2.30	
8	3T+2T		5.94 x	0.30	0	0	1	1	1	0	0	0	1		6.24	
9	3S+1Lo+2S		6.60 x	-0.70	-1	-1	-1	-1	-1	-1	-2	0	-1		5.90	
10	CCoSp3p4		3.50	0.21	0	0	1	1	1	0	0	1	0		3.71	
11	2A		3.63 x	0.14	0	0	1	0	1	0	0	1	0		3.77	
12	FCCoSp3p4		3.50	0.43	0	0	1	1	1	1	1	1	1		3.93	
			<b>50.57</b>												<b>49.94</b>	

Program Components	Factor												
Skating Skills	1.60	6.00	6.00	5.75	6.50	6.25	6.00	5.75	6.00	6.50		6.07	
Transition / Linking Footwork	1.60	5.50	5.25	5.50	6.25	6.00	5.75	5.50	5.25	6.00		5.64	
Performance / Execution	1.60	5.75	5.50	5.75	6.25	6.00	6.00	6.00	5.75	6.00		5.89	
Choreography / Composition	1.60	6.00	5.25	6.00	6.25	6.25	5.75	5.75	5.75	6.25		5.96	
Interpretation	1.60	5.75	5.25	5.75	6.50	6.00	6.25	5.50	5.25	6.50		5.86	
<b>Judges Total Program Component Score (factored)</b>												<b>47.07</b>	
<b>Deductions:</b>		Falls:	-1.00										<b>-1.00</b>

x Credit for highlight distribution, base value multiplied by 1.1

Rank	Name	Nation	Starting Number	Total Segment Score	Total Element Score	Total Program Component Score (factored)	Total Deductions
10	Laurine LECAVELIER	FRA	1	95.51	50.78	46.73	-2.00

#	Executed Elements	Info	Base Value	GOE	The Judges Panel (in random order)										Ref	Scores of Panel
1	2A+1Lo+3S		8.00	-1.10	-2	-1	-1	-2	-1	-2	-2	-1	-2		6.90	
2	3Lz+2T		7.30	0.10	0	0	0	1	0	1	-1	0	0		7.40	
3	3Lo		5.10	-1.40	-2	-2	-2	-2	-2	-2	-2	-2	-2		3.70	
4	StSq3		3.30	0.21	0	0	1	0	0	1	1	1	0		3.51	
5	FCCoSp3p4		3.50	0.21	0	1	0	0	1	1	0	0	1		3.71	
6	ChSq1		2.00	-0.07	0	0	0	0	0	-1	-1	0	0		1.93	
7	3F	!	5.83 x	-0.30	-1	0	0	0	-1	0	-1	0	-1		5.53	
8	3Lz		6.60 x	-0.80	-2	-1	-1	-1	-1	-1	-2	-1	-1		5.80	
9	CCoSp3p4		3.50	0.00	0	0	0	0	0	0	0	0	0		3.50	
10	3T		4.51 x	0.00	0	0	0	0	0	0	-1	0	0		4.51	
11	2A+2T		5.06 x	-1.50	-3	-3	-3	-3	-2	-3	-3	-3	-3		3.56	
12	LSpB		1.20	-0.47	-1	-1	0	-2	-2	-2	-2	-1	-2		0.73	
			<b>55.90</b>												<b>50.78</b>	

Program Components	Factor											
Skating Skills	1.60	6.25	6.50	6.25	6.25	6.25	5.50	5.75	6.25	6.00		6.14
Transition / Linking Footwork	1.60	5.75	5.75	5.75	6.00	5.75	5.00	5.00	5.50	5.00		5.50
Performance / Execution	1.60	6.00	6.00	6.00	6.50	6.25	5.25	5.75	6.00	5.50		5.93
Choreography / Composition	1.60	5.75	6.25	6.00	6.25	6.00	5.00	5.75	5.75	5.25		5.82
Interpretation	1.60	6.00	5.75	6.00	6.25	6.25	5.25	5.00	6.25	5.25		5.82
<b>Judges Total Program Component Score (factored)</b>												<b>46.73</b>
<b>Deductions:</b>		Time violation:	-1.00	Falls:	-1.00							<b>-2.00</b>

x Credit for highlight distribution, base value multiplied by 1.1 ! Not clear edge

# ISU GP Trophée Eric Bompard 2014

## LADIES FREE SKATING JUDGES DETAILS PER SKATER

Rank	Name	Nation	Starting Number	Total Segment Score	Total Element Score	Total Program Component Score (factored)	Total Deductions
11	Veronik MALLETT	CAN	2	94.57	46.60	48.97	-1.00

#	Executed Elements	Info	Base Value	GOE	The Judges Panel (in random order)										Ref	Scores of Panel
1	3F+2T		6.60	-0.50	-1	0	-1	-1	-1	0	-1	0	-1		6.10	
2	3Lze	e	4.20	-1.20	-2	-1	-2	-2	-1	-2	-2	-1	-2		3.00	
3	3Lo+2T+2Lo		8.20	0.70	1	1	1	1	1	1	1	1	0		8.90	
4	FSSp4		3.00	0.36	1	1	0	0	1	1	1	1	0		3.36	
5	FCCoSp3p4		3.50	0.36	0	1	0	0	1	1	1	1	1		3.86	
6	2Lo		1.80	0.00	0	0	0	0	0	0	0	0	0		1.80	
7	2F		2.09	0.04	0	0	1	0	0	0	0	1	0		2.13	
8	3T		4.51	-2.10	-3	-3	-3	-3	-3	-3	-3	-3	-3		2.41	
9	StSq3		3.30	0.50	1	1	1	1	1	1	1	0	1		3.80	
10	ChSq1		2.00	0.00	0	0	0	0	0	0	0	0	0		2.00	
11	2A+2A+SEQ		5.81	-0.50	-1	0	-1	-1	-1	-1	-1	-1	-1		5.31	
12	CCoSp3p4		3.50	0.43	1	1	1	1	1	1	0	1	0		3.93	
			<b>48.51</b>													<b>46.60</b>

Program Components	Factor											
Skating Skills	1.60	6.00	6.50	6.50	6.25	6.25	6.00	6.50	6.50	6.25		6.32
Transition / Linking Footwork	1.60	5.75	5.75	5.25	6.00	5.50	5.50	6.00	6.00	6.00		5.79
Performance / Execution	1.60	6.00	6.00	6.00	6.25	6.50	6.00	6.50	6.50	6.00		6.18
Choreography / Composition	1.60	6.00	6.00	6.50	6.00	5.75	6.00	6.50	6.25	5.75		6.07
Interpretation	1.60	6.25	6.25	6.25	6.25	6.25	6.25	6.25	6.25	6.00		6.25
<b>Judges Total Program Component Score (factored)</b>												<b>48.97</b>

**Deductions:** Falls: -1.00 **-1.00**

x Credit for highlight distribution, base value multiplied by 1.1 e Wrong edge

Rank	Name	Nation	Starting Number	Total Segment Score	Total Element Score	Total Program Component Score (factored)	Total Deductions
12	Anna OVCHAROVA	SUI	4	83.08	32.68	50.40	0.00

#	Executed Elements	Info	Base Value	GOE	The Judges Panel (in random order)										Ref	Scores of Panel
1	3Lz<<+2T<	<<	3.00	-0.86	-2	-3	-3	-3	-3	-3	-3	-3	-2		2.14	
2	3Lo<<+2T<<	<<	2.20	-0.90	-3	-3	-3	-3	-3	-3	-3	-3	-2		1.30	
3	1Lz		0.60	0.00	0	0	0	0	-1	0	0	0	0		0.60	
4	3Lo<<	<<	1.80	-0.60	-2	-2	-2	-2	-3	-2	-2	-2	-2		1.20	
5	CCoSp3p4		3.50	0.57	1	1	2	1	0	2	2	1	0		4.07	
6	StSq3		3.30	0.57	1	1	2	0	2	2	1	1	0		3.87	
7	2A		3.63	0.43	0	1	1	1	0	1	1	1	1		4.06	
8	3F<<	<<	2.09	-0.90	-3	-3	-3	-3	-3	-3	-3	-3	-3		1.19	
9	2A+1Lo+2S		5.61	0.00	0	0	0	0	0	1	0	0	0		5.61	
10	FSSp3		2.60	0.07	0	0	0	0	-1	1	1	0	0		2.67	
11	ChSq1		2.00	0.70	1	1	1	1	1	1	1	1	0		2.70	
12	LSp4		2.70	0.57	1	1	1	1	1	1	2	2	1		3.27	
			<b>33.03</b>													<b>32.68</b>

Program Components	Factor											
Skating Skills	1.60	6.50	6.50	5.75	5.75	6.00	6.00	6.25	6.25	5.75		6.07
Transition / Linking Footwork	1.60	6.25	6.50	5.75	5.75	6.75	6.50	6.00	6.00	5.50		6.11
Performance / Execution	1.60	6.50	7.00	6.25	6.00	7.50	6.25	6.25	6.50	6.00		6.39
Choreography / Composition	1.60	6.50	6.75	6.00	6.25	7.00	6.25	6.50	6.25	6.00		6.36
Interpretation	1.60	6.50	7.00	6.50	6.50	7.25	6.50	6.50	6.50	6.00		6.57
<b>Judges Total Program Component Score (factored)</b>												<b>50.40</b>

**Deductions:** **0.00**

< Under-rotated jump << Downgraded jump x Credit for highlight distribution, base value multiplied by 1.1

# ISU GP Trophee Eric Bompard 2014

## PAIRS

<b>Meriadeck Ice Rink</b>	21 Nov 2014 22 Nov 2014	Short Program Free Skating
---------------------------	----------------------------	-------------------------------

Size of Skating Area	:	30m*60m
Ice Conditions	:	very good
Number of Entries	:	8
Number of Participants	:	8

Entry Withdrawn	:	
-----------------	---	--

<b>Short Program</b>			
Duration	:	2:50	Max.
Segment Factor	:	1.00	
<b>Program Component Factors</b>			
	Skating Skills		0.80
	Transitions/Linking Footwork/Movement		0.80
	Performance/Execution		0.80
	Choreography/Composition		0.80
	Interpretation		0.80

<b>Free Skating</b>			
Duration	:	4:30	+ - 10 Sec.
Segment Factor	:	1.00	
<b>Program Components Factors</b>			
	Skating Skills		1.60
	Transitions/Linking Footwork/Movement		1.60
	Performance/Execution		1.60
	Choreography/Composition		1.60
	Interpretation		1.60

# ISU GP Trophée Eric Bompard 2014

## PANEL OF JUDGES

### PAIRS

#### Officials

<b>Technical Controller</b>	Ms. Sissy KRICK	ISU
<b>Technical Specialist</b>	Mr. David MOELLENKAMP	ISU
<b>Assistant Technical Specialist</b>	Mr. Soltan KOKOEV	ISU

#### Judges

<b>Referee</b>	Mr. Philippe MERIGUET	ISU
<b>Judges</b>	Ms. Leanna CARON	CAN
	Mr. Yumin WANG	CHN
	Ms. Marta OLOZAGARRE	ESP
	Ms. Florence VUYLSTEKER	FRA
	Ms. Claire SHEPHERD	GBR
	Mr. Akos PETHES	HUN
	Ms. Tiziana MORANDI	ITA
	Ms. Olga KOZHEMIKINA	RUS
	Ms. Kathleen HARMON	USA

#### Data/Replay Operator

	Ms. Agnieszka SWIDERSKA	ISU
	Mr. Matteo BALLABIO	ISU



# ISU GP Trophee Eric Bompard 2014

## RESULTS

### PAIRS FINAL RESULT

Pl.	Name	Nation	Total Score	SP	FS
1	Ksenia STOLBOVA / Fedor KLIMOV	RUS	209.81	1	1
2	Wenjing SUI / Cong HAN	CHN	200.68	2	2
3	Xuehan WANG / Lei WANG	CHN	181.97	3	4
4	Alexa SCIMECA / Chris KNIERIM	USA	179.32	4	3
5	Vanessa JAMES / Morgan CIPRES	FRA	167.88	5	5
6	Nicole DELLA MONICA / Matteo GUARISE	ITA	161.13	6	7
7	Kirsten MOORE-TOWERS / Michael MARINARO	CAN	159.13	7	6
8	Miriam ZIEGLER / Severin KIEFER	AUT	138.92	8	8

**Mr. Philippe MERIGUET ISU**

Referee

**Ms. Sissy KRICK ISU**

Technical Controller

Printed: 22.11.2014 16:51:21

# ISU GP Trophee Eric Bompard 2014

## RESULTS

### PAIRS SHORT PROGRAM

Pl.	Name	Nation	Total Segment Score
1	Ksenia STOLBOVA / Fedor KLIMOV	RUS	71.20
2	Wenjing SUI / Cong HAN	CHN	67.27
3	Xuehan WANG / Lei WANG	CHN	63.25
4	Alexa SCIMECA / Chris KNIERIM	USA	59.04
5	Vanessa JAMES / Morgan CIPRES	FRA	54.20
6	Nicole DELLA MONICA / Matteo GUARISE	ITA	53.34
7	Kirsten MOORE-TOWERS / Michael MARINARO	CAN	51.07
8	Miriam ZIEGLER / Severin KIEFER	AUT	50.01

Printed: 21.11.2014 16:36:48

# ISU GP Trophée Eric Bompard 2014

## PAIRS SHORT PROGRAM JUDGES DETAILS PER SKATER

Rank	Name	Nation	Starting Number	Total Segment Score	Total Element Score	Total Program Component Score (factored)	Total Deductions
1	Ksenia STOLBOVA / Fedor KLIMOV	RUS	8	71.20	37.19	34.01	0.00

#	Executed Elements	Info	Base Value	GOE	The Judges Panel (in random order)									Ref	Scores of Panel
1	3Tw2		5.40	0.90	1	1	2	1	1	3	1	2	1		6.30
2	3T		4.10	1.40	2	2	3	2	2	2	2	2	2		5.50
3	3FTh		5.50	1.20	2	1	2	2	2	2	1	2	1		6.70
4	3Li3		3.50	1.00	1	2	3	2	2	2	2	2	2		4.50
5	FiDs4		3.50	1.10	1	2	2	1	2	2	1	2	1		4.60
6	FCCoSp3p4		3.50	0.79	1	1	2	1	2	1	2	2	2		4.29
7	StSq4		3.90	1.40	2	2	3	2	2	2	1	2	2		5.30
			<b>29.40</b>												<b>37.19</b>

### Program Components

	Factor													
Skating Skills	0.80	8.00	8.50	8.75	9.25	8.75	8.50	8.25	8.75	8.50				8.57
Transition / Linking Footwork	0.80	7.50	8.25	8.50	9.00	8.75	8.00	8.00	8.00	8.00	8.25			8.25
Performance / Execution	0.80	8.25	8.50	9.00	9.00	8.75	8.25	8.25	8.50	8.50				8.54
Choreography / Composition	0.80	7.75	8.50	8.75	9.25	9.00	8.25	8.50	8.25	8.75				8.57
Interpretation	0.80	8.00	8.50	9.00	9.00	9.00	8.25	8.25	8.25	8.75				8.57
<b>Judges Total Program Component Score (factored)</b>													<b>34.01</b>	

### Deductions:

0.00

Rank	Name	Nation	Starting Number	Total Segment Score	Total Element Score	Total Program Component Score (factored)	Total Deductions
2	Wenjing SUI / Cong HAN	CHN	5	67.27	36.68	30.59	0.00

#	Executed Elements	Info	Base Value	GOE	The Judges Panel (in random order)									Ref	Scores of Panel
1	3T		4.10	0.40	1	0	1	0	0	0	1	2	1		4.50
2	3FTh		5.50	1.70	3	2	3	2	2	2	3	2	3		7.20
3	3Tw4		6.20	1.40	2	1	3	1	2	1	2	3	3		7.60
4	StSq4		3.90	1.10	1	1	2	2	1	1	2	2	2		5.00
5	3Li4		4.00	0.79	1	1	2	2	2	1	2	1	2		4.79
6	FCCoSp3p3		3.00	0.29	1	0	1	0	0	0	1	1	2		3.29
7	FiDs4		3.50	0.80	1	0	2	1	1	0	2	3	1		4.30
			<b>30.20</b>												<b>36.68</b>

### Program Components

	Factor													
Skating Skills	0.80	7.50	6.75	8.00	7.50	7.25	8.25	7.75	7.75	7.75	8.25			7.71
Transition / Linking Footwork	0.80	7.00	6.50	7.50	7.50	7.25	8.00	7.25	7.50	8.00				7.43
Performance / Execution	0.80	7.50	7.50	8.75	7.25	7.50	8.00	7.50	8.00	8.50				7.79
Choreography / Composition	0.80	7.25	7.25	8.25	7.25	7.50	8.25	7.50	7.75	8.25				7.68
Interpretation	0.80	7.00	7.25	8.25	7.50	7.25	8.00	7.50	7.75	8.25				7.64
<b>Judges Total Program Component Score (factored)</b>													<b>30.59</b>	

### Deductions:

0.00

Rank	Name	Nation	Starting Number	Total Segment Score	Total Element Score	Total Program Component Score (factored)	Total Deductions
3	Xuehan WANG / Lei WANG	CHN	2	63.25	35.11	28.14	0.00

#	Executed Elements	Info	Base Value	GOE	The Judges Panel (in random order)									Ref	Scores of Panel
1	3Tw3		5.80	1.00	1	1	2	1	1	2	2	2	1		6.80
2	3T		4.10	1.10	1	1	2	2	2	2	1	2	0		5.20
3	3Li4		4.00	0.50	1	0	2	1	1	2	1	1	0		4.50
4	3LoTh		5.00	0.90	2	1	2	1	1	3	1	1	1		5.90
5	FiDs4		3.50	1.00	1	1	2	1	2	2	2	1	1		4.50
6	StSq4		3.90	0.60	1	0	2	1	1	2	0	1	0		4.50
7	CCoSp3p3		3.00	0.71	1	1	3	2	2	2	1	1	0		3.71
			<b>29.30</b>												<b>35.11</b>

### Program Components

	Factor													
Skating Skills	0.80	6.75	7.25	7.00	6.75	7.25	7.50	7.25	7.50	7.00				7.14
Transition / Linking Footwork	0.80	6.50	6.75	6.75	6.75	6.75	7.00	6.75	7.25	6.50				6.75
Performance / Execution	0.80	7.25	7.00	7.25	6.50	7.25	7.50	7.25	7.50	6.50				7.14
Choreography / Composition	0.80	7.00	7.25	7.00	6.50	7.00	7.50	7.25	7.50	6.75				7.11
Interpretation	0.80	7.00	7.00	7.25	6.75	7.00	7.25	7.25	7.00	6.75				7.04
<b>Judges Total Program Component Score (factored)</b>													<b>28.14</b>	

### Deductions:

0.00

# ISU GP Trophée Eric Bompard 2014

## PAIRS SHORT PROGRAM JUDGES DETAILS PER SKATER

Rank	Name	Nation	Starting Number	Total Segment Score	Total Element Score	Total Program Component Score (factored)	Total Deductions
4	Alexa SCIMECA / Chris KNIERIM	USA	7	59.04	31.35	28.69	-1.00

#	Executed Elements	Info	Base Value	GOE	The Judges Panel (in random order)									Ref	Scores of Panel
1	3Tw3		5.80	1.50	3	2	2	3	2	2	1	2	2		7.30
2	3S		4.20	-2.00	-2	-3	-3	-3	-3	-3	-3	-3	-2		2.20
3	FCCoSp3p4		3.50	0.14	1	0	0	1	0	0	0	0	1		3.64
4	3Li4		4.00	0.71	2	1	2	3	1	1	1	2	1		4.71
5	StSq3		3.30	0.50	2	1	0	1	0	1	1	1	2		3.80
6	3FTh		5.50	0.30	1	1	0	1	-1	1	-1	0	1		5.80
7	FiDs3		3.20	0.70	2	1	1	2	1	1	0	0	1		3.90
			<b>29.50</b>												<b>31.35</b>

Program Components		Factor												
Skating Skills		0.80	7.25	7.00	6.75	7.50	7.50	6.50	6.50	7.25	7.50		7.11	
Transition / Linking Footwork		0.80	6.75	7.00	6.75	7.50	7.25	6.75	6.25	6.75	7.50		6.96	
Performance / Execution		0.80	7.00	7.00	7.25	7.25	7.25	7.50	6.75	7.25	8.00		7.21	
Choreography / Composition		0.80	7.00	7.25	7.00	7.50	7.75	7.50	6.50	7.50	8.00		7.36	
Interpretation		0.80	6.75	7.00	7.00	7.25	7.50	7.50	7.00	7.25	7.50		7.21	
Judges Total Program Component Score (factored)													<b>28.69</b>	
Deductions:		Falls:	-1.00											<b>-1.00</b>

Rank	Name	Nation	Starting Number	Total Segment Score	Total Element Score	Total Program Component Score (factored)	Total Deductions
5	Vanessa JAMES / Morgan CIPRES	FRA	6	54.20	27.32	27.88	-1.00

#	Executed Elements	Info	Base Value	GOE	The Judges Panel (in random order)									Ref	Scores of Panel
1	3Tw1		5.00	0.60	1	1	1	0	-1	2	0	1	2		5.60
2	3T		4.10	-2.10	-3	-3	-3	-2	-3	-3	-3	-3	-3		2.00
3	3FTh		5.50	0.50	2	1	0	0	0	1	1	0	2		6.00
4	3Li4		4.00	0.36	2	1	1	1	0	0	0	1	1		4.36
5	FiDs3		3.20	0.20	2	0	0	1	0	0	0	0	1		3.40
6	StSq2		2.60	0.29	1	1	1	0	0	0	0	1	1		2.89
7	FCCoSp3p3		3.00	0.07	1	1	0	0	0	0	0	0	0		3.07
			<b>27.40</b>												<b>27.32</b>

Program Components		Factor												
Skating Skills		0.80	7.25	7.25	7.25	7.50	6.00	6.75	7.25	7.25	7.00		7.14	
Transition / Linking Footwork		0.80	7.00	7.00	6.75	7.00	6.00	6.50	7.00	6.75	7.00		6.86	
Performance / Execution		0.80	7.00	7.00	7.25	7.00	6.25	6.50	6.75	7.25	7.00		6.93	
Choreography / Composition		0.80	6.50	7.25	7.25	7.50	6.00	6.75	7.25	7.00	7.25		7.04	
Interpretation		0.80	6.75	7.00	7.00	7.25	6.25	6.50	7.00	7.00	7.00		6.89	
Judges Total Program Component Score (factored)													<b>27.88</b>	
Deductions:		Falls:	-1.00											<b>-1.00</b>

Rank	Name	Nation	Starting Number	Total Segment Score	Total Element Score	Total Program Component Score (factored)	Total Deductions
6	Nicole DELLA MONICA / Matteo GUARISE	ITA	4	53.34	27.22	26.12	0.00

#	Executed Elements	Info	Base Value	GOE	The Judges Panel (in random order)									Ref	Scores of Panel
1	3TwB		4.60	0.30	1	0	0	0	0	0	1	1	2		4.90
2	3S		4.20	-1.20	-2	-1	-2	-1	-2	-3	-2	-1	-2		3.00
3	3LoTh		5.00	-1.40	-2	-2	-2	-3	-2	-2	-1	-2	-2		3.60
4	3Li4		4.00	0.21	1	1	1	-1	0	-1	1	1	0		4.21
5	StSq4		3.90	0.50	1	1	1	1	0	0	1	1	0		4.40
6	FiDs4		3.50	0.40	2	0	0	1	1	0	1	0	1		3.90
7	FCCoSp3p3		3.00	0.21	1	0	1	0	0	-1	0	1	1		3.21
			<b>28.20</b>												<b>27.22</b>

Program Components		Factor											
Skating Skills		0.80	6.75	6.75	6.50	6.50	7.00	5.75	6.75	6.75	6.50		6.64
Transition / Linking Footwork		0.80	6.25	6.75	6.25	6.00	6.50	5.75	6.50	7.00	6.25		6.36
Performance / Execution		0.80	6.75	6.50	6.50	6.50	6.75	6.00	6.75	7.00	6.25		6.57
Choreography / Composition		0.80	6.50	6.75	6.25	6.00	6.75	6.25	6.75	6.75	6.50		6.54
Interpretation		0.80	6.75	6.75	6.50	6.25	6.50	5.75	6.50	6.75	6.50		6.54
Judges Total Program Component Score (factored)													<b>26.12</b>
Deductions:													<b>0.00</b>

# ISU GP Trophée Eric Bompard 2014

## PAIRS SHORT PROGRAM JUDGES DETAILS PER SKATER

Rank	Name	Nation	Starting Number	Total Segment Score	Total Element Score	Total Program Component Score (factored)	Total Deductions
7	Kirsten MOORE-TOWERS / Michael MARINARO	CAN	1	51.07	25.65	26.42	-1.00

#	Executed Elements	Info	Base Value	GOE	The Judges Panel (in random order)								Ref	Scores of Panel	
1	3Tw2		5.40	-0.60	-2	0	-1	-1	-2	0	-1	-1	0		4.80
2	3T		4.10	-0.40	-1	0	0	-1	-1	-1	0	-1	0		3.70
3	3LoTh		5.00	-2.10	-3	-2	-3	-3	-3	-3	-3	-3	-3		2.90
4	FiDs3		3.20	0.80	1	2	2	1	1	0	1	1	1		4.00
5	3Li3		3.50	-1.21	-3	-2	-2	-3	-3	-2	-1	-2	-3		2.29
6	FCCoSp3p4		3.50	0.36	1	0	1	1	0	0	1	1	1		3.86
7	StSq4		3.90	0.20	0	0	1	1	0	0	1	0	0		4.10
			<b>28.60</b>											<b>25.65</b>	

### Program Components

	Factor												
Skating Skills	0.80	6.75	6.75	6.75	7.00	6.75	6.50	6.75	6.50	6.50	6.50		6.68
Transition / Linking Footwork	0.80	6.25	6.25	7.50	7.00	6.50	6.25	7.00	6.50	6.25		6.54	
Performance / Execution	0.80	6.75	6.50	6.50	6.50	6.25	6.25	7.00	6.25	6.00		6.43	
Choreography / Composition	0.80	6.50	6.50	7.00	6.75	7.00	6.25	7.25	6.75	6.50		6.71	
Interpretation	0.80	6.75	6.50	7.25	6.75	6.50	6.50	7.00	6.75	6.25		6.68	

Judges Total Program Component Score (factored) **26.42**

Deductions: Falls: -1.00 **-1.00**

Rank	Name	Nation	Starting Number	Total Segment Score	Total Element Score	Total Program Component Score (factored)	Total Deductions
8	Miriam ZIEGLER / Severin KIEFER	AUT	3	50.01	26.30	23.71	0.00

#	Executed Elements	Info	Base Value	GOE	The Judges Panel (in random order)								Ref	Scores of Panel	
1	3S		4.20	0.10	0	1	0	0	1	0	0	0	0		4.30
2	2Tw2		3.20	-0.17	-1	0	1	-1	0	-2	0	-1	-1		3.03
3	FiDs3		3.20	-0.10	0	1	0	0	0	0	0	-1	-1		3.10
4	3Li4		4.00	0.00	0	1	1	0	0	-1	-1	0	0		4.00
5	3STh		4.50	0.10	0	1	0	1	0	0	-1	0	0		4.60
6	StSq4		3.90	0.00	0	0	0	0	0	1	0	0	0		3.90
7	FCCoSp3p4		3.50	-0.13	-1	0	0	0	-1	0	-1	-1	0		3.37
			<b>26.50</b>											<b>26.30</b>	

### Program Components

	Factor												
Skating Skills	0.80	6.00	6.00	5.75	5.75	6.25	6.00	6.00	6.00	6.00	6.50		6.00
Transition / Linking Footwork	0.80	5.50	5.50	5.25	5.75	6.00	5.75	4.75	6.00	6.00		5.68	
Performance / Execution	0.80	5.75	5.25	5.75	5.75	6.25	6.25	6.00	6.25	6.50		6.00	
Choreography / Composition	0.80	5.50	5.50	5.50	5.50	6.50	6.50	6.00	6.50	6.50		6.00	
Interpretation	0.80	6.00	5.00	5.50	5.25	6.25	6.25	6.25	6.25	6.25		5.96	

Judges Total Program Component Score (factored) **23.71**

Deductions: **0.00**

# ISU GP Trophee Eric Bompard 2014

## RESULTS

### PAIRS FREE SKATING

Pl.	Name	Nation	Total Segment Score
1	Ksenia STOLBOVA / Fedor KLIMOV	RUS	138.61
2	Wenjing SUI / Cong HAN	CHN	133.41
3	Alexa SCIMECA / Chris KNIERIM	USA	120.28
4	Xuehan WANG / Lei WANG	CHN	118.72
5	Vanessa JAMES / Morgan CIPRES	FRA	113.68
6	Kirsten MOORE-TOWERS / Michael MARINARO	CAN	108.06
7	Nicole DELLA MONICA / Matteo GUARISE	ITA	107.79
8	Miriam ZIEGLER / Severin KIEFER	AUT	88.91

Printed: 22.11.2014 16:47:43

# ISU GP Trophée Eric Bompard 2014

## PAIRS FREE SKATING JUDGES DETAILS PER SKATER

Rank	Name	Nation	Starting Number	Total Segment Score	Total Element Score	Total Program Component Score (factored)	Total Deductions
1	Ksenia STOLBOVA / Fedor KLIMOV	RUS	8	138.61	69.07	69.54	0.00

#	Executed Elements	Info	Base Value	GOE	The Judges Panel (in random order)									Ref	Scores of Panel
1	3Tw2		5.40	0.90	1	1	2	2	1	0	1	2	1		6.30
2	3FTh		5.50	1.40	2	2	2	2	2	1	2	2	2		6.90
3	3T+2T+2T		6.70	0.70	1	1	1	1	1	1	1	2	1		7.40
4	5RLi4		7.00	1.20	2	2	2	2	2	1	1	1	2		8.20
5	BoDs3		4.00	1.10	1	2	1	2	1	1	2	2	2		5.10
6	FCCoSp3p4		3.50	1.07	2	2	2	1	3	2	3	2	2		4.57
7	ChSq1		2.00	0.90	2	1	2	2	1	1	1	1	1		2.90
8	2A		3.30	0.93	2	2	1	2	1	2	3	2	2		4.23
9	5BLi4		6.50	1.10	1	1	2	2	2	1	2	1	2		7.60
10	PCoSp3p3		4.00	0.57	1	1	2	1	1	2	1	1	1		4.57
11	3Li4		4.00	1.00	2	1	2	2	2	2	2	3	2		5.00
12	3STh		4.50	1.80	3	3	2	3	1	2	2	3	3		6.30
			<b>56.40</b>												<b>69.07</b>

### Program Components

### Factor

Skating Skills	1.60	9.25	9.00	8.75	8.75	8.50	8.50	8.50	8.50	8.75	8.75		8.71
Transition / Linking Footwork	1.60	9.25	8.75	8.50	8.75	8.00	8.25	8.00	8.50	8.50	8.00		8.39
Performance / Execution	1.60	9.25	8.75	8.75	9.50	8.50	8.50	8.50	8.75	9.25	8.75		8.86
Choreography / Composition	1.60	9.50	8.75	8.50	9.00	8.50	8.50	8.50	8.50	9.00	8.50		8.68
Interpretation	1.60	9.50	9.00	8.75	9.50	8.50	8.50	8.50	8.50	9.00	8.50		8.82
<b>Judges Total Program Component Score (factored)</b>													<b>69.54</b>

### Deductions:

0.00

REP Jump repetition

Rank	Name	Nation	Starting Number	Total Segment Score	Total Element Score	Total Program Component Score (factored)	Total Deductions
2	Wenjing SUI / Cong HAN	CHN	7	133.41	69.42	63.99	0.00

#	Executed Elements	Info	Base Value	GOE	The Judges Panel (in random order)									Ref	Scores of Panel
1	4Tw2		7.60	1.29	2	3	0	0	1	1	2	1	2		8.89
2	3T+2T+2T		6.70	-1.00	-1	-1	-2	-1	-2	-2	-1	-1	-2		5.70
3	3Li4		4.00	0.93	2	2	1	1	2	2	2	2	2		4.93
4	3FTh		5.50	1.70	3	2	1	2	3	3	2	2	3		7.20
5	PCoSp3p4		4.50	0.79	2	1	1	1	1	2	2	2	2		5.29
6	3S		4.20	0.40	1	0	0	0	0	1	2	1	1		4.60
7	3STh		4.50	1.20	2	2	1	1	2	3	1	2	2		5.70
8	FCCoSp3p4		3.50	0.21	1	0	0	0	0	0	1	1	1		3.71
9	ChSq1		2.00	1.30	2	2	2	2	1	2	1	2	2		3.30
10	BoDs3		4.00	0.70	1	1	1	2	1	0	1	1	1		4.70
11	5RLi3		6.50	1.00	1	2	1	1	1	2	2	1	2		7.50
12	5ALi4		6.50	1.40	2	2	1	2	2	2	2	2	2		7.90
			<b>59.50</b>												<b>69.42</b>

### Program Components

### Factor

Skating Skills	1.60	8.50	7.75	8.25	7.75	7.75	8.00	8.50	7.75	7.75		7.96
Transition / Linking Footwork	1.60	8.25	7.50	7.75	7.25	8.25	7.50	8.00	7.75	7.25		7.71
Performance / Execution	1.60	8.75	8.00	8.50	7.75	8.00	8.50	8.25	8.25	8.00		8.21
Choreography / Composition	1.60	8.50	7.75	8.00	7.50	8.25	8.00	8.50	8.25	7.50		8.04
Interpretation	1.60	8.75	7.75	8.25	7.75	8.25	8.25	8.25	8.00	7.75		8.07
<b>Judges Total Program Component Score (factored)</b>												<b>63.99</b>

### Deductions:

0.00

REP Jump repetition

# ISU GP Trophée Eric Bompard 2014

## PAIRS FREE SKATING JUDGES DETAILS PER SKATER

Rank	Name	Nation	Starting Number	Total Segment Score	Total Element Score	Total Program Component Score (factored)	Total Deductions
3	Alexa SCIMECA / Chris KNIERIM	USA	5	120.28	61.70	58.58	0.00

#	Executed Elements	Info	Base Value	GOE	The Judges Panel (in random order)										Ref	Scores of Panel
1	3Tw4		6.20	1.10	1	3	2	2	2	1	2	1	1		7.30	
2	3S		4.20	0.40	0	1	1	1	1	0	0	1	0		4.60	
3	2A+2T<	<	4.20	-1.07	-3	-2	-3	-2	-2	-2	-1	-2	-2		3.13	
4	3Li4		4.00	0.50	1	2	1	1	1	1	1	1	1		4.50	
5	3LoTh		5.00	0.80	1	2	1	0	1	2	1	1	1		5.80	
6	FCCoSp3p4		3.50	0.21	0	1	1	0	0	1	1	0	0		3.71	
7	5RLi4		7.00	0.60	0	1	1	1	0	1	1	1	1		7.60	
8	3FTh		5.50	0.80	0	2	1	1	2	0	2	1	1		6.30	
9	PCoSp3p4		4.50	0.36	0	1	1	0	1	1	0	1	1		4.86	
10	5ALi4		6.50	1.00	1	2	1	1	2	2	2	1	1		7.50	
11	ChSq1		2.00	0.70	1	1	1	0	2	1	1	1	1		2.70	
12	BiDs3		3.20	0.50	0	1	1	1	1	1	0	0	1		3.70	
			<b>55.80</b>												<b>61.70</b>	

Program Components	Factor											
Skating Skills	1.60	7.00	7.50	7.00	7.50	7.25	7.50	7.50	7.50	7.50	7.25	7.36
Transition / Linking Footwork	1.60	7.25	7.25	6.75	7.00	7.00	7.50	7.00	7.25	7.00	7.11	
Performance / Execution	1.60	7.25	7.75	7.25	7.25	7.50	7.75	7.25	7.50	7.00	7.39	
Choreography / Composition	1.60	7.50	7.50	7.00	7.50	7.75	8.00	7.00	7.50	7.25	7.43	
Interpretation	1.60	7.25	7.50	7.00	7.25	7.50	7.50	7.25	7.25	7.25	7.32	
<b>Judges Total Program Component Score (factored)</b>												<b>58.58</b>

**Deductions:** 0.00

< Under-rotated jump REP Jump repetition

Rank	Name	Nation	Starting Number	Total Segment Score	Total Element Score	Total Program Component Score (factored)	Total Deductions
4	Xuehan WANG / Lei WANG	CHN	6	118.72	59.41	59.31	0.00

#	Executed Elements	Info	Base Value	GOE	The Judges Panel (in random order)										Ref	Scores of Panel
1	3Tw3		5.80	1.10	1	1	1	2	2	2	0	2	2		6.90	
2	3T+1T		4.50	-1.20	-2	-2	-1	-1	1	-2	-2	-2	-3		3.30	
3	2S		1.30	0.09	0	0	-2	0	0	1	1	1	1		1.39	
4	4Li4		4.00	0.86	2	2	2	1	2	2	0	2	1		4.86	
5	BoDs3		4.00	1.00	1	2	2	2	1	2	1	1	1		5.00	
6	3FTh		5.50	0.90	1	1	2	1	1	2	0	1	2		6.40	
7	3LoTh		5.00	1.40	2	2	2	1	2	2	2	2	2		6.40	
8	5BLi4		6.50	1.00	1	1	2	0	2	1	1	2	2		7.50	
9	ChSq1		2.00	0.60	0	1	1	0	1	1	1	2	1		2.60	
10	CCoSp3p2		2.50	0.93	2	2	2	2	1	1	2	2	2		3.43	
11	5RLi4		7.00	0.70	1	1	1	1	2	1	0	1	1		7.70	
12	PCoSp3p2		3.50	0.43	2	1	1	0	1	1	0	1	1		3.93	
			<b>51.60</b>												<b>59.41</b>	

Program Components	Factor											
Skating Skills	1.60	7.25	7.50	7.75	7.50	7.50	7.75	7.25	7.50	7.50	7.50	
Transition / Linking Footwork	1.60	7.00	7.50	7.50	7.00	7.00	7.50	7.00	7.25	6.75	7.18	
Performance / Execution	1.60	7.50	7.25	8.50	7.25	7.25	8.25	7.25	7.50	7.25	7.46	
Choreography / Composition	1.60	7.25	7.50	8.25	7.25	7.25	7.75	7.50	7.50	7.50	7.46	
Interpretation	1.60	7.25	7.25	8.25	7.25	7.25	8.25	7.00	7.75	7.25	7.46	
<b>Judges Total Program Component Score (factored)</b>												<b>59.31</b>

**Deductions:** 0.00

REP Jump repetition



# ISU GP Trophée Eric Bompard 2014

## PAIRS FREE SKATING JUDGES DETAILS PER SKATER

Rank	Name	Nation	Starting Number	Total Segment Score	Total Element Score	Total Program Component Score (factored)	Total Deductions
5	Vanessa JAMES / Morgan CIPRES	FRA	4	113.68	57.59	56.09	0.00

#	Executed Elements	Info	Base Value	GOE	The Judges Panel (in random order)								Ref	Scores of Panel	
1	3Tw1		5.00	0.20	1	-1	1	1	-1	0	1	0	0		5.20
2	3T+2T+2T		6.70	0.60	2	0	1	2	1	1	1	0	0		7.30
3	3S		4.20	0.80	1	1	1	2	1	1	2	1	1		5.00
4	BiDs2		3.00	0.20	1	-1	0	0	0	1	1	0	0		3.20
5	PCoSp3p3		4.00	0.36	1	0	1	1	1	1	1	0	0		4.36
6	5ALi4		6.50	0.70	1	0	1	1	1	1	1	1	1		7.20
7	3FTh		5.50	0.40	1	-1	1	1	0	1	1	0	0		5.90
8	ChSq1		2.00	0.00	0	0	0	-1	0	0	0	0	0		2.00
9	FCCoSp3p3		3.00	0.00	0	0	0	0	0	-1	0	0	0		3.00
10	3STh		4.50	-0.20	1	-1	0	-1	0	0	0	-1	0		4.30
11	5BLi4		6.50	0.20	0	-1	1	0	0	1	0	1	0		6.70
12	3Li3		3.50	-0.07	1	-1	-2	0	0	0	0	0	0		3.43
			<b>54.40</b>											<b>57.59</b>	

Program Components	Factor												
Skating Skills	1.60	7.25	7.00	7.25	7.00	7.25	7.00	7.25	7.00	7.25	7.00	7.25	7.14
Transition / Linking Footwork	1.60	6.75	6.75	6.75	6.75	7.00	6.75	6.50	6.75	6.75	6.75	6.75	
Performance / Execution	1.60	7.50	7.25	7.25	7.25	7.25	6.75	7.00	7.00	7.00	7.00	7.14	
Choreography / Composition	1.60	7.25	7.00	7.25	7.00	7.25	7.00	6.75	7.25	6.75	6.75	7.07	
Interpretation	1.60	7.25	7.00	7.25	6.75	7.00	6.75	6.50	7.00	7.00		6.96	
<b>Judges Total Program Component Score (factored)</b>													<b>56.09</b>

**Deductions:** 0.00

REP Jump repetition

Rank	Name	Nation	Starting Number	Total Segment Score	Total Element Score	Total Program Component Score (factored)	Total Deductions
6	Kirsten MOORE-TOWERS / Michael MARINARO	CAN	2	108.06	54.86	53.20	0.00

#	Executed Elements	Info	Base Value	GOE	The Judges Panel (in random order)								Ref	Scores of Panel	
1	3Tw2		5.40	-0.70	-2	0	0	0	0	-2	-1	-2	-2		4.70
2	3T+3T+SEQ		6.56	0.30	2	0	0	0	1	0	1	0	1		6.86
3	5ALi3		6.00	-0.50	1	-1	-1	-1	0	-1	0	-1	-1		5.50
4	ChSq1		2.00	0.40	1	1	0	1	0	0	1	1	0		2.40
5	3S		4.20	-1.10	-1	-2	-1	-2	-2	-2	-1	-1	-2		3.10
6	BoDs2		3.50	0.20	0	0	1	0	0	-1	1	1	0		3.70
7	PCoSp3p3		4.00	0.07	0	-1	1	0	0	0	0	1	0		4.07
8	3LoTh		5.00	0.50	2	0	0	1	1	0	2	1	0		5.50
9	3STh		4.50	0.60	1	1	1	1	1	0	1	0	1		5.10
10	5TLi3		5.50	0.57	1	1	1	2	1	1	2	-1	1		6.07
11	3Li4		4.00	0.29	1	0	-1	2	1	1	1	0	0		4.29
12	FCCoSp3p4		3.50	0.07	2	-1	0	0	1	0	0	0	0		3.57
			<b>54.16</b>											<b>54.86</b>	

Program Components	Factor												
Skating Skills	1.60	6.75	6.75	7.00	7.50	6.50	6.25	7.00	6.75	6.50	6.50	6.75	
Transition / Linking Footwork	1.60	6.50	6.50	6.50	7.25	6.25	6.00	6.75	6.50	6.00	6.00	6.43	
Performance / Execution	1.60	7.00	6.50	6.75	7.50	6.50	6.25	7.00	6.00	6.50		6.64	
Choreography / Composition	1.60	7.25	7.00	6.75	7.50	6.50	6.50	7.25	6.50	6.25		6.82	
Interpretation	1.60	7.00	6.50	6.75	7.75	6.25	6.25	6.75	6.50	6.50		6.61	
<b>Judges Total Program Component Score (factored)</b>													<b>53.20</b>

**Deductions:** 0.00

REP Jump repetition

# ISU GP Trophée Eric Bompard 2014

## PAIRS FREE SKATING JUDGES DETAILS PER SKATER

Rank	Name	Nation	Starting Number	Total Segment Score	Total Element Score	Total Program Component Score (factored)	Total Deductions
7	Nicole DELLA MONICA / Matteo GUARISE	ITA	3	107.79	54.68	53.11	0.00

#	Executed Elements	Info	Base Value	GOE	The Judges Panel (in random order)								Ref	Scores of Panel	
1	3Tw2		5.40	0.60	1	1	1	0	1	0	2	1	1		6.00
2	3S+2T		5.50	-0.80	-1	0	-1	-2	-1	-1	-1	-1	-2		4.70
3	2A		3.30	0.00	0	0	0	0	0	-1	0	0	0		3.30
4	PCoSp3p3		4.00	0.21	1	0	0	1	0	0	0	1	1		4.21
5	3LoTh		5.00	0.60	2	1	1	1	1	-1	1	2	-1		5.60
6	BoDs2		3.50	0.00	1	0	1	-1	0	0	0	0	-1		3.50
7	5RLi4		7.00	0.50	1	1	1	1	1	0	0	0	1		7.50
8	ChSq1		2.00	0.60	2	1	1	1	1	0	0	1	1		2.60
9	5ALi4		6.50	0.00	0	0	0	0	0	-1	0	1	0		6.50
10	3STh		4.50	-0.80	-1	0	-1	-2	-1	-3	0	-1	-2		3.70
11	3Li4		4.00	0.21	1	1	0	1	1	0	0	0	0		4.21
12	FCCoSp3p2		2.50	0.36	1	1	1	1	0	1	0	1	0		2.86
			<b>53.20</b>											<b>54.68</b>	

Program Components	Factor											
Skating Skills	1.60	6.50	6.75	6.50	6.75	6.75	6.75	6.50	6.75	7.00		6.68
Transition / Linking Footwork	1.60	6.25	6.50	6.25	6.50	6.50	6.50	5.75	6.50	6.75		6.43
Performance / Execution	1.60	6.75	6.75	6.75	6.75	6.75	7.00	5.50	7.00	6.75		6.79
Choreography / Composition	1.60	6.75	7.00	6.50	6.50	6.50	6.75	5.75	6.75	7.00		6.68
Interpretation	1.60	6.25	7.00	6.75	6.50	6.50	6.75	5.00	6.75	6.75		6.61
<b>Judges Total Program Component Score (factored)</b>												<b>53.11</b>

**Deductions:** 0.00

REP Jump repetition

Rank	Name	Nation	Starting Number	Total Segment Score	Total Element Score	Total Program Component Score (factored)	Total Deductions
8	Miriam ZIEGLER / Severin KIEFER	AUT	1	88.91	45.01	45.90	-2.00

#	Executed Elements	Info	Base Value	GOE	The Judges Panel (in random order)								Ref	Scores of Panel	
1	3T+2T+2T		6.70	0.40	1	1	0	0	0	0	1	1	1		7.10
2	2Tw2		3.20	0.13	1	0	1	0	1	1	0	0	0		3.33
3	3LoTh		5.00	-2.10	-3	-3	-3	-3	-3	-3	-3	-3	-3		2.90
4	FCCoSp3p3		3.00	-0.21	-1	0	-1	-1	-2	0	-1	0	-1		2.79
5	BoDs		0.00	0.00	-	-	-	-	-	-	-	-	-		0.00
6	5BLi4		6.50	0.00	0	0	0	1	0	0	0	0	0		6.50
7	2S		1.30	-0.31	-2	-2	-1	-2	-2	0	-2	-3	0		0.99
8	5ALi3		6.00	0.00	0	0	0	0	-1	0	0	0	1		6.00
9	ChSq1		2.00	0.00	0	0	0	0	0	0	0	0	0		2.00
10	3STh		4.50	0.40	1	1	1	1	-1	0	0	1	0		4.90
11	3Li4		4.00	0.00	1	0	0	0	-1	0	0	0	0		4.00
12	PCoSp3p4		4.50	0.00	0	0	0	0	0	0	0	0	0		4.50
			<b>46.70</b>											<b>45.01</b>	

Program Components	Factor											
Skating Skills	1.60	5.75	6.00	5.75	6.25	6.25	5.50	6.50	5.00	6.00		5.93
Transition / Linking Footwork	1.60	5.50	5.75	5.50	5.75	5.75	5.25	6.00	5.00	5.50		5.57
Performance / Execution	1.60	5.25	5.75	5.50	6.00	5.75	5.25	6.25	5.00	5.75		5.61
Choreography / Composition	1.60	5.50	6.25	5.75	6.00	6.25	5.50	6.50	5.50	5.75		5.86
Interpretation	1.60	5.25	6.00	5.50	6.25	6.50	5.50	6.00	5.25	5.50		5.71
<b>Judges Total Program Component Score (factored)</b>												<b>45.90</b>

**Deductions:** Falls: -2.00

REP Jump repetition

# ISU GP Trophee Eric Bompard 2014

## ICE DANCE

<b>Meriadeck Ice Rink</b>	21 Nov 2014	Short Dance
	22 Nov 2014	Free Dance

Size of Skating Area	:	30m*60m
Ice Conditions	:	very good
Number of Entries	:	7
Number of Participants	:	7

Entry Withdrawn	:	
-----------------	---	--

<b>Short Dance</b>			
Duration	:	2:50	+ - 10 Sec.
Segment Factor	:	1.00	
<b>Program Component Factors</b>			
		Skating Skills	0.80
		Transitions/Linking Footwork/Movement	0.80
		Performance/Execution	0.80
		Composition/Choreography	0.80
		Interpretation/Timing	0.80

<b>Free Dance</b>			
Duration	:	4:00	+ - 10 Sec.
Segment Factor	:	1.00	
<b>Program Components Factors</b>			
		Skating Skills	1.20
		Transitions/Linking Footwork/Movement	1.20
		Performance/Execution	1.20
		Composition/Choreography	1.20
		Interpretation/Timing	1.20

# ISU GP Trophée Eric Bompard 2014

## PANEL OF JUDGES

### ICE DANCE

#### Officials

<b>Technical Controller</b>	Mr. David MOLINA	ISU
<b>Technical Specialist</b>	Ms. Francesca FERMI	ISU
<b>Assistant Technical Specialist</b>	Ms. Maria TUMANOVSKAYA	ISU

#### Judges

<b>Referee</b>	Mr. Garry HOPPE	ISU
<b>Judges</b>	Ms. Leanna CARON	CAN
	Ms. Hailan JIANG	CHN
	Ms. Marta OLOZAGARRE	ESP
	Mr. Jean-Bernard HAMEL	FRA
	Mr. Akos PETHES	HUN
	Ms. Rossella CECCATTINI	ITA
	Mr. Yuri GUSKOV	KAZ
	Ms. Lolita LABUNSKAIYA	RUS
	Ms. Kathleen HARMON	USA

#### Data/Replay Operator

	Mr. Matteo BALLABIO	ISU
	Ms. Agnieszka SWIDERSKA	ISU

# ISU GP Trophee Eric Bompard 2014

## RESULTS

### ICE DANCE FINAL RESULT

Pl. Name	Nation	Total Score	SD	FD
1 Gabriella PAPADAKIS / Guillaume CIZERON	FRA	166.66	1	1
2 Piper GILLES / Paul POIRIER	CAN	157.58	2	2
3 Madison HUBBELL / Zachary DONOHUE	USA	152.11	3	3
4 Sara HURTADO / Adria DIAZ	ESP	146.10	4	4
5 Charlene GUIGNARD / Marco FABBRI	ITA	142.29	5	5
6 Alexandra PAUL / Mitchell ISLAM	CAN	138.99	6	6
7 Rebeka KIM / Kirill MINOV	KOR	115.95	7	7

**Mr. Garry HOPPE ISU**

Referee

Printed: 22.11.2014 19:40:53

**Mr. David MOLINA ISU**

Technical Controller

# ISU GP Trophee Eric Bompard 2014

## RESULTS

### ICE DANCE SHORT DANCE

Pl.	Name	Nation	Total Segment Score
1	Gabriella PAPADAKIS / Guillaume CIZERON	FRA	64.06
2	Piper GILLES / Paul POIRIER	CAN	61.90
3	Madison HUBBELL / Zachary DONOHUE	USA	60.19
4	Sara HURTADO / Adria DIAZ	ESP	57.64
5	Charlene GUIGNARD / Marco FABBRI	ITA	56.57
6	Alexandra PAUL / Mitchell ISLAM	CAN	55.17
7	Rebeka KIM / Kirill MINOV	KOR	45.66

Printed: 21.11.2014 21:49:04

# ISU GP Trophee Eric Bompard 2014

## ICE DANCE SHORT DANCE JUDGES DETAILS PER SKATER

Rank	Name	Nation	Starting Number	Total Segment Score	Total Element Score	Total Program Component Score (factored)	Total Deductions
1	Gabriella PAPADAKIS / Guillaume CIZERON	FRA	6	64.06	31.92	32.14	0.00

#	Executed Elements	Info	Base Value	GOE	The Judges Panel (in random order)								Ref	Scores of Panel	
1	1PD3+kpYYN		5.00	0.86	1	1	2	1	2	1	1	2	2		5.86
2	PSt3+kpYYN		5.00	0.69	1	1	2	1	1	1	1	1	2		5.69
3	SILi4		4.50	1.11	2	2	2	1	2	2	2	1	2		5.61
4	STw3		5.60	0.17	0	0	0	-1	1	0	1	0	1		5.77
5	NtMiSt3		7.10	1.89	2	1	2	1	2	1	2	2	2		8.99
			<b>27.20</b>											<b>31.92</b>	

### Program Components

	Factor												
Skating Skills	0.80	7.75	7.75	8.75	7.50	8.75	7.50	8.00	7.75	8.00	7.75	8.00	7.93
Linking Footwork / Movement	0.80	7.50	7.75	8.50	6.75	8.50	7.75	7.75	7.50	7.75	8.25	8.50	8.11
Performance	0.80	7.50	8.00	8.50	7.75	8.75	7.75	8.00	8.25	8.50	8.25	8.50	8.79
Choreography	0.80	7.75	8.00	8.75	7.50	9.00	8.00	7.75	8.25	9.00	8.25	9.00	8.21
Interpretation / Timing	0.80	7.75	7.75	8.75	7.50	9.25	7.75	7.75	8.00	9.25	8.00	9.25	8.14
<b>Judges Total Program Component Score (factored)</b>													<b>32.14</b>

### Deductions:

REP Jump repetition

0.00

Rank	Name	Nation	Starting Number	Total Segment Score	Total Element Score	Total Program Component Score (factored)	Total Deductions
2	Piper GILLES / Paul POIRIER	CAN	7	61.90	31.13	30.77	0.00

#	Executed Elements	Info	Base Value	GOE	The Judges Panel (in random order)								Ref	Scores of Panel	
1	1PD4+kpYYY		6.00	0.60	2	-1	1	2	2	1	1	0	0		6.60
2	PSt2+kpYYN		4.00	0.69	1	0	2	1	1	2	1	1	1		4.69
3	NtDiSt2		5.60	1.26	2	-1	1	2	1	2	1	0	1		6.86
4	STw4		6.60	0.94	2	0	2	3	2	1	1	1	2		7.54
5	RoLi4		4.50	0.94	2	1	2	2	1	2	1	1	2		5.44
			<b>26.70</b>											<b>31.13</b>	

### Program Components

	Factor												
Skating Skills	0.80	8.00	6.75	7.75	8.00	8.00	8.00	7.50	6.75	8.00	7.75	8.00	7.71
Linking Footwork / Movement	0.80	7.75	6.50	7.75	8.00	7.50	8.25	7.50	6.00	7.50	7.75	8.00	7.50
Performance	0.80	8.25	7.00	8.25	8.50	7.75	8.00	7.00	6.50	7.75	8.25	8.00	7.71
Choreography	0.80	8.50	6.75	8.50	8.25	7.75	8.25	7.25	6.50	8.00	8.25	8.00	7.82
Interpretation / Timing	0.80	8.50	6.00	8.50	8.50	7.50	8.25	7.00	6.50	7.75	8.25	8.00	7.71
<b>Judges Total Program Component Score (factored)</b>													<b>30.77</b>

### Deductions:

REP Jump repetition

0.00

Rank	Name	Nation	Starting Number	Total Segment Score	Total Element Score	Total Program Component Score (factored)	Total Deductions
3	Madison HUBBELL / Zachary DONOHUE	USA	5	60.19	30.33	29.86	0.00

#	Executed Elements	Info	Base Value	GOE	The Judges Panel (in random order)								Ref	Scores of Panel	
1	NtMiSt2		5.60	1.57	1	2	1	1	1	1	3	2	2		7.17
2	STw4		6.60	0.60	1	-1	0	1	1	2	2	1	1		7.20
3	1PD3+kpYYT		5.00	0.43	0	-2	0	1	1	1	2	1	1		5.43
4	PSt3+kpYYN		5.00	0.34	-1	0	1	0	1	1	2	0	1		5.34
5	RoLi4		4.50	0.69	0	1	1	1	1	1	2	1	2		5.19
			<b>26.70</b>											<b>30.33</b>	

### Program Components

	Factor												
Skating Skills	0.80	7.00	7.75	7.50	7.25	7.75	7.25	8.25	7.00	8.00	7.75	8.00	7.50
Linking Footwork / Movement	0.80	6.25	7.25	7.00	7.25	7.50	7.00	8.00	7.00	7.75	8.25	8.00	7.25
Performance	0.80	7.25	7.00	7.50	7.00	7.75	7.50	8.50	7.25	8.00	8.25	8.00	7.46
Choreography	0.80	7.00	6.25	7.75	7.50	7.75	7.50	8.50	7.00	8.00	8.25	8.00	7.50
Interpretation / Timing	0.80	7.25	5.25	7.50	7.50	8.00	7.75	8.50	7.00	8.25	8.25	8.00	7.61
<b>Judges Total Program Component Score (factored)</b>													<b>29.86</b>

### Deductions:

REP Jump repetition

0.00

# ISU GP Trophée Eric Bompard 2014

## ICE DANCE SHORT DANCE

## JUDGES DETAILS PER SKATER

Rank	Name	Nation	Starting Number	Total Segment Score	Total Element Score	Total Program Component Score (factored)	Total Deductions
4	Sara HURTADO / Adria DIAZ	ESP	2	57.64	30.11	27.53	0.00

#	Executed Elements	Info	Base Value	GOE	The Judges Panel (in random order)								Ref	Scores of Panel		
1	SILi4		4.50	1.11	2	1	2	2	1	2	2	2	2	2	2	5.61
2	1PD2+kpYNN		4.00	0.43	0	-1	1	0	1	1	1	1	1	1	1	4.43
3	PSi3+kpYNN		5.00	0.17	1	-1	0	0	1	0	0	1	0	0	0	5.17
4	NtMiSt3		7.10	0.94	2	1	0	1	1	0	1	1	1	1	1	8.04
5	STw4		6.60	0.26	0	1	0	1	1	-1	0	0	0	1	1	6.86
			<b>27.20</b>											<b>30.11</b>		

### Program Components

Program Components	Factor	6.50	6.00	6.25	7.00	7.00	6.00	6.25	7.50	6.75	6.54
Skating Skills	0.80	6.50	6.00	6.25	7.00	7.00	6.00	6.25	7.50	6.75	6.54
Linking Footwork / Movement	0.80	6.75	6.50	7.00	6.75	6.75	6.25	6.00	7.25	6.25	6.61
Performance	0.80	7.50	6.75	6.75	7.00	7.50	6.50	7.00	7.50	6.75	7.04
Choreography	0.80	7.50	7.00	7.00	7.00	7.50	6.75	7.00	8.00	6.50	7.11
Interpretation / Timing	0.80	7.25	7.25	7.00	7.00	7.50	6.75	7.00	7.50	6.75	7.11
<b>Judges Total Program Component Score (factored)</b>											<b>27.53</b>

### Deductions:

REP Jump repetition

0.00

Rank	Name	Nation	Starting Number	Total Segment Score	Total Element Score	Total Program Component Score (factored)	Total Deductions
5	Charlene GUIGNARD / Marco FABRI	ITA	4	56.57	28.72	27.85	0.00

#	Executed Elements	Info	Base Value	GOE	The Judges Panel (in random order)								Ref	Scores of Panel	
1	STw4		6.60	0.60	1	2	0	1	1	2	0	1	1	1	7.20
2	NtMiSt3		7.10	0.79	1	2	0	0	0	1	1	2	-1	1	7.89
3	1PD2+kpYNN		4.00	0.19	1	1	0	0	1	0	-1	1	-1	1	4.19
4	PSi2+kpYNN		4.00	0.34	1	1	0	0	1	1	0	1	0	1	4.34
5	RoLi4		4.50	0.60	1	2	0	0	2	1	0	2	1	1	5.10
			<b>26.20</b>											<b>28.72</b>	

### Program Components

Program Components	Factor	7.50	7.25	6.00	6.75	7.50	7.25	6.50	7.25	6.75	7.04
Skating Skills	0.80	7.50	7.25	6.00	6.75	7.50	7.25	6.50	7.25	6.75	7.04
Linking Footwork / Movement	0.80	7.50	6.75	6.25	6.50	7.50	7.00	6.00	7.25	7.00	6.89
Performance	0.80	7.75	7.00	6.75	6.25	7.25	7.25	6.25	7.25	6.50	6.89
Choreography	0.80	7.75	7.00	6.50	6.50	7.75	7.50	6.50	7.50	6.25	7.04
Interpretation / Timing	0.80	7.50	7.25	7.00	6.25	7.25	7.00	6.25	7.50	6.50	6.96
<b>Judges Total Program Component Score (factored)</b>											<b>27.85</b>

### Deductions:

REP Jump repetition

0.00

Rank	Name	Nation	Starting Number	Total Segment Score	Total Element Score	Total Program Component Score (factored)	Total Deductions
6	Alexandra PAUL / Mitchell ISLAM	CAN	3	55.17	27.57	27.60	0.00

#	Executed Elements	Info	Base Value	GOE	The Judges Panel (in random order)								Ref	Scores of Panel	
1	STw3		5.60	0.34	1	0	0	0	1	1	0	1	1	1	5.94
2	1PD2+kpYNN		4.00	0.09	1	0	0	0	0	2	-1	0	0	0	4.09
3	PSi4+kpYYY		6.00	0.09	0	0	-1	0	0	1	0	0	1	1	6.09
4	NtMiSt2		5.60	0.49	0	1	1	-1	0	2	-1	1	1	1	6.09
5	RoLi4		4.50	0.86	2	2	1	1	2	3	1	1	1	1	5.36
			<b>25.70</b>											<b>27.57</b>	

### Program Components

Program Components	Factor	7.25	6.50	6.75	7.25	7.00	7.25	6.50	7.25	7.00	7.00
Skating Skills	0.80	7.25	6.50	6.75	7.25	7.00	7.25	6.50	7.25	7.00	7.00
Linking Footwork / Movement	0.80	7.00	6.50	6.75	7.00	6.75	6.75	5.75	7.00	6.50	6.75
Performance	0.80	7.00	7.00	6.75	7.25	7.00	7.00	6.25	6.75	6.75	6.89
Choreography	0.80	6.75	7.25	7.00	7.00	7.25	7.00	6.00	7.00	7.00	7.00
Interpretation / Timing	0.80	6.75	7.25	7.00	7.00	6.50	7.25	5.75	6.75	6.75	6.86
<b>Judges Total Program Component Score (factored)</b>											<b>27.60</b>

### Deductions:

REP Jump repetition

0.00



# ISU GP Trophée Eric Bompard 2014

## ICE DANCE SHORT DANCE JUDGES DETAILS PER SKATER

Rank	Name	Nation	Starting Number	Total Segment Score	Total Element Score	Total Program Component Score (factored)	Total Deductions
7	Rebeka KIM / Kirill MINOV	KOR	1	45.66	22.86	22.80	0.00

#	Executed Elements	Info	Base Value	GOE	The Judges Panel (in random order)									Ref	Scores of Panel
1	STw4		6.60	0.77	1	2	2	0	1	2	1	1	1		7.37
2	1PD1+kpNNN		3.00	-0.14	0	0	-1	0	-1	0	0	-1	0		2.86
3	PS11+kpNNN		3.00	-0.21	0	0	-1	-1	0	0	0	-1	-1		2.79
4	NtDiSt2		5.60	-0.43	-1	1	0	0	-1	0	0	-1	-2		5.17
5	SILi4		4.50	0.17	1	1	0	0	0	0	1	0	-1		4.67
			<b>22.70</b>												<b>22.86</b>

### Program Components

Program Components	Factor	The Judges Panel (in random order)											Scores of Panel		
Skating Skills	0.80	6.50	6.25	5.00	6.25	5.75	5.50	5.75	5.50	5.50	5.50				5.79
Linking Footwork / Movement	0.80	6.25	6.00	5.00	5.75	5.75	5.25	5.50	5.00	5.50					5.54
Performance	0.80	6.75	6.25	5.00	6.00	5.50	5.50	5.75	5.25	5.75					5.71
Choreography	0.80	6.50	6.25	5.25	6.50	6.00	5.50	5.75	5.25	6.00					5.89
Interpretation / Timing	0.80	6.50	5.25	4.75	6.00	5.75	5.25	5.75	5.00	6.00					5.57
<b>Judges Total Program Component Score (factored)</b>															<b>22.80</b>

### Deductions:

REP Jump repetition

0.00

Printed: 21.11.2014 21:49:12

# ISU GP Trophee Eric Bompard 2014

## RESULTS

### ICE DANCE FREE DANCE

Pl.	Name	Nation	Total Segment Score
1	Gabriella PAPADAKIS / Guillaume CIZERON	FRA	102.60
2	Piper GILLES / Paul POIRIER	CAN	95.68
3	Madison HUBBELL / Zachary DONOHUE	USA	91.92
4	Sara HURTADO / Adria DIAZ	ESP	88.46
5	Charlene GUIGNARD / Marco FABBRI	ITA	85.72
6	Alexandra PAUL / Mitchell ISLAM	CAN	83.82
7	Rebeka KIM / Kirill MINOV	KOR	70.29

Printed: 22.11.2014 19:40:20

# ISU GP Trophee Eric Bompard 2014

## ICE DANCE FREE DANCE JUDGES DETAILS PER SKATER

Rank	Name	Nation	Starting Number	Total Segment Score	Total Element Score	Total Program Component Score (factored)	Total Deductions
1	Gabriella PAPADAKIS / Guillaume CIZERON	FRA	7	102.60	52.61	51.99	-2.00

#	Executed Elements	Info	Base Value	GOE	The Judges Panel (in random order)								Ref	Scores of Panel	
1	SILi4		4.50	1.54	3	2	3	2	3	2	3	3	2		6.04
2	STw4		6.60	1.46	2	2	3	3	3	2	3	2	1		8.06
3	CiSt3		7.10	1.73	1	1	2	2	2	2	0	1	2		8.83
4	CoSp4		5.60	1.29	2	3	2	2	2	3	2	2	2		6.89
5	DiSt3		7.10	1.89	2	1	2	2	2	1	2	2	1		8.99
6	CuLi4		4.50	1.20	2	2	2	2	2	1	2	3	2		5.70
7	RoLi4		4.50	1.37	2	2	3	3	3	2	2	2	2		5.87
8	ChSp1		0.60	1.63	3	1	3	2	3	3	2	3	3		2.23
			<b>40.50</b>											<b>52.61</b>	

Program Components		Factor											
Skating Skills		1.20	8.50	8.75	9.25	8.00	8.50	8.25	8.75	7.75	8.50		8.46
Linking Footwork / Movement		1.20	8.50	8.50	9.00	7.75	9.00	7.50	8.75	8.00	8.00		8.36
Performance		1.20	9.00	9.00	9.25	8.25	9.50	8.75	9.00	8.25	8.75		8.86
Choreography		1.20	9.25	9.25	9.50	8.25	9.25	8.00	9.00	8.25	8.75		8.86
Interpretation / Timing		1.20	9.00	9.25	9.50	8.25	9.50	8.25	8.75	8.50	7.75		8.79
Judges Total Program Component Score (factored)													<b>51.99</b>
Deductions:			Extended lifts:		-2.00								<b>-2.00</b>

Rank	Name	Nation	Starting Number	Total Segment Score	Total Element Score	Total Program Component Score (factored)	Total Deductions
2	Piper GILLES / Paul POIRIER	CAN	6	95.68	47.76	47.92	0.00

#	Executed Elements	Info	Base Value	GOE	The Judges Panel (in random order)								Ref	Scores of Panel	
1	STw3		5.60	-0.43	-1	0	-1	-1	-1	-1	0	-1	-1		5.17
2	SILi4		4.50	1.03	1	2	2	1	2	2	2	1	2		5.53
3	SeSt3		7.10	1.89	1	2	1	2	1	2	2	2	2		8.99
4	RoLi4		4.50	1.29	2	2	3	3	1	2	3	1	2		5.79
5	CuLi3		4.00	1.03	0	2	1	2	1	2	2	2	2		5.03
6	Sp4		5.60	0.86	0	1	2	2	1	2	2	1	1		6.46
7	MiSt3		7.10	1.89	1	1	2	3	2	1	2	2	2		8.99
8	ChSp1		0.60	1.20	0	1	3	3	2	2	2	1	3		1.80
			<b>39.00</b>											<b>47.76</b>	

Program Components		Factor											
Skating Skills		1.20	7.50	8.50	7.75	7.75	7.50	7.50	8.00	7.75	8.25		7.79
Linking Footwork / Movement		1.20	7.25	8.00	8.00	7.75	7.25	7.25	7.75	8.00	8.50		7.71
Performance		1.20	8.00	8.00	8.25	8.25	7.75	8.00	8.00	8.00	8.50		8.07
Choreography		1.20	8.25	8.00	8.50	8.50	8.00	8.00	8.00	8.00	8.75		8.18
Interpretation / Timing		1.20	8.25	8.25	8.50	8.25	7.75	8.00	8.00	8.00	8.75		8.18
Judges Total Program Component Score (factored)													<b>47.92</b>
Deductions:													<b>0.00</b>

Rank	Name	Nation	Starting Number	Total Segment Score	Total Element Score	Total Program Component Score (factored)	Total Deductions
3	Madison HUBBELL / Zachary DONOHUE	USA	5	91.92	46.00	46.92	-1.00

#	Executed Elements	Info	Base Value	GOE	The Judges Panel (in random order)								Ref	Scores of Panel	
1	CoSp4		5.60	1.20	2	2	2	2	3	2	1	2	2		6.80
2	CiSt2		5.60	1.26	1	1	1	2	1	1	1	2	1		6.86
3	CuLi2		3.00	0.26	0	0	-1	1	0	1	0	2	1		3.26
4	STw4		6.60	1.46	2	2	3	3	2	3	1	3	2		8.06
5	SILi4		4.50	1.11	2	2	2	1	2	2	1	2	2		5.61
6	RoLi4		4.50	1.03	2	1	1	2	1	2	2	2	2		5.53
7	DiSt3		7.10	1.41	1	1	1	2	2	1	1	1	2		8.51
8	ChSp1		0.60	0.77	1	1	1	1	1	0	2	2	2		1.37
			<b>37.50</b>											<b>46.00</b>	

Program Components		Factor											
Skating Skills		1.20	7.50	7.75	7.50	8.00	7.75	8.00	7.75	8.25	7.50		7.75
Linking Footwork / Movement		1.20	6.75	7.50	7.00	7.50	7.50	8.25	7.25	8.00	7.50		7.46
Performance		1.20	7.25	8.00	7.75	8.25	8.25	8.50	7.50	8.50	8.00		8.04
Choreography		1.20	7.00	8.25	7.50	8.00	7.75	8.75	7.75	8.50	8.00		7.96
Interpretation / Timing		1.20	7.25	8.00	7.75	8.00	7.75	8.75	7.25	8.50	8.00		7.89
Judges Total Program Component Score (factored)													<b>46.92</b>
Deductions:			Extended lifts:		-1.00								<b>-1.00</b>

# ISU GP Trophee Eric Bompard 2014

## ICE DANCE FREE DANCE JUDGES DETAILS PER SKATER

Rank	Name	Nation	Starting Number	Total Segment Score	Total Element Score	Total Program Component Score (factored)	Total Deductions
4	Sara HURTADO / Adria DIAZ	ESP	4	88.46	45.39	43.07	0.00

#	Executed Elements	Info	Base Value	GOE	The Judges Panel (in random order)								Ref	Scores of Panel	
1	RoLi4		4.50	0.51	1	0	0	1	1	2	1	0	2		5.01
2	CiSt2		5.60	1.10	1	2	1	1	1	1	1	1	1		6.70
3	SILi4		4.50	0.77	2	1	0	2	1	1	3	1	1		5.27
4	STw4		6.60	1.11	2	2	2	2	2	0	2	1	2		7.71
5	MiSt3		7.10	0.79	1	1	0	1	1	0	1	0	2		7.89
6	Sp4		5.60	0.69	1	1	1	1	1	1	2	2	1		6.29
7	CuLi4		4.50	0.86	2	2	1	1	1	2	2	1	1		5.36
8	ChLi1		0.30	0.86	2	2	1	1	1	2	2	1	1		1.16
			<b>38.70</b>											<b>45.39</b>	

Program Components		Factor											
Skating Skills		1.20	7.75	6.75	6.75	7.00	7.25	7.00	7.50	6.50	7.00		7.04
Linking Footwork / Movement		1.20	7.50	6.50	6.75	7.00	7.00	6.25	7.75	6.25	7.25		6.89
Performance		1.20	7.75	7.00	7.00	7.00	7.25	7.00	8.00	7.00	7.50		7.21
Choreography		1.20	7.50	7.25	7.00	7.50	7.50	7.50	7.75	7.25	8.00		7.46
Interpretation / Timing		1.20	7.50	7.00	6.75	7.25	7.50	6.75	7.75	7.25	7.75		7.29
Judges Total Program Component Score (factored)													<b>43.07</b>

Deductions: 0.00

Rank	Name	Nation	Starting Number	Total Segment Score	Total Element Score	Total Program Component Score (factored)	Total Deductions
5	Charlene GUIGNARD / Marco FABBRI	ITA	3	85.72	43.22	43.50	-1.00

#	Executed Elements	Info	Base Value	GOE	The Judges Panel (in random order)								Ref	Scores of Panel	
1	CuLi4		4.50	1.03	2	2	1	2	2	1	2	1	2		5.53
2	STw2		4.60	-0.86	-2	-2	-2	-1	-1	-2	-1	-2	-3		3.74
3	MiSt3		7.10	0.79	0	0	1	1	1	0	2	1	1		7.89
4	CoSp4		5.60	0.60	1	1	0	1	2	1	1	0	2		6.20
5	CiSt3		7.10	1.10	1	1	1	1	1	1	1	1	0		8.20
6	SILi4		4.50	0.86	1	1	1	2	2	2	2	1	1		5.36
7	ChSp1		0.60	0.34	0	0	1	2	1	0	2	-1	0		0.94
8	RoLi4		4.50	0.86	1	2	1	2	2	1	2	1	0		5.36
			<b>38.50</b>											<b>43.22</b>	

Program Components		Factor											
Skating Skills		1.20	7.50	7.00	7.00	7.50	7.25	6.75	8.00	6.75	7.50		7.21
Linking Footwork / Movement		1.20	7.25	6.75	7.00	7.75	7.25	6.00	8.00	6.25	7.50		7.11
Performance		1.20	7.00	7.00	7.25	7.25	7.50	6.25	8.25	6.50	7.75		7.18
Choreography		1.20	7.25	7.00	7.00	7.75	7.50	6.50	8.25	6.75	8.00		7.32
Interpretation / Timing		1.20	7.00	7.25	7.50	7.50	7.50	7.00	8.50	6.25	8.25		7.43
Judges Total Program Component Score (factored)													<b>43.50</b>

Deductions: Extended lifts: -1.00 -1.00

Rank	Name	Nation	Starting Number	Total Segment Score	Total Element Score	Total Program Component Score (factored)	Total Deductions
6	Alexandra PAUL / Mitchell ISLAM	CAN	2	83.82	42.88	42.94	-2.00

#	Executed Elements	Info	Base Value	GOE	The Judges Panel (in random order)								Ref	Scores of Panel	
1	CuLi4		4.50	0.43	1	1	2	1	-1	0	1	1	0		4.93
2	CiSt2		5.60	1.10	1	1	1	1	1	1	1	1	0		6.70
3	STw4		6.60	0.69	2	1	1	1	1	1	1	2	0		7.29
4	CoSp2		3.60	0.86	2	0	2	1	2	1	1	2	1		4.46
5	SILi4		4.50	0.86	2	2	2	1	1	1	2	1	1		5.36
6	MiSt2		5.60	1.73	2	1	1	2	2	2	1	2	0		7.33
7	RoLi4		4.50	0.94	2	1	1	2	2	1	1	2	2		5.44
8	ChSp1		0.60	0.77	1	1	1	1	1	2	1	2	2		1.37
			<b>35.50</b>											<b>42.88</b>	

Program Components		Factor											
Skating Skills		1.20	7.25	7.25	7.25	6.50	7.00	6.50	7.00	7.25	6.75		7.00
Linking Footwork / Movement		1.20	7.00	7.25	7.25	7.00	7.00	6.50	6.50	7.00	7.00		6.96
Performance		1.20	7.25	7.75	7.75	7.00	7.00	7.00	6.75	7.25	6.50		7.14
Choreography		1.20	7.50	8.00	7.50	7.50	7.00	7.00	7.00	7.25	7.00		7.25
Interpretation / Timing		1.20	7.75	8.00	7.50	8.00	7.25	7.25	6.75	7.50	6.25		7.43
Judges Total Program Component Score (factored)													<b>42.94</b>

Deductions: Extended lifts: -2.00 -2.00

# ISU GP Trophée Eric Bompard 2014

## ICE DANCE FREE DANCE JUDGES DETAILS PER SKATER

Rank	Name	Nation	Starting Number	Total Segment Score	Total Element Score	Total Program Component Score (factored)	Total Deductions
7	Rebeka KIM / Kirill MINOV	KOR	1	70.29	37.04	34.25	-1.00

#	Executed Elements	Info	Base Value	GOE	The Judges Panel (in random order)										Ref	Scores of Panel
1	STw4		6.60	0.60	0	0	1	2	1	1	0	3	2		7.20	
2	DiSt2		5.60	-0.14	0	0	0	-1	0	0	-1	1	0		5.46	
3	SILi2		3.00	0.34	0	0	1	1	1	1	0	0	1		3.34	
4	CuLi3		4.00	0.27	1	-1	1	-1	0	1	1	1	0		4.27	
5	CiSt2		5.60	-0.43	-1	-1	0	-1	0	-1	0	0	0		5.17	
6	CoSp4		5.60	0.00	0	0	0	-1	0	1	0	0	0		5.60	
7	RoLi4		4.50	0.69	0	1	1	1	2	2	0	2	1		5.19	
8	ChLi1		0.30	0.51	1	0	1	0	1	2	0	2	1		0.81	
			<b>35.20</b>												<b>37.04</b>	

### Program Components

### Factor

Skating Skills	1.20	5.75	5.75	6.50	6.75	5.50	5.75	5.25	5.50	5.75	5.79
Linking Footwork / Movement	1.20	5.50	5.25	6.00	6.50	5.25	6.00	5.00	5.25	5.50	5.54
Performance	1.20	5.50	5.25	6.25	6.25	5.75	5.75	4.75	6.00	5.50	5.71
Choreography	1.20	5.75	5.50	6.25	5.75	5.50	6.50	5.50	6.50	5.75	5.86
Interpretation / Timing	1.20	5.75	5.00	6.00	6.00	5.25	5.75	4.75	6.25	5.75	5.64

Judges Total Program Component Score (factored)

**34.25**

Deductions:

Falls: -1.00

**-1.00**

Printed: 22.11.2014 19:40:28

# ISU GP Trophee Eric Bompard 2014

## MEN

<b>Meriadeck Ice Rink</b>	21 Nov 2014 22 Nov 2014	Short Program Free Skating
---------------------------	----------------------------	-------------------------------

Size of Skating Area	:	30m*60m
Ice Conditions	:	very good
Number of Entries	:	11
Number of Participants	:	11

Entry Withdrawn	:	
-----------------	---	--

<b>Short Program</b>			
Duration	:	2:50	Max.
Segment Factor	:	1.00	
<b>Program Component Factors</b>			
		Skating Skills	1.00
		Transitions/Linking Footwork/Movement	1.00
		Performance/Execution	1.00
		Choreography/Composition	1.00
		Interpretation	1.00

<b>Free Skating</b>			
Duration	:	4:30	+ - 10 Sec.
Segment Factor	:	1.00	
<b>Program Components Factors</b>			
		Skating Skills	2.00
		Transitions/Linking Footwork/Movement	2.00
		Performance/Execution	2.00
		Choreography/Composition	2.00
		Interpretation	2.00

# ISU GP Trophée Eric Bompard 2014

## PANEL OF JUDGES

### MEN

#### Officials

<b>Technical Controller</b>	Ms. Hermi OTTEMANN	ISU
<b>Technical Specialist</b>	Ms. Olga MARKOVA	ISU
<b>Assistant Technical Specialist</b>	Ms. Lisa ERVIN	ISU

#### Judges

<b>Referee</b>	Ms. Aniela HEBEL-SZMAK	ISU
<b>Judges</b>	Ms. Francoise DE RAPPARD	BEL
	Ms. Hailan JIANG	CHN
	Ms. Vera TAUCHMANOVA	CZE
	Ms. Helene CUCUPHAT	FRA
	Ms. Claire SHEPHERD	GBR
	Ms. Ayumi KOZUKA	JPN
	Mr. Yuri GUSKOV	KAZ
	Ms. Olga KOZHEMIKINA	RUS
	Ms. Joyce D. KOMPERDA	USA

#### Data/Replay Operator

	Mr. Matteo BALLABIO	ISU
	Ms. Agnieszka SWIDERSKA	ISU

# ISU GP Trophee Eric Bompard 2014

## RESULTS

### MEN FINAL RESULT

Pl.	Name	Nation	Total Score	SP	FS
1	Maxim KOVTUN	RUS	243.35	6	1
2	Tatsuki MACHIDA	JPN	237.74	2	2
3	Denis TEN	KAZ	236.28	1	5
4	Konstantin MENSHOV	RUS	233.22	3	4
5	Adam RIPPON	USA	225.42	7	3
6	Adian PITKEEV	RUS	219.38	8	7
7	Richard DORNBUSH	USA	219.27	4	8
8	Han YAN	CHN	216.85	10	6
9	Chafik BESSEGHIER	FRA	211.24	5	9
10	Douglas RAZZANO	USA	194.24	11	10
11	Florent AMODIO	FRA	193.00	9	11

**Ms. Aniela HEBEL-SZMAK ISU**

Referee

Printed: 22.11.2014 21:59:58

**Ms. Hermi OTTEMANN ISU**

Technical Controller



# ISU GP Trophee Eric Bompard 2014

## RESULTS

### MEN SHORT PROGRAM

Pl.	Name	Nation	Total Segment Score
1	Denis TEN	KAZ	91.78
2	Tatsuki MACHIDA	JPN	88.70
3	Konstantin MENSHOV	RUS	87.47
4	Richard DORNBUSH	USA	80.24
5	Chafik BESSEGHIER	FRA	78.22
6	Maxim KOVTUN	RUS	77.11
7	Adam RIPPON	USA	76.98
8	Adian PITKEEV	RUS	76.21
9	Florent AMODIO	FRA	75.07
10	Han YAN	CHN	73.18
11	Douglas RAZZANO	USA	64.98

Printed: 21.11.2014 20:21:02

# ISU GP Trophée Eric Bompard 2014

## MEN SHORT PROGRAM JUDGES DETAILS PER SKATER

Rank	Name	Nation	Starting Number	Total Segment Score	Total Element Score	Total Program Component Score (factored)	Total Deductions
1	Denis TEN	KAZ	10	91.78	48.92	42.86	0.00

#	Executed Elements	Info	Base Value	GOE	The Judges Panel (in random order)								Ref	Scores of Panel	
1	4T		10.30	-0.57	-1	-1	0	-1	-1	1	-1	0	0		9.73
2	3A		8.50	1.71	1	2	1	2	2	1	3	2	2		10.21
3	CCSp4		3.20	0.79	1	2	2	2	1	1	2	2	1		3.99
4	3Lz+3T		11.11 x	0.70	1	3	1	1	1	0	2	1	0		11.81
5	FSSp4		3.00	0.64	1	2	2	1	1	1	1	2	0		3.64
6	CCoSp3p3		3.00	0.64	0	2	1	1	1	1	2	2	1		3.64
7	StSq4		3.90	2.00	2	3	3	3	2	3	3	3	3		5.90
			<b>43.01</b>											<b>48.92</b>	

### Program Components

	Factor														
Skating Skills	1.00	8.25	9.00	8.25	8.00	8.00	9.00	9.25	9.00	8.50					8.57
Transition / Linking Footwork	1.00	8.25	8.50	8.00	8.00	7.75	8.75	8.50	8.75	8.50					8.36
Performance / Execution	1.00	8.50	9.00	8.50	8.00	8.25	9.00	9.25	9.25	8.25					8.68
Choreography / Composition	1.00	8.50	8.75	8.50	8.50	8.00	9.00	8.75	9.25	8.50					8.64
Interpretation	1.00	8.25	9.00	8.25	8.25	8.00	9.00	8.75	9.25	8.75					8.61
<b>Judges Total Program Component Score (factored)</b>													<b>42.86</b>		

### Deductions:

0.00

x Credit for highlight distribution, base value multiplied by 1.1

Rank	Name	Nation	Starting Number	Total Segment Score	Total Element Score	Total Program Component Score (factored)	Total Deductions
2	Tatsuki MACHIDA	JPN	11	88.70	45.84	42.86	0.00

#	Executed Elements	Info	Base Value	GOE	The Judges Panel (in random order)								Ref	Scores of Panel	
1	4T+3T		14.40	0.86	1	1	2	1	1	0	2	0	0		15.26
2	3A		8.50	2.14	2	3	3	2	1	1	3	2	2		10.64
3	CCSp2		2.30	0.64	1	1	2	2	1	1	2	1	1		2.94
4	FSSp4		3.00	0.36	1	1	1	1	1	0	1	0	0		3.36
5	StSq3		3.30	1.07	2	2	3	2	2	2	2	3	1		4.37
6	3Lz		6.60 x	-1.40	-3	-2	-2	-2	-2	-1	-1	-3	-2		5.20
7	CCoSp3p4		3.50	0.57	1	1	2	1	1	1	2	0	1		4.07
			<b>41.60</b>											<b>45.84</b>	

### Program Components

	Factor														
Skating Skills	1.00	8.50	8.00	9.25	8.00	8.75	8.75	8.75	8.75	8.50					8.57
Transition / Linking Footwork	1.00	8.00	8.00	9.25	8.00	8.50	8.50	8.50	8.50	8.00					8.29
Performance / Execution	1.00	8.50	8.00	9.50	8.50	9.00	8.75	8.75	8.75	8.50					8.68
Choreography / Composition	1.00	8.00	8.25	9.50	8.75	8.75	9.00	8.50	9.00	8.25					8.64
Interpretation	1.00	8.25	8.25	9.75	8.50	8.75	9.00	8.50	9.25	8.50					8.68
<b>Judges Total Program Component Score (factored)</b>													<b>42.86</b>		

### Deductions:

0.00

x Credit for highlight distribution, base value multiplied by 1.1

Rank	Name	Nation	Starting Number	Total Segment Score	Total Element Score	Total Program Component Score (factored)	Total Deductions
3	Konstantin MENSHOV	RUS	7	87.47	49.97	37.50	0.00

#	Executed Elements	Info	Base Value	GOE	The Judges Panel (in random order)								Ref	Scores of Panel	
1	4T+3T		14.40	1.43	2	2	1	2	1	1	1	1	3		15.83
2	4S		10.50	-0.14	-1	-1	1	-1	0	0	1	0	0		10.36
3	FCSp3		2.80	0.21	1	1	1	2	0	0	0	0	0		3.01
4	3A		9.35 x	0.14	0	0	0	1	0	0	0	0	2		9.49
5	StSq4		3.90	1.00	2	2	1	2	1	1	1	1	2		4.90
6	CCoSp3p3		3.00	0.57	0	2	2	2	1	1	0	1	1		3.57
7	CSSp3		2.60	0.21	0	1	1	1	0	0	0	0	2		2.81
			<b>46.55</b>											<b>49.97</b>	

### Program Components

	Factor														
Skating Skills	1.00	7.75	7.75	7.75	8.50	7.50	7.00	7.50	7.25	8.00					7.64
Transition / Linking Footwork	1.00	7.25	7.50	7.50	7.50	7.00	6.75	6.75	7.00	7.50					7.21
Performance / Execution	1.00	7.75	7.75	8.00	8.00	7.50	6.50	7.25	7.25	7.75					7.61
Choreography / Composition	1.00	7.50	7.50	8.00	8.25	7.25	7.25	7.00	7.50	7.50					7.50
Interpretation	1.00	7.75	7.75	8.00	7.75	7.50	7.25	7.00	7.50	7.25					7.54
<b>Judges Total Program Component Score (factored)</b>													<b>37.50</b>		

### Deductions:

0.00

x Credit for highlight distribution, base value multiplied by 1.1

# ISU GP Trophée Eric Bompard 2014

## MEN SHORT PROGRAM JUDGES DETAILS PER SKATER

Rank	Name	Nation	Starting Number	Total Segment Score	Total Element Score	Total Program Score (factored)	Total Component Score (factored)	Total Deductions
4	Richard DORNBUSH	USA	8	80.24	41.45	38.79		0.00

#	Executed Elements	Info	Base Value	GOE	The Judges Panel (in random order)								Ref	Scores of Panel	
1	3F		5.30	0.70	2	2	1	1	2	1	0	0	0		6.00
2	3A		8.50	0.29	1	0	0	1	0	0	1	0	0		8.79
3	FCSp4		3.20	0.50	2	1	1	1	1	1	-1	1	1		3.70
4	StSq3		3.30	0.86	2	3	2	2	1	2	1	1	2		4.16
5	3Lz+3T		11.11 x	0.80	2	2	1	1	1	1	1	1	0		11.91
6	CSSp3		2.60	0.79	2	2	2	2	2	1	1	1	1		3.39
7	CCoSp3p3		3.00	0.50	2	2	0	1	1	0	1	1	1		3.50
			<b>37.01</b>											<b>41.45</b>	

### Program Components

	Factor													
Skating Skills	1.00	8.00	8.00	7.50	8.00	8.00	7.50	8.00	7.75	8.00	7.75	8.00		7.89
Transition / Linking Footwork	1.00	8.00	7.50	7.00	7.75	7.75	7.25	7.50	7.25	7.75	7.50	7.75		7.54
Performance / Execution	1.00	8.25	8.00	7.50	7.50	8.25	7.50	7.75	7.50	8.00	7.79	8.00		7.79
Choreography / Composition	1.00	8.25	7.50	7.25	8.00	8.00	7.50	7.75	7.50	8.00	7.75	8.00		7.75
Interpretation	1.00	8.25	8.00	7.75	8.00	7.75	7.50	7.75	7.25	8.00	7.75	8.00		7.82
<b>Judges Total Program Component Score (factored)</b>													<b>38.79</b>	

### Deductions:

0.00

x Credit for highlight distribution, base value multiplied by 1.1

Rank	Name	Nation	Starting Number	Total Segment Score	Total Element Score	Total Program Score (factored)	Total Component Score (factored)	Total Deductions
5	Chafik BESSEGHIER	FRA	4	78.22	44.44	33.78		0.00

#	Executed Elements	Info	Base Value	GOE	The Judges Panel (in random order)								Ref	Scores of Panel	
1	4T+3T		14.40	1.43	1	2	2	0	1	1	1	2	2		15.83
2	3A		8.50	0.43	0	0	0	0	0	1	0	2	2		8.93
3	FCSp3		2.80	0.00	0	0	1	0	0	0	0	-1	0		2.80
4	3Lz		6.60 x	0.60	0	1	2	0	0	1	0	2	2		7.20
5	CCoSp3p4		3.50	-0.04	0	-1	0	0	-1	0	0	0	0		3.46
6	StSq3		3.30	0.36	1	1	1	0	0	1	0	1	2		3.66
7	CSSp3		2.60	-0.04	0	-1	-1	0	0	1	0	0	0		2.56
			<b>41.70</b>											<b>44.44</b>	

### Program Components

	Factor													
Skating Skills	1.00	6.00	6.50	6.50	6.75	6.50	7.75	6.25	7.50	7.25	6.75	7.50		6.75
Transition / Linking Footwork	1.00	5.50	6.25	6.25	6.50	6.00	7.50	6.00	6.75	7.00	6.75	7.00		6.39
Performance / Execution	1.00	5.75	6.75	6.75	6.50	6.75	8.00	6.25	7.25	7.50	6.82	7.50		6.82
Choreography / Composition	1.00	6.25	6.75	7.00	7.25	6.50	7.75	6.25	7.25	7.50	6.93	7.50		6.93
Interpretation	1.00	6.50	7.00	7.00	6.75	6.75	8.00	6.25	6.50	7.75	6.89	7.75		6.89
<b>Judges Total Program Component Score (factored)</b>													<b>33.78</b>	

### Deductions:

0.00

x Credit for highlight distribution, base value multiplied by 1.1

Rank	Name	Nation	Starting Number	Total Segment Score	Total Element Score	Total Program Score (factored)	Total Component Score (factored)	Total Deductions
6	Maxim KOVTUN	RUS	9	77.11	39.96	39.15		-2.00

#	Executed Elements	Info	Base Value	GOE	The Judges Panel (in random order)								Ref	Scores of Panel	
1	4S+2T		11.80	0.86	0	2	0	2	1	0	1	0	2		12.66
2	4T		10.30	-3.00	-3	-3	-3	-3	-3	-3	-3	-3	-3		7.30
3	3A		8.50	-3.00	-3	-3	-3	-3	-3	-3	-3	-3	-3		5.50
4	CSSp4		3.00	0.36	2	1	1	1	1	-1	0	0	1		3.36
5	StSq4		3.90	1.40	2	2	2	3	2	2	2	2	2		5.30
6	CCoSp3p3		3.00	0.57	2	1	0	2	1	1	0	1	2		3.57
7	FUSp3		2.40	-0.13	0	0	0	-1	1	-1	-1	-1	0		2.27
			<b>42.90</b>											<b>39.96</b>	

### Program Components

	Factor													
Skating Skills	1.00	8.50	8.00	7.75	8.50	7.75	8.00	7.50	7.75	8.25	8.00	7.75		8.00
Transition / Linking Footwork	1.00	8.25	7.75	7.25	8.00	7.75	7.75	7.25	7.25	7.50	7.61	7.50		7.61
Performance / Execution	1.00	8.25	7.50	7.50	8.50	7.25	7.25	7.75	7.00	7.75	7.61	7.75		7.61
Choreography / Composition	1.00	8.75	8.25	7.75	8.25	8.00	7.75	8.00	7.50	8.00	8.00	8.00		8.00
Interpretation	1.00	8.50	8.25	7.50	8.25	7.75	7.25	8.00	7.75	8.00	7.93	8.00		7.93
<b>Judges Total Program Component Score (factored)</b>													<b>39.15</b>	

### Deductions:

Falls: -2.00

-2.00

# ISU GP Trophée Eric Bompard 2014

## MEN SHORT PROGRAM JUDGES DETAILS PER SKATER

Rank	Name	Nation	Starting Number	Total Segment Score	Total Element Score	Total Program Component Score (factored)	Total Deductions
7	Adam RIPPON	USA	3	76.98	39.94	37.04	0.00

#	Executed Elements	Info	Base Value	GOE	The Judges Panel (in random order)								Ref	Scores of Panel	
1	3A		8.50	0.43	0	1	0	1	1	0	0	1	0		8.93
2	3Lz+3T<	<	9.00	-0.40	-1	0	-1	-1	0	0	0	-1	-2		8.60
3	CSSp4		3.00	0.50	1	1	1	1	1	1	1	2	1		3.50
4	3F		5.83 x	1.20	0	3	2	1	2	2	2	2	1		7.03
5	FCSp3		2.80	0.71	1	2	2	1	1	1	2	2	1		3.51
6	CCoSp3p4		3.50	0.71	0	2	0	2	2	2	2	1	1		4.21
7	StSq3		3.30	0.86	1	3	2	2	1	2	2	2	1		4.16
			<b>35.93</b>											<b>39.94</b>	

### Program Components

	Factor													
Skating Skills	1.00	7.00	8.50	7.00	7.75	7.00	7.50	7.50	6.75	7.50				7.32
Transition / Linking Footwork	1.00	6.75	8.25	7.25	7.75	7.50	7.00	7.25	6.75	7.25				7.25
Performance / Execution	1.00	7.00	8.50	7.50	8.00	7.25	7.75	7.50	7.50	7.25				7.54
Choreography / Composition	1.00	6.75	8.50	7.25	8.25	7.00	7.50	7.50	7.00	7.50				7.43
Interpretation	1.00	7.00	8.50	7.50	8.00	7.00	8.00	7.25	7.50	7.25				7.50
<b>Judges Total Program Component Score (factored)</b>													<b>37.04</b>	

### Deductions:

0.00

< Under-rotated jump x Credit for highlight distribution, base value multiplied by 1.1

Rank	Name	Nation	Starting Number	Total Segment Score	Total Element Score	Total Program Component Score (factored)	Total Deductions
8	Adian PITKEEV	RUS	2	76.21	43.35	32.86	0.00

#	Executed Elements	Info	Base Value	GOE	The Judges Panel (in random order)								Ref	Scores of Panel	
1	4T		10.30	-2.00	-2	-2	-2	-2	-3	-2	-2	-2	-2		8.30
2	CSSp4		3.00	0.43	1	1	1	1	0	2	1	0	1		3.43
3	StSq3		3.30	0.43	0	1	2	1	1	1	0	1	1		3.73
4	3A		9.35 x	0.57	0	1	1	1	0	0	1	0	2		9.92
5	3Lz+3T		11.11 x	-0.70	-2	-1	0	-1	-1	-1	0	-2	-1		10.41
6	CCoSp3p4		3.50	0.36	1	1	1	1	0	1	0	0	1		3.86
7	FCSp4		3.20	0.50	1	1	2	1	0	1	1	1	1		3.70
			<b>43.76</b>											<b>43.35</b>	

### Program Components

	Factor													
Skating Skills	1.00	6.50	7.25	7.25	6.25	6.50	7.00	6.50	6.75	7.00				6.79
Transition / Linking Footwork	1.00	5.25	6.75	6.75	6.25	6.00	6.75	6.00	6.50	6.25				6.36
Performance / Execution	1.00	6.00	7.00	7.00	6.50	6.25	7.00	6.25	7.00	6.50				6.64
Choreography / Composition	1.00	5.75	7.25	7.00	6.50	6.00	7.25	6.25	6.75	6.50				6.61
Interpretation	1.00	5.50	7.00	6.75	7.00	6.00	6.75	6.25	6.50	6.00				6.46
<b>Judges Total Program Component Score (factored)</b>													<b>32.86</b>	

### Deductions:

0.00

x Credit for highlight distribution, base value multiplied by 1.1

Rank	Name	Nation	Starting Number	Total Segment Score	Total Element Score	Total Program Component Score (factored)	Total Deductions
9	Florent AMODIO	FRA	5	75.07	38.10	36.97	0.00

#	Executed Elements	Info	Base Value	GOE	The Judges Panel (in random order)								Ref	Scores of Panel	
1	3A		8.50	-1.86	-2	-2	-2	-1	-2	-1	-2	-2	-2		6.64
2	FCSp2		2.30	0.64	1	2	0	2	1	1	1	1	2		2.94
3	CSSp4		3.00	0.29	1	2	1	0	0	0	-1	1	1		3.29
4	StSq3		3.30	0.86	2	2	1	2	1	2	1	2	2		4.16
5	3S+3T		9.13 x	0.80	1	2	2	1	0	1	1	0	2		9.93
6	3Lz		6.60 x	0.40	-1	0	0	1	1	2	0	1	1		7.00
7	CCoSp3p4		3.50	0.64	1	2	1	1	1	1	1	2	2		4.14
			<b>36.33</b>											<b>38.10</b>	

### Program Components

	Factor													
Skating Skills	1.00	7.50	7.50	7.50	7.50	7.25	7.50	6.75	8.00	8.25				7.54
Transition / Linking Footwork	1.00	7.00	7.25	7.50	7.00	6.00	6.75	6.25	7.75	7.25				7.00
Performance / Execution	1.00	7.75	7.50	7.75	7.25	7.00	7.25	6.50	8.00	8.00				7.50
Choreography / Composition	1.00	7.50	7.25	7.50	7.50	7.00	7.25	6.50	8.25	8.00				7.43
Interpretation	1.00	7.75	7.50	7.50	7.75	6.75	7.25	6.75	8.00	8.50				7.50
<b>Judges Total Program Component Score (factored)</b>													<b>36.97</b>	

### Deductions:

0.00

x Credit for highlight distribution, base value multiplied by 1.1

# ISU GP Trophée Eric Bompard 2014

## MEN SHORT PROGRAM JUDGES DETAILS PER SKATER

Rank	Name	Nation	Starting Number	Total Segment Score	Total Element Score	Total Program Component Score (factored)	Total Deductions
10	Han YAN	CHN	6	73.18	36.01	38.17	-1.00

#	Executed Elements	Info	Base Value	GOE	The Judges Panel (in random order)									Ref	Scores of Panel
1	3A		8.50	2.00	2	2	2	2	3	2	1	2	2		10.50
2	3T		4.10	-2.10	-3	-3	-3	-3	-3	-3	-3	-3	-3		2.00
3	CSSp4		3.00	0.71	1	2	2	1	2	2	1	0	1		3.71
4	3Lz+2T		8.03	-0.10	-2	0	1	1	0	-1	-1	0	0		7.93
5	CCoSp3p4		3.50	0.50	1	1	0	1	2	1	1	1	1		4.00
6	FCSp3		2.80	0.07	0	1	0	0	2	0	-2	0	0		2.87
7	StSq4		3.90	1.10	3	2	2	2	2	1	1	1	1		5.00
			<b>33.83</b>												<b>36.01</b>

### Program Components

Program Components	Factor														
Skating Skills	1.00	7.75	8.25	8.25	7.75	8.25	8.00	6.50	7.50	7.75					7.89
Transition / Linking Footwork	1.00	7.50	8.00	7.75	7.75	7.75	7.75	6.25	7.00	7.50					7.57
Performance / Execution	1.00	7.25	7.75	7.50	7.50	7.75	7.75	6.50	7.00	7.00					7.39
Choreography / Composition	1.00	7.50	8.25	8.00	7.50	8.00	8.25	6.75	7.00	7.50					7.64
Interpretation	1.00	7.75	8.50	8.00	7.25	8.25	8.00	7.00	7.00	7.25					7.68

Judges Total Program Component Score (factored)

38.17

### Deductions:

Falls: -1.00

-1.00

x Credit for highlight distribution, base value multiplied by 1.1

Rank	Name	Nation	Starting Number	Total Segment Score	Total Element Score	Total Program Component Score (factored)	Total Deductions
11	Douglas RAZZANO	USA	1	64.98	33.73	31.25	0.00

#	Executed Elements	Info	Base Value	GOE	The Judges Panel (in random order)									Ref	Scores of Panel
1	4T		10.30	-2.71	-3	-2	-2	-3	-2	-3	-3	-3	-3		7.59
2	FCSp4		3.20	0.57	1	2	1	1	1	1	1	2	0		3.77
3	StSq3		3.30	0.36	1	1	1	0	0	1	1	1	0		3.66
4	3A		9.35	0.71	1	1	0	0	1	1	1	1	0		10.06
5	3T+COMBO		4.51	-2.10	-3	-3	-3	-3	-3	-2	-3	-3	-3		2.41
6	CSSp3		2.60	0.43	1	1	1	1	1	1	1	0	0		3.03
7	CCoSp3p3		3.00	0.21	0	1	1	0	0	1	1	0	-1		3.21
			<b>36.26</b>												<b>33.73</b>

### Program Components

Program Components	Factor														
Skating Skills	1.00	6.50	6.75	6.50	6.50	5.25	6.75	6.75	6.50	6.25					6.54
Transition / Linking Footwork	1.00	6.00	6.50	6.50	6.00	5.00	6.50	6.50	6.00	5.50					6.14
Performance / Execution	1.00	6.25	6.25	6.75	6.00	5.50	6.25	6.25	6.25	5.75					6.14
Choreography / Composition	1.00	6.25	6.25	6.75	6.25	5.00	6.50	6.50	6.25	5.75					6.25
Interpretation	1.00	6.25	6.00	6.50	6.00	5.00	6.50	6.50	6.25	5.75					6.18

Judges Total Program Component Score (factored)

31.25

### Deductions:

0.00

x Credit for highlight distribution, base value multiplied by 1.1

# ISU GP Trophee Eric Bompard 2014

## RESULTS

### MEN FREE SKATING

Pl.	Name	Nation	Total Segment Score
1	Maxim KOVTUN	RUS	166.24
2	Tatsuki MACHIDA	JPN	149.04
3	Adam RIPPON	USA	148.44
4	Konstantin MENSHOV	RUS	145.75
5	Denis TEN	KAZ	144.50
6	Han YAN	CHN	143.67
7	Adian PITKEEV	RUS	143.17
8	Richard DORNBUSH	USA	139.03
9	Chafik BESSEGHIER	FRA	133.02
10	Douglas RAZZANO	USA	129.26
11	Florent AMODIO	FRA	117.93

Printed: 22.11.2014 21:59:25

# ISU GP Trophée Eric Bompard 2014

## MEN FREE SKATING JUDGES DETAILS PER SKATER

Rank	Name	Nation	Starting Number	Total Segment Score	Total Element Score	Total Program Component Score (factored)	Total Deductions
1	Maxim KOVTUN	RUS	6	166.24	85.96	80.28	0.00

#	Executed Elements	Info	Base Value	GOE	The Judges Panel (in random order)								Ref	Scores of Panel	
1	4S		10.50	1.57	2	1	1	1	2	2	2	1	2		12.07
2	4T		10.30	1.00	1	1	2	1	1	1	1	1	0		11.30
3	3A+3T		12.60	-1.00	-1	-1	-1	-1	-1	0	-1	-1			11.60
4	CSSp3		2.60	0.21	0	1	0	1	0	1	1	0	0		2.81
5	StSq4		3.90	1.30	1	1	2	2	2	2	2	2		5.20	
6	3A		9.35 x	0.86	1	1	1	0	0	1	1	1	1		10.21
7	3Lz+2T		8.03 x	0.10	0	0	1	0	0	0	1	0	0		8.13
8	3Lz		6.60 x	0.00	0	0	0	0	0	0	1	0	0		6.60
9	3S+2T		6.05 x	0.10	0	0	1	0	0	0	1	0	0		6.15
10	ChSq1		2.00	1.10	1	1	2	1	1	2	2	2	2		3.10
11	2A		3.63 x	0.14	1	0	1	0	0	0	0	0	1		3.77
12	FUSp3		2.40	-0.09	0	-1	-1	0	-1	0	0	0	0		2.31
13	CCoSp3p2		2.50	0.21	0	1	0	0	0	1	1	0	1		2.71
			<b>80.46</b>											<b>85.96</b>	

### Program Components

### Factor

Skating Skills	2.00	8.25	8.25	7.50	8.50	7.75	8.00	8.25	8.00	8.50		8.14
Transition / Linking Footwork	2.00	7.50	7.50	7.00	8.00	7.50	8.00	7.50	8.00	7.50	8.25	7.64
Performance / Execution	2.00	8.00	8.25	7.50	8.50	7.75	8.00	8.25	8.00	8.50		8.11
Choreography / Composition	2.00	8.00	8.00	7.75	8.50	7.25	8.50	8.50	8.00	8.50		8.18
Interpretation	2.00	7.75	8.50	7.50	8.25	7.75	7.75	8.50	8.00	8.75		8.07
<b>Judges Total Program Component Score (factored)</b>												<b>80.28</b>

### Deductions:

0.00

x Credit for highlight distribution, base value multiplied by 1.1

Rank	Name	Nation	Starting Number	Total Segment Score	Total Element Score	Total Program Component Score (factored)	Total Deductions
2	Tatsuki MACHIDA	JPN	10	149.04	66.04	84.00	-1.00

#	Executed Elements	Info	Base Value	GOE	The Judges Panel (in random order)								Ref	Scores of Panel
1	4T		10.30	-3.00	-3	-2	-3	-3	-3	-3	-3	-3		7.30
2	3T		4.10	0.60	1	1	1	1	1	1	1	0	0	4.70
3	3A+2T		9.80	0.86	1	2	1	0	0	1	1	0	3	10.66
4	CCSp3		2.80	0.64	2	1	1	1	1	2	1	1	2	3.44
5	3S		4.20	0.80	1	1	1	1	1	1	2	1	2	5.00
6	StSq3		3.30	0.86	1	2	2	1	2	2	2	1	2	4.16
7	3Lo		5.61 x	0.70	1	1	1	1	1	1	1	0	1	6.31
8	FSSp4		3.00	0.50	1	1	1	1	1	2	1	1	1	3.50
9	2A		3.63 x	0.57	2	1	2	1	1	1	1	1	1	4.20
10	3Fe<+1T	e	3.96 x	-2.00	-3	-3	-3	-3	-3	-3	-2	-3	-2	1.96
11	ChSq1		2.00	1.10	1	3	2	1	1	2	2	1	2	3.10
12	3Lz		6.60 x	0.90	1	2	1	1	1	2	1	0	2	7.50
13	CCoSp3p4		3.50	0.71	2	1	1	1	1	1	2	2	2	4.21
			<b>62.80</b>											<b>66.04</b>

### Program Components

### Factor

Skating Skills	2.00	8.75	8.25	8.75	8.25	8.75	8.50	8.75	8.25	8.25		8.50
Transition / Linking Footwork	2.00	8.50	8.50	8.50	7.75	8.50	8.00	8.50	8.00	8.00		8.29
Performance / Execution	2.00	8.25	8.75	8.50	8.00	7.75	8.50	8.75	8.00	7.75		8.25
Choreography / Composition	2.00	8.50	8.75	8.75	8.50	8.75	8.00	8.75	8.25	8.00		8.50
Interpretation	2.00	8.50	8.75	8.75	8.50	8.50	8.25	8.50	8.00	8.25		8.46
<b>Judges Total Program Component Score (factored)</b>												<b>84.00</b>

### Deductions:

Falls: -1.00

-1.00

< Under-rotated jump x Credit for highlight distribution, base value multiplied by 1.1 e Wrong edge

# ISU GP Trophée Eric Bompard 2014

## MEN FREE SKATING JUDGES DETAILS PER SKATER

Rank	Name	Nation	Starting Number	Total Segment Score	Total Element Score	Total Program Component Score (factored)	Total Deductions
3	Adam RIPPON	USA	5	148.44	74.42	75.02	-1.00

#	Executed Elements	Info	Base Value	GOE	The Judges Panel (in random order)								Ref	Scores of Panel	
1	3A+2T+2Lo		11.60	0.86	1	2	0	1	1	1	1	0	1		12.46
2	3A		8.50	-3.00	-3	-3	-3	-3	-3	-3	-3	-3	-3		5.50
3	2A		3.30	0.29	1	0	0	1	0	1	1	0	1		3.59
4	StSq3		3.30	0.64	1	1	1	1	2	1	1	2	2		3.94
5	CCoSp3p3		3.00	0.71	1	1	2	2	2	1	1	1	2		3.71
6	3F+3Lo<	<	9.79 x	-1.90	-2	-3	-2	-3	-3	-3	-3	-3	-2		7.89
7	3Lz+2T		8.03 x	0.50	1	2	0	1	1	1	0	0	1		8.53
8	3Lz		6.60 x	1.30	2	3	1	2	2	1	2	2	2		7.90
9	3S		4.62 x	0.70	1	1	1	1	1	1	1	0	1		5.32
10	FCSp3		2.80	0.57	1	1	2	2	1	1	1	1	1		3.37
11	ChSq1		2.00	0.80	1	1	0	1	2	1	1	1	2		2.80
12	3T		4.51 x	0.40	1	2	0	1	1	0	1	0	0		4.91
13	FCCoSp3p4		3.50	1.00	2	2	2	2	2	2	2	1	2		4.50
			<b>71.55</b>											<b>74.42</b>	

### Program Components

### Factor

Skating Skills	2.00	7.25	7.50	7.25	7.50	7.25	8.00	7.50	7.75	8.25	7.54
Transition / Linking Footwork	2.00	7.00	8.00	6.75	7.50	7.50	7.75	7.00	7.25	8.00	7.43
Performance / Execution	2.00	7.50	7.25	7.00	7.25	7.50	7.75	7.50	7.50	8.25	7.46
Choreography / Composition	2.00	6.75	8.00	7.25	7.00	8.00	8.00	7.00	7.50	8.50	7.54
Interpretation	2.00	7.25	7.25	7.25	7.25	8.00	8.00	7.50	7.50	8.50	7.54
<b>Judges Total Program Component Score (factored)</b>											<b>75.02</b>

**Deductions:** Falls: -1.00 -1.00

< Under-rotated jump x Credit for highlight distribution, base value multiplied by 1.1

Rank	Name	Nation	Starting Number	Total Segment Score	Total Element Score	Total Program Component Score (factored)	Total Deductions
4	Konstantin MENSHOV	RUS	9	145.75	71.25	74.50	0.00

#	Executed Elements	Info	Base Value	GOE	The Judges Panel (in random order)								Ref	Scores of Panel	
1	4T+3T		14.40	0.86	1	2	1	1	0	1	0	1	1		15.26
2	4T		10.30	0.14	0	1	1	0	0	0	0	0	0		10.44
3	2A		3.30	-1.36	-3	-3	-2	-3	-2	-3	-3	-2	-3		1.94
4	3Lz		6.00	0.30	0	1	1	0	0	0	0	1	1		6.30
5	CCoSp3p4		3.50	0.36	1	0	0	0	1	1	1	1	1		3.86
6	3A+2T		10.78 x	-1.86	-2	-2	-2	-2	-2	-1	-1	-2	-2		8.92
7	3S		4.62 x	0.20	0	1	0	0	0	0	0	1	1		4.82
8	3Lo+2T		7.04 x	0.40	0	1	1	0	0	1	1	0	1		7.44
9	FSSp3		2.60	0.07	0	1	-1	0	0	0	1	0	0		2.67
10	StSq3		3.30	0.50	1	1	1	1	0	1	1	1	1		3.80
11	2A*+1Lo*+1S*	*	0.00 x	0.00	-	-	-	-	-	-	-	-	-		0.00
12	ChSq1		2.00	0.30	0	0	0	1	0	0	1	1	1		2.30
13	FCCoSp3p4		3.50	0.00	1	0	0	0	0	0	-1	0	0		3.50
			<b>71.34</b>											<b>71.25</b>	

### Program Components

### Factor

Skating Skills	2.00	6.75	7.50	8.00	7.75	7.25	7.50	8.00	8.00	7.50	7.64
Transition / Linking Footwork	2.00	6.00	7.00	7.50	7.75	7.00	7.25	7.50	7.50	7.00	7.25
Performance / Execution	2.00	6.25	7.50	7.75	8.00	7.25	7.50	7.75	7.75	7.25	7.54
Choreography / Composition	2.00	7.00	7.25	7.75	7.75	7.25	7.50	7.50	7.50	7.50	7.46
Interpretation	2.00	6.50	7.25	7.50	7.75	7.25	7.75	7.00	7.50	7.25	7.36
<b>Judges Total Program Component Score (factored)</b>											<b>74.50</b>

**Deductions:** 0.00

\* Invalid element x Credit for highlight distribution, base value multiplied by 1.1



# ISU GP Trophée Eric Bompard 2014

## MEN FREE SKATING JUDGES DETAILS PER SKATER

Rank	Name	Nation	Starting Number	Total Segment Score	Total Element Score	Total Program Component Score (factored)	Total Deductions
5	Denis TEN	KAZ	11	144.50	64.22	81.28	-1.00

#	Executed Elements	Info	Base Value	GOE	The Judges Panel (in random order)								Ref	Scores of Panel	
1	4T+3T		14.40	2.00	2	2	3	2	2	2	1	2	2		16.40
2	4T		10.30	-3.00	-3	-3	-3	-3	-3	-3	-3	-3	-3		7.30
3	CCSp4		3.20	0.57	1	1	1	1	1	2	1	1	2		3.77
4	1A+2T		2.40	0.00	0	0	0	0	0	0	0	0	0		2.40
5	ChSq1		2.00	1.00	2	2	1	1	1	2	1	1	2		3.00
6	1A		1.21 x	0.00	0	0	0	1	0	0	0	0	0		1.21
7	2Fe+SEQ	e	1.23 x	-0.69	-2	-2	-2	-2	-3	-2	-3	-2	-3		0.54
8	3Lz		6.60 x	0.50	1	1	0	0	0	1	1	1	1		7.10
9	3Lo		5.61 x	0.50	1	1	0	1	0	1	0	1	1		6.11
10	2A		3.63 x	0.64	1	1	1	2	2	1	1	2	1		4.27
11	StSq4		3.90	1.50	2	2	3	2	2	2	2	3	2		5.40
12	FSSp4		3.00	0.36	0	0	1	0	0	1	1	2	2		3.36
13	CCoSp3p3		3.00	0.36	1	1	0	0	0	1	1	1	1		3.36
			<b>60.48</b>											<b>64.22</b>	

Program Components	Factor											
Skating Skills	2.00	8.50	8.50	8.00	8.75	8.00	8.50	8.25	8.75	7.75		8.36
Transition / Linking Footwork	2.00	8.00	8.25	8.25	7.75	7.75	8.25	7.75	8.50	7.50		7.89
Performance / Execution	2.00	7.75	8.00	7.50	7.75	7.50	8.00	8.00	8.50	7.75		7.82
Choreography / Composition	2.00	8.75	8.50	8.25	8.25	8.00	8.25	8.50	9.00	7.75		8.36
Interpretation	2.00	8.50	8.25	8.25	8.00	7.75	8.25	8.25	8.75	8.00		8.21
<b>Judges Total Program Component Score (factored)</b>												<b>81.28</b>

**Deductions:** Falls: -1.00 **-1.00**

x Credit for highlight distribution, base value multiplied by 1.1 e Wrong edge

Rank	Name	Nation	Starting Number	Total Segment Score	Total Element Score	Total Program Component Score (factored)	Total Deductions
6	Han YAN	CHN	2	143.67	71.97	73.70	-2.00

#	Executed Elements	Info	Base Value	GOE	The Judges Panel (in random order)								Ref	Scores of Panel	
1	3A+3T		12.60	2.00	1	2	3	2	2	2	2	2	2		14.60
2	4T		10.30	-3.00	-3	-3	-3	-3	-3	-3	-3	-3	-3		7.30
3	3A		8.50	-2.14	-3	-2	-2	-3	-2	-2	-2	-2	-2		6.36
4	CSSp3		2.60	0.50	1	1	2	0	1	2	0	1	1		3.10
5	StSq4		3.90	0.70	1	1	2	1	1	1	0	1	1		4.60
6	3Lz		6.60 x	0.10	0	1	0	0	0	0	1	0	0		6.70
7	3Lo		5.61 x	0.70	1	2	1	1	1	0	1	1	1		6.31
8	3Lz+REP		4.62 x	-2.10	-3	-3	-3	-3	-3	-3	-3	-3	-3		2.52
9	3F+2T	!	7.26 x	-0.10	-1	0	0	0	0	0	0	0	-1		7.16
10	3S		4.62 x	0.40	0	1	1	1	1	0	0	1	0		5.02
11	FCSp2V1		1.60	0.07	0	0	0	1	1	0	0	0	0		1.67
12	ChSq1		2.00	0.70	1	2	1	1	1	1	1	0	1		2.70
13	CCoSp3p4		3.50	0.43	1	1	1	0	1	1	1	0	1		3.93
			<b>73.71</b>											<b>71.97</b>	

Program Components	Factor											
Skating Skills	2.00	7.75	8.00	8.00	7.00	8.25	7.75	7.50	7.00	7.75		7.68
Transition / Linking Footwork	2.00	7.50	8.00	7.25	6.50	7.25	7.25	6.75	6.50	7.25		7.11
Performance / Execution	2.00	7.75	7.75	7.25	6.50	7.50	7.00	7.00	6.50	7.50		7.21
Choreography / Composition	2.00	8.00	8.25	7.75	6.75	7.50	7.50	7.25	6.75	7.50		7.46
Interpretation	2.00	8.00	8.25	7.50	6.75	7.50	7.50	7.25	6.50	7.25		7.39
<b>Judges Total Program Component Score (factored)</b>												<b>73.70</b>

**Deductions:** Falls: -2.00 **-2.00**

x Credit for highlight distribution, base value multiplied by 1.1 ! Not clear edge REP Jump repetition

# ISU GP Trophée Eric Bompard 2014

## MEN FREE SKATING JUDGES DETAILS PER SKATER

Rank	Name	Nation	Starting Number	Total Segment Score	Total Element Score	Total Program Component Score (factored)	Total Deductions
7	Adian PITKEEV	RUS	4	143.17	73.29	69.88	0.00

#	Executed Elements	Info	Base Value	GOE	The Judges Panel (in random order)										Ref	Scores of Panel
1	4T		10.30	1.71	2	2	2	2	1	2	1	2	1		12.01	
2	3A+3T		12.60	-0.43	0	1	0	0	0	-1	-1	-1	-1		12.17	
3	3A		8.50	1.43	2	2	1	1	1	2	1	1	2		9.93	
4	FCSp4		3.20	0.29	1	0	1	1	1	1	0	0	0		3.49	
5	CSSp4		3.00	0.50	1	1	1	1	1	1	1	1	1		3.50	
6	StSq3		3.30	0.29	1	0	1	0	1	0	1	1	0		3.59	
7	1Lz		0.66 x	-0.23	-2	-3	-1	-2	-2	-3	-3	-2	-2		0.43	
8	3Lo		5.61 x	0.60	1	1	0	1	1	1	1	0	1		6.21	
9	3S+3T+2Lo		11.11 x	0.00	0	1	0	0	0	0	0	-1	0		11.11	
10	1Lz		0.66 x	-0.07	0	-2	-1	0	-1	0	-1	-1	-1		0.59	
11	2A		3.63 x	0.14	1	1	0	0	0	0	0	0	1		3.77	
12	ChSq1		2.00	0.70	1	1	0	1	1	1	1	1	1		2.70	
13	CCoSp3p4		3.50	0.29	1	1	0	0	1	1	0	1	0		3.79	
			<b>68.07</b>													<b>73.29</b>

### Program Components

### Factor

Skating Skills	2.00	7.50	7.50	7.25	7.25	7.25	7.50	6.75	7.25	7.00	7.00	7.29
Transition / Linking Footwork	2.00	6.50	7.00	6.75	6.75	6.50	6.25	6.50	7.00	6.75	6.68	
Performance / Execution	2.00	7.00	7.25	7.00	6.75	7.00	6.75	6.75	7.25	7.25	7.00	
Choreography / Composition	2.00	6.75	7.50	6.75	6.50	7.50	7.00	6.75	7.50	7.00	7.04	
Interpretation	2.00	6.75	7.25	7.00	6.50	7.25	7.00	6.75	7.00	6.75	6.93	
<b>Judges Total Program Component Score (factored)</b>											<b>69.88</b>	

### Deductions:

0.00

x Credit for highlight distribution, base value multiplied by 1.1

Rank	Name	Nation	Starting Number	Total Segment Score	Total Element Score	Total Program Component Score (factored)	Total Deductions
8	Richard DORNBUSH	USA	8	139.03	64.53	75.50	-1.00

#	Executed Elements	Info	Base Value	GOE	The Judges Panel (in random order)										Ref	Scores of Panel
1	4T<<	<<	4.10	-2.10	-3	-3	-3	-3	-3	-3	-3	-3	-3		2.00	
2	2A		3.30	0.36	0	1	0	1	0	1	1	1	1		3.66	
3	3Lz		6.00	1.40	2	2	2	2	2	2	1	2	2		7.40	
4	StSq4		3.90	1.10	1	2	1	2	1	1	2	2	2		5.00	
5	FCSp4		3.20	0.57	2	1	1	1	2	0	1	1	1		3.77	
6	2A+3T		8.14 x	0.20	0	1	0	1	0	0	1	0	0		8.34	
7	3Lz+2T+2Lo		10.01 x	0.70	2	1	0	1	1	1	1	1	1		10.71	
8	CSSp4		3.00	0.29	1	1	2	0	1	0	1	0	0		3.29	
9	3Fe+2T	e	5.50 x	-1.10	-2	-2	-2	-2	-1	-1	-2	-1	-1		4.40	
10	3Lo		5.61 x	0.50	1	1	1	1	1	0	0	0	1		6.11	
11	3S		4.62 x	-1.00	-1	-1	-1	-2	-2	-2	-1	-1	-3		3.62	
12	ChSq1		2.00	0.30	0	0	0	0	1	1	1	0	1		2.30	
13	CCoSp3p4		3.50	0.43	1	0	2	0	1	1	1	1	1		3.93	
			<b>62.88</b>													<b>64.53</b>

### Program Components

### Factor

Skating Skills	2.00	8.00	7.50	8.25	7.50	7.75	7.50	8.25	8.00	7.00	7.79
Transition / Linking Footwork	2.00	7.50	7.25	7.75	7.50	7.75	7.00	7.75	7.50	7.25	7.50
Performance / Execution	2.00	7.00	7.00	8.00	7.50	8.00	7.25	7.75	7.75	7.00	7.46
Choreography / Composition	2.00	7.25	7.50	7.75	7.75	8.00	7.25	8.00	7.25	7.00	7.54
Interpretation	2.00	7.00	7.25	8.00	7.75	8.00	7.00	7.75	7.50	7.00	7.46
<b>Judges Total Program Component Score (factored)</b>											<b>75.50</b>

### Deductions:

Falls: -1.00

-1.00

<< Downgraded jump x Credit for highlight distribution, base value multiplied by 1.1 e Wrong edge

# ISU GP Trophée Eric Bompard 2014

## MEN FREE SKATING JUDGES DETAILS PER SKATER

Rank	Name	Nation	Starting Number	Total Segment Score	Total Element Score	Total Program Component Score (factored)	Total Deductions
9	Chafik BESSEGHIER	FRA	7	133.02	62.88	71.14	-1.00

#	Executed Elements	Info	Base Value	GOE	The Judges Panel (in random order)								Ref	Scores of Panel	
1	4T		10.30	0.00	0	1	-1	0	0	0	0	0	0	0	10.30
2	4T+3T		14.40	0.86	1	0	1	1	0	1	1	1	1	1	15.26
3	1Lz		0.60	-0.01	0	0	0	-2	0	0	0	-1	0	0.59	
4	FCSp3		2.80	-0.17	-1	0	-1	0	-1	-1	0	0	-1	2.63	
5	StSq3		3.30	0.71	2	2	1	1	1	1	2	1	2	4.01	
6	2A		3.63 x	0.29	1	1	1	1	0	0	0	0	1	3.92	
7	3A		9.35 x	-3.00	-3	-3	-3	-3	-3	-3	-3	-3	-3	6.35	
8	3Fe	e	4.07 x	-1.40	-2	-2	-2	-2	-2	-2	-2	-2	-1	2.67	
9	ChSq1		2.00	0.30	1	0	1	1	1	0	0	0	0	2.30	
10	3S		4.62 x	-0.50	-1	-1	-1	-1	0	0	-1	0	-1	4.12	
11	2A+2T		5.06 x	-0.07	0	0	-1	0	0	0	0	0	-1	4.99	
12	CCoSp3p4		3.50	-0.13	-1	0	-1	0	-1	0	0	0	-1	3.37	
13	CSSp2		2.30	0.07	0	0	0	0	0	1	1	0	0	2.37	
			<b>65.93</b>											<b>62.88</b>	

### Program Components

### Factor

Skating Skills	2.00	6.75	7.75	7.50	7.50	7.25	7.50	7.00	7.00	6.75	6.75	7.21
Transition / Linking Footwork	2.00	6.50	7.00	7.00	7.25	7.00	7.25	6.00	6.75	6.50	6.50	6.86
Performance / Execution	2.00	6.75	7.50	7.50	7.50	7.00	7.25	6.25	7.00	6.75	7.11	7.11
Choreography / Composition	2.00	7.00	7.00	7.50	7.50	7.25	7.50	7.25	7.00	7.00	7.21	7.21
Interpretation	2.00	7.00	7.00	7.25	7.25	7.25	7.75	7.25	7.00	7.25	7.18	7.18
<b>Judges Total Program Component Score (factored)</b>												<b>71.14</b>

**Deductions:** Falls: -1.00 -1.00

x Credit for highlight distribution, base value multiplied by 1.1 e Wrong edge

Rank	Name	Nation	Starting Number	Total Segment Score	Total Element Score	Total Program Component Score (factored)	Total Deductions
10	Douglas RAZZANO	USA	1	129.26	64.06	65.20	0.00

#	Executed Elements	Info	Base Value	GOE	The Judges Panel (in random order)								Ref	Scores of Panel
1	3A		8.50	-0.14	0	-1	0	0	0	-1	0	0	0	8.36
2	4T<	<	7.20	-2.86	-3	-3	-3	-3	-3	-3	-2	-2	-2	4.34
3	3Lz		6.00	0.00	0	0	0	0	0	0	1	0	0	6.00
4	FSSp4		3.00	0.43	1	1	1	1	1	1	0	1	0	3.43
5	CSp3		2.30	0.57	1	1	1	2	1	1	1	2	1	2.87
6	StSq2		2.60	0.21	1	0	1	1	0	0	0	0	1	2.81
7	3A<+REP	<	4.62 x	-2.86	-3	-3	-3	-3	-2	-3	-3	-2	-3	1.76
8	3T+3T		9.02 x	0.70	1	2	1	1	1	1	1	1	1	9.72
9	3S		4.62 x	0.60	0	1	0	1	1	1	1	1	1	5.22
10	3Lo		5.61 x	0.20	0	0	1	1	0	0	0	1	0	5.81
11	2A+2T+2Lo		7.04 x	0.00	0	0	0	0	0	0	0	0	0	7.04
12	ChSq1		2.00	0.70	1	1	1	1	0	1	1	1	2	2.70
13	CCoSp3p4		3.50	0.50	1	1	1	0	1	1	1	1	1	4.00
			<b>66.01</b>											<b>64.06</b>

### Program Components

### Factor

Skating Skills	2.00	6.75	6.50	7.00	7.00	6.25	6.50	6.50	6.75	7.50	6.71
Transition / Linking Footwork	2.00	6.50	6.50	6.50	6.50	6.00	6.00	6.25	6.50	7.25	6.39
Performance / Execution	2.00	7.00	6.25	6.75	7.00	5.75	6.25	6.50	6.50	7.00	6.61
Choreography / Composition	2.00	6.50	6.00	6.50	6.75	6.25	6.25	6.25	6.50	7.25	6.43
Interpretation	2.00	6.75	6.75	6.25	7.00	5.75	6.00	6.25	6.25	7.25	6.46
<b>Judges Total Program Component Score (factored)</b>											<b>65.20</b>

**Deductions:** 0.00

< Under-rotated jump x Credit for highlight distribution, base value multiplied by 1.1 REP Jump repetition

# ISU GP Trophée Eric Bompard 2014

## MEN FREE SKATING JUDGES DETAILS PER SKATER

Rank	Name	Nation	Starting Number	Total Segment Score	Total Element Score	Program Component Score (factored)	Total Deductions
11	Florent AMODIO	FRA	3	117.93	45.99	72.94	-1.00

#	Executed Elements	Info	Base Value	GOE	The Judges Panel (in random order)										Ref	Scores of Panel
1	4S		10.50	2.00	2	2	2	2	2	2	1	2	2		12.50	
2	2A+2T		4.60	-1.50	-3	-3	-3	-3	-3	-3	-3	-3	-3		3.10	
3	2Lo		1.80	-0.64	-2	-2	-2	-2	-3	-3	-2	-2	-2		1.16	
4	FCSp2		2.30	0.57	2	0	1	1	1	2	1	1	1		2.87	
5	StSq3		3.30	0.86	2	1	1	2	2	3	1	2	2		4.16	
6	3S		4.62 x	0.60	0	1	1	0	1	1	1	1	1		5.22	
7	3Lz		6.60 x	-1.00	-1	-1	-2	-2	-1	-1	-2	-2	-1		5.60	
8	2T+1Lo+2S		3.41 x	-0.09	-1	0	-1	0	0	-1	0	-1	0		3.32	
9	3S*+2T*	*	0.00 x	0.00	-	-	-	-	-	-	-	-	-		0.00	
10	CSSp2		2.30	0.36	1	0	0	1	1	0	1	1	1		2.66	
11	ChSq1		2.00	0.90	0	1	1	1	1	2	1	2	2		2.90	
12	CCoSp3p1		2.00	0.50	1	1	0	1	1	1	1	1	1		2.50	
			<b>43.43</b>												<b>45.99</b>	

Program Components	Factor	Judges										Total
Skating Skills	2.00	6.75	7.75	7.25	7.75	7.50	7.50	7.25	7.50	7.75		7.50
Transition / Linking Footwork	2.00	5.75	7.00	7.00	7.00	6.75	7.50	7.00	7.00	7.50		7.04
Performance / Execution	2.00	6.00	7.25	7.00	7.00	6.50	7.50	7.25	7.00	7.25		7.04
Choreography / Composition	2.00	7.00	7.50	7.25	7.00	7.50	8.00	7.50	7.50	7.75		7.43
Interpretation	2.00	6.75	7.50	7.25	7.50	7.25	8.50	7.50	7.50	7.75		7.46
<b>Judges Total Program Component Score (factored)</b>												<b>72.94</b>

**Deductions:** Falls: -1.00 **-1.00**

\* Invalid element x Credit for highlight distribution, base value multiplied by 1.1

Printed: 22.11.2014 21:59:34

## TROPHEE ERIC BOMPARD 2014 BORDEAUX, NOVEMBER 21-23, 2014

PATINAGE ARTISTIQUE

DANSE SUR GLACE

VITESSE / SHORT-TRACK

PATINAGE SYNCHRONISE

BALLET SUR GLACE

BOBSLEIGH

LUGE

SKELETON

CURLING

### GOODBYE

The Trophée Eric Bompard is over.

It has been a pleasure having you all the Trophée Eric Bompard and we hope you have enjoyed your stay in Bordeaux.

We hope that the Trophée Eric Bompard has been a success for you and we wish you all the very best for the upcoming season and a safe journey home.

Hopefully we will see all of you again some future time.

**FEDERATION FRANÇAISE DES SPORTS DE GLACE**