



Moscow / RUS
October 20 to 22, 2017

Protocol

Protocol

of the

ISU Grand Prix of Figure Skating® 2017 / 2018

Rostelecom Cup 2017

organized by

The Figure Skating Federation of Russia

with the authorization of the

International Skating Union

held in


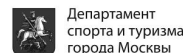
Moscow, Russia

October 20 to 22, 2017

The events of the
ISU Grand Prix of Figure Skating® Rostelecom Cup 2017
took place at the

“Ice Palace Megasport”

an artificial and heated indoor ice surface.



ГЕНЕРАЛЬНЫЙ ПАРТНЕР



РОССИЯ
СЕГОДНЯ

International Skating Union (ISU)

Council

President: Jan Dijkema Netherlands

1st Vice President

Speed Skating Tron Espeli Norway

2nd Vice President

Figure Skating Alexander Lakernik Russia

Members

Figure Skating: Junko Hiramatsu Japan
 Patricia St. Peter U.S.A.
 Marie Lundmark Finland
 Benoit Lavoie Canada
 Maria Teresa Samaranch Spain
 Speed Skating: Yang Yang China
 Jae Youl Kim Korea
 Stoytcho G. Stoytchev Bulgaria
 Roland E. Maillard Switzerland
 Sergio Anesi Italy
 ISU Director General Fredi Schmid Switzerland
 ISU Figure Skating Sports Director Charles Z. Cyr U.S.A.
 Krisztina Regöczy Hungary
 ISU Speed Skating Sports Director Hugo Herrnhof Italy

Technical Committees

Single & Pair Skating

Chairperson: Fabio Bianchetti Italy
 Members: Susan Lynch Australia
 Yukiko Okabe Japan
 Rita Zonnekeyn Belgium
 Appointed Skater: John Coughlin U.S.A.
 Appointed Coach: Patrick Meier Switzerland

Ice Dance

Chairperson: Halina Gordon-Poltorak Poland
 Members: Shawn Rettstatt U.S.A.
 Alla Shekhovtsova Russia
 Hilary Selby Great Britain
 Appointed Skater: Nathalie Pechalat France
 Appointed Coach: Maurizio Margaglio Italy

Synchronized Skating

Chairperson: Christopher Buchanan Great Britain
 Members: Mika Saarelainen Finland
 Petra Tyrbo Sweden
 Lois Long U.S.A.
 Appointed Skater: Roberta Giuliani Italy
 Appointed Coach: Cathy Dalton Canada

Time Schedule

Thursday, October 19, 2017	11:00	Medical Meeting
	16:00	Team Leader Meeting
	17:00	Referee & Technical Controller Meeting
	18:00	Judges Meeting
	20:00	Opening Ceremony
Friday, October 20, 2017	14:00	MEN – Short Program
	16:00	ICE DANCE – Short Dance
	17:45	Opening Ceremony on Ice
	18:30	PAIRS – Short Program
	20:00	LADIES – Short Program
Saturday, October 21, 2017	13:30	MEN – Free Skating
	15:45	ICE DANCE – Free Dance
	17:35	PAIRS – Free Skating
	19:20	LADIES – Free Skating
Sunday, October 22, 2017	14:00	Victory Ceremonies – Men, Ice Dance, Pairs, Ladies
	15:00	Exhibition Gala
	19:00	Closing Banquet

ISU Event Officials

ISU Representative

Ms. Marie LUNDMARK

ISU Event Coordinator

Mr. Dingding LIU
 Mr. Wieland LÜDERS

MEN

Referee
 Technical Controller
 Technical Specialist
 Assistant Technical Specialist
 Data Operator
 Replay Operator

Ms. Ekaterina SEROVA
 Ms. Leena LAAKSONEN
 Ms. Vanessa GUSMEROLI
 Ms. Olga MARKOVA
 Mr. Sarkis TEWANIAN
 Mr. Ronny BANFI

LADIES

Referee
 Technical Controller
 Technical Specialist
 Assistant Technical Specialist
 Data Operator
 Replay Operator

Mr. Matjaz KRUSEC
 Ms. Leena LAAKSONEN
 Ms. Zuzana HOROSCAKOVA
 Ms. Vanessa GUSMEROLI
 Mr. Ronny BANFI
 Mr. Sarkis TEWANIAN

PAIRS

Referee
 Technical Controller
 Technical Specialist
 Assistant Technical Specialist
 Data Operator
 Replay Operator

Ms. Ekaterina SEROVA
 Ms. Florence VUYLSTEKER
 Mr. Troy GOLDSTEIN
 Mr. Soltan KOKOEV
 Mr. Sarkis TEWANIAN
 Mr. Ronny BANFI

ICE DANCE

Referee
 Technical Controller
 Technical Specialist
 Assistant Technical Specialist
 Data Operator
 Replay Operator

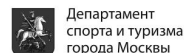
Ms. Rossella CECCATTINI
 Ms. Linda LEAVER
 Mr. Denis SAMOKHIN
 Ms. Monica MCDONALD
 Mr. Ronny BANFI
 Mr. Sarkis TEWANIAN

ISU GP Rostelecom Cup 2017

Participating ISU Members and Entries

Member		Men	Ladies	Pairs	Ice Dance	Total
Armenia	ARM	0	1	0	0	1
Austria	AUT	0	0	1	0	2
Canada	CAN	1	0	1	1	5
Czech Republic	CZE	0	0	0	1	2
France	FRA	0	1	0	1	3
Georgia	GEO	1	0	0	0	1
Germany	GER	0	1	0	0	1
Israel	ISR	1	0	0	0	1
Italy	ITA	0	1	1	1	5
Japan	JPN	1	2	1	0	5
Kazakhstan	KAZ	1	1	0	0	2
Latvia	LAT	1	0	0	0	1
Russia	RUS	3	3	3	3	18
Turkey	TUR	0	0	0	1	2
United States of America	USA	2	2	1	2	10
Uzbekistan	UZB	1	0	0	0	1
		12	12	8	10	60
Nations	16	9	8	6	7	

16.10.2017 15:25:37



ГЕНЕРАЛЬНЫЙ ПАРТНЕР



РОССИЯ СЕГОДНЯ

EXECUTIVE COMMITTEE

Head of Executive Board
Alexander KOGAN

DSZM, Director General
Alexander POLINSKI

Technical Manager
Sergei KONONYKHIN

Sports Manager
Olga KOZHEMYAKINA

General Coordinator

Finance Manager
Olga GERASIMOVA

Medical Service
Viktor ANIKANOV

Secretariat
Oksana SMORODINA

Media&Press Manager
Nikolai DOLGOPOLOV
Andrei PETROV

Information and Accreditation
Oleg GRUZDEV

Accommodation
Ekaterina EGOROVA

Transportation
Elena SHANAUROVA


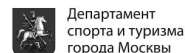
Sport Facilities
Andrei MATKOV

Meals at Sport Facilities
Elena LINKOVA

Meals in Hotel
Sergei GOLUBKOV

Practices
Svetlana KANDYBA

Music
Natalia LEBEDEVA



ГЕНЕРАЛЬНЫЙ ПАРТНЕР



ISU GP Rostelecom Cup 2017

MEN

Megasport	20 Oct 2017 21 Oct 2017	Short Program Free Skating
------------------	----------------------------	-------------------------------

Size of Skating Area	:	30m*60m
Ice Conditions	:	very good
Number of Entries	:	12
Number of Participants	:	12

Entry Withdrawn	:	
-----------------	---	--

Short Program			
Duration	:	2:40	+ - 10 Sec.
Segment Factor	:	1.00	
Program Component Factors			
	Skating Skills		1.00
	Transitions		1.00
	Performance		1.00
	Composition		1.00
	Interpretation of the Music		1.00

Free Skating			
Duration	:	4:30	+ - 10 Sec.
Segment Factor	:	1.00	
Program Components Factors			
	Skating Skills		2.00
	Transitions		2.00
	Performance		2.00
	Composition		2.00
	Interpretation of the Music		2.00

ISU GP Rostelecom Cup 2017

PANEL OF JUDGES

MEN

Officials

Technical Controller	Ms. Leena LAAKSONEN	ISU
Technical Specialist	Ms. Vanessa GUSMEROLI	ISU
Assistant Technical Specialist	Ms. Olga MARKOVA	ISU

Judges

Referee	Ms. Ekaterina SEROVA	ISU
Judge No.1	Ms. Agita ABELE	LAT
Judge No.2	Ms. Tatiana SHARKINA	RUS
Judge No.3	Ms. Etsuko AZUMA	JPN
Judge No.4	Mr. Yuri GUSKOV	KAZ
Judge No.5	Ms. Anna KANTOR	ISR
Judge No.6	Ms. Lorrie PARKER	USA
Judge No.7	Ms. Lynne DEY	CAN
Judge No.8	Ms. Saodat NUMANOVA	UZB
Judge No.9	Ms. Veronique VERRUE	FRA

Data/Replay Operator

Data Operator	Mr. Sarkis TEWANIAN	ISU
Replay Operator	Mr. Ronny BANFI	ISU

ISU GP Rostelecom Cup 2017

RESULTS

MEN FINAL RESULT

Pl.	Name	Nation	Total Score	SP	FS
1	Nathan CHEN	USA	293.79	1	2
2	Yuzuru HANYU	JPN	290.77	2	1
3	Mikhail KOLYADA	RUS	271.06	4	3
4	Misha GE	UZB	255.33	5	4
5	Moris KVITELASHVILI	GEO	250.26	8	5
6	Dmitri ALIEV	RUS	239.61	3	7
7	Nam NGUYEN	CAN	238.45	7	6
8	Deniss VASILJEVS	LAT	227.53	6	9
9	Denis TEN	KAZ	214.35	10	8
10	Andrei LAZUKIN	RUS	212.14	9	11
11	Grant HOCHSTEIN	USA	206.09	11	10
12	Daniel SAMOHIN	ISR	183.79	12	12



Ms. Ekaterina SEROVA ISU

Referee



Ms. Leena LAAKSONEN ISU

Technical Controller

ISU GP Rostelecom Cup 2017

RESULTS

MEN SHORT PROGRAM

Pl.	Name	Nation	Total Segment Score
1	Nathan CHEN	USA	100.54
2	Yuzuru HANYU	JPN	94.85
3	Dmitri ALIEV	RUS	88.77
4	Mikhail KOLYADA	RUS	85.79
5	Misha GE	UZB	85.02
6	Deniss VASILJEVS	LAT	82.44
7	Nam NGUYEN	CAN	80.74
8	Moris KVITELASHVILI	GEO	80.67
9	Andrei LAZUKIN	RUS	78.54
10	Denis TEN	KAZ	69.00
11	Grant HOCHSTEIN	USA	67.56
12	Daniel SAMOHIN	ISR	62.02

Printed: 20/10/2017 15:34:45

ISU GP Rostelecom Cup 2017

MEN SHORT PROGRAM JUDGES DETAILS PER SKATER

Rank	Name	Nation	Starting Number	Total Segment Score	Total Element Score	Program Score (factored)	Component Score (factored)	Total Deductions
1	Nathan CHEN	USA	10	100.54	57.57		42.97	0.00

#	Executed Elements	Info	Base Value	GOE	J1	J2	J3	J4	J5	J6	J7	J8	J9	Ref	Scores of Panel
1	4Lz+3T		17.90	1.57	2	1	2	1	2	2	1	1	2		19.47
2	FSSp4		3.00	0.86	1	1	2	2	2	2	2	1	2		3.86
3	CCSp3		2.80	0.21	0	0	0	1	1	0	1	0	1		3.01
4	4F		13.53	x -1.03	0	-1	0	-1	0	-2	-2	-1	-1		12.50
5	3A		9.35	x -0.86	0	-1	-1	-1	-1	-1	-1	-1	0		8.49
6	StSq4		3.90	1.70	3	2	2	2	2	3	3	2	3		5.60
7	CCoSp4		3.50	1.14	3	1	2	1	2	3	3	2	3		4.64
			53.98												57.57
	Program Components			Factor											
	Skating Skills			1.00	9.25	8.25	9.00	8.00	8.50	9.00	8.50	8.00	9.00		8.61
	Transitions			1.00	8.75	8.00	8.50	7.75	8.25	9.25	8.50	7.75	9.00		8.39
	Performance			1.00	9.00	8.00	8.50	8.00	8.50	9.25	8.75	8.25	9.25		8.61
	Composition			1.00	9.00	8.25	8.25	8.00	8.50	9.25	9.00	8.25	8.75		8.57
	Interpretation of the Music			1.00	9.25	8.00	9.00	8.25	8.50	9.00	9.00	8.50	9.25		8.79
	Judges Total Program Component Score (factored)														42.97

Deductions		0.00
-------------------	--	-------------

x Credit for highlight distribution, base value multiplied by 1.1

Rank	Name	Nation	Starting Number	Total Segment Score	Total Element Score	Program Score (factored)	Component Score (factored)	Total Deductions
2	Yuzuru HANYU	JPN	12	94.85	49.24		46.61	1.00

#	Executed Elements	Info	Base Value	GOE	J1	J2	J3	J4	J5	J6	J7	J8	J9	Ref	Scores of Panel
1	4Lo<	<	8.40	-2.06	-2	-1	-1	-1	-2	-3	-2	-2	-2		6.34
2	FCSp4		3.20	1.00	2	2	2	2	2	2	2	2	2		4.20
3	CSSp4		3.00	0.86	1	2	1	3	1	2	2	2	2		3.86
4	3A		9.35	x 3.00	3	3	3	3	3	3	3	3	3		12.35
5	4T+3T		16.06	x -3.54	-3	-3	-3	-2	-3	-2	-3	-3	-2		12.52
6	StSq4		3.90	2.00	3	3	3	2	2	3	3	3	3		5.90
7	CCoSp3		3.00	1.07	2	2	2	2	2	3	3	2	2		4.07
			46.91												49.24
	Program Components			Factor											
	Skating Skills			1.00	9.75	9.50	9.50	9.50	9.50	9.25	9.25	9.25	9.50		9.43
	Transitions			1.00	9.50	9.25	9.00	9.00	9.25	9.25	9.00	9.25	9.25		9.18
	Performance			1.00	9.25	9.25	9.00	9.25	9.25	9.00	8.75	9.50	9.50		9.21
	Composition			1.00	9.75	9.50	9.25	9.25	9.50	9.50	9.50	9.50	9.25		9.43
	Interpretation of the Music			1.00	9.50	9.50	9.50	9.25	9.25	9.50	9.25	9.25	9.25		9.36
	Judges Total Program Component Score (factored)														46.61

Deductions	Falls: -1.00(1)	-1.00
-------------------	-----------------	--------------

< Under-rotated jump x Credit for highlight distribution, base value multiplied by 1.1

ISU GP Rostelecom Cup 2017

MEN SHORT PROGRAM JUDGES DETAILS PER SKATER

Rank	Name	Nation	Starting Number	Total Segment Score	Total Element Score	Total Program Component Score (factored)	Total Deductions
3	Dmitri ALIEV	RUS	8	88.77	48.45	40.32	0.00

#	Executed Elements	Info	Base Value	GOE	J1	J2	J3	J4	J5	J6	J7	J8	J9	Ref	Scores of Panel
1	3Lz+3T		10.30	0.80	1	1	2	1	1	1	1	1	2		11.10
2	4T		10.30	1.43	2	2	2	1	2	1	0	1	1		11.73
3	CSSp4		3.00	0.86	2	2	1	2	2	1	2	2	1		3.86
4	3A		9.35	x 0.57	1	1	0	1	0	1	0	0	1		9.92
5	FCSp3		2.80	0.21	0	1	1	1	1	0	0	0	0		3.01
6	StSq4		3.90	1.00	2	2	1	2	1	1	1	2	1		4.90
7	CCoSp4		3.50	0.43	1	1	1	1	1	1	0	0	1		3.93
			43.15												48.45
	Program Components			Factor											
	Skating Skills			1.00	8.50	8.50	7.50	8.25	8.25	8.00	8.00	8.00	8.25		8.18
	Transitions			1.00	8.25	8.25	7.75	8.00	8.00	7.75	7.75	7.75	7.50		7.89
	Performance			1.00	8.50	8.50	8.00	8.25	8.00	8.25	7.75	8.25	7.75		8.14
	Composition			1.00	8.25	8.50	8.00	8.25	8.25	8.00	7.25	8.25	7.50		8.07
	Interpretation of the Music			1.00	8.25	8.50	7.75	8.25	8.25	8.00	7.75	8.00	7.75		8.04
	Judges Total Program Component Score (factored)														40.32

Deductions	0.00
------------	------

x Credit for highlight distribution, base value multiplied by 1.1

Rank	Name	Nation	Starting Number	Total Segment Score	Total Element Score	Total Program Component Score (factored)	Total Deductions
4	Mikhail KOLYADA	RUS	11	85.79	42.19	43.60	0.00

#	Executed Elements	Info	Base Value	GOE	J1	J2	J3	J4	J5	J6	J7	J8	J9	Ref	Scores of Panel
1	3Lz		6.00	0.90	2	1	3	2	2	-2	0	2	0		6.90
2	4T+COMBO		10.30	-4.00	-3	-3	-3	-3	-3	-3	-3	-3	-3		6.30
3	FSSp4		3.00	1.00	2	2	2	2	2	1	2	2	2		4.00
4	3A		9.35	x 2.14	2	3	3	2	2	2	2	2	1		11.49
5	CCSp4		3.20	1.00	2	2	2	1	2	2	2	2	2		4.20
6	StSq4		3.90	0.90	3	2	1	1	1	1	1	2	0		4.80
7	CCoSp4		3.50	1.00	2	2	2	2	2	2	2	2	2		4.50
			39.25												42.19
	Program Components			Factor											
	Skating Skills			1.00	9.50	9.25	9.50	8.75	9.00	8.50	8.75	9.00	7.75		8.96
	Transitions			1.00	9.00	8.75	9.00	8.00	8.50	8.25	8.50	8.75	7.00		8.54
	Performance			1.00	9.25	8.75	9.25	8.50	8.75	8.25	8.50	8.75	7.50		8.68
	Composition			1.00	9.50	9.00	9.25	8.50	8.75	8.50	8.00	9.00	7.50		8.71
	Interpretation of the Music			1.00	9.25	9.00	8.75	8.50	9.00	8.50	8.50	8.75	7.25		8.71
	Judges Total Program Component Score (factored)														43.60

Deductions	0.00
------------	------

x Credit for highlight distribution, base value multiplied by 1.1

ISU GP Rostelecom Cup 2017

MEN SHORT PROGRAM JUDGES DETAILS PER SKATER

Rank	Name	Nation	Starting Number	Total Segment Score	Total Element Score	Total Program Component Score (factored)	Total Deductions
5	Misha GE	UZB	6	85.02	43.39	41.63	0.00

#	Executed Elements	Info	Base Value	GOE	J1	J2	J3	J4	J5	J6	J7	J8	J9	Ref	Scores of Panel
1	3A		8.50	0.14	1	0	0	0	0	0	0	1	0		8.64
2	3Lz+3T		10.30	0.70	1	1	2	1	1	1	1	1	1		11.00
3	CCSp4		3.20	0.50	1	1	1	2	1	1	1	1	1		3.70
4	3F	x	5.83	0.70	1	1	2	1	1	1	1	1	1		6.53
5	FSSp3		2.60	0.93	2	2	2	2	1	2	2	2	1		3.53
6	StSq4		3.90	1.80	3	2	3	2	2	3	3	3	2		5.70
7	CCoSp4		3.50	0.79	2	1	2	1	1	2	2	1	2		4.29
			37.83												43.39
	Program Components			Factor											
	Skating Skills			1.00	8.25	8.00	8.25	8.25	7.75	8.00	8.00	8.25	7.25		8.07
	Transitions			1.00	8.25	8.00	8.00	8.00	7.50	8.00	8.25	8.25	7.25		8.00
	Performance			1.00	8.50	8.25	8.50	8.50	7.75	8.75	8.75	8.75	8.00		8.46
	Composition			1.00	8.50	8.50	8.50	8.50	8.00	8.25	8.75	8.50	7.75		8.39
	Interpretation of the Music			1.00	9.00	8.50	9.25	8.75	8.25	9.00	8.75	8.75	8.00		8.71
	Judges Total Program Component Score (factored)														41.63

Deductions	0.00
-------------------	-------------

x Credit for highlight distribution, base value multiplied by 1.1

Rank	Name	Nation	Starting Number	Total Segment Score	Total Element Score	Total Program Component Score (factored)	Total Deductions
6	Deniss VASILJEVS	LAT	7	82.44	42.33	40.11	0.00

#	Executed Elements	Info	Base Value	GOE	J1	J2	J3	J4	J5	J6	J7	J8	J9	Ref	Scores of Panel
1	3Lz+3T		10.30	1.10	2	2	2	1	1	2	1	1	2		11.40
2	3A		8.50	-0.14	0	1	0	0	0	0	-1	-1	0		8.36
3	CCSp3		2.80	0.57	1	1	1	2	1	0	2	1	1		3.37
4	3F	x	5.83	1.00	2	2	2	1	1	1	1	1	2		6.83
5	CCoSp3V		2.50	0.57	1	1	2	1	1	1	1	1	2		3.07
6	StSq4		3.90	1.40	2	2	2	2	2	2	1	2	2		5.30
7	FSSp4		3.00	1.00	2	2	2	2	2	2	2	2	2		4.00
			36.83												42.33
	Program Components			Factor											
	Skating Skills			1.00	8.25	8.25	8.00	7.75	8.25	8.00	7.75	7.75	7.50		7.96
	Transitions			1.00	8.00	8.00	8.00	7.50	7.75	8.00	7.75	7.50	7.50		7.79
	Performance			1.00	8.50	8.25	8.25	8.00	7.75	8.25	8.25	8.00	7.75		8.11
	Composition			1.00	8.25	8.50	8.25	8.00	8.00	8.50	7.75	7.75	7.75		8.07
	Interpretation of the Music			1.00	8.50	8.25	8.50	8.00	8.00	8.50	8.00	7.75	8.00		8.18
	Judges Total Program Component Score (factored)														40.11

Deductions	0.00
-------------------	-------------

x Credit for highlight distribution, base value multiplied by 1.1

ISU GP Rostelecom Cup 2017

MEN SHORT PROGRAM JUDGES DETAILS PER SKATER

Rank	Name	Nation	Starting Number	Total Segment Score	Total Element Score	Total Program Component Score (factored)	Total Deductions
7	Nam NGUYEN	CAN	4	80.74	45.41	36.33	1.00

#	Executed Elements	Info	Base Value	GOE	J1	J2	J3	J4	J5	J6	J7	J8	J9	Ref	Scores of Panel
1	4S+3T		14.80	0.57	1	1	1	0	0	1	0	0	1		15.37
2	4T		10.30	-4.00	-3	-3	-3	-3	-3	-3	-3	-3	-3		6.30
3	FCSp3		2.80	0.07	0	0	1	-1	0	0	0	0	1		2.87
4	3A	x	9.35	0.29	0	0	1	0	0	1	1	0	0		9.64
5	CSSp4		3.00	0.36	0	1	1	0	1	1	0	1	1		3.36
6	StSq3		3.30	0.50	1	1	1	0	1	1	1	1	1		3.80
7	CCoSp4		3.50	0.57	1	1	1	1	1	2	1	0	2		4.07
			47.05												45.41
	Program Components			Factor											
	Skating Skills			1.00	7.50	7.75	6.75	6.75	7.50	7.75	7.50	7.50	7.75		7.46
	Transitions			1.00	7.00	7.00	6.75	6.50	7.25	7.50	6.75	7.25	7.00		7.00
	Performance			1.00	7.50	7.25	7.00	7.00	7.25	7.50	7.00	7.50	7.50		7.29
	Composition			1.00	7.25	7.25	7.50	7.00	7.50	7.75	7.00	7.25	7.25		7.29
	Interpretation of the Music			1.00	7.25	7.25	6.75	7.00	7.50	7.75	7.25	7.25	7.50		7.29
	Judges Total Program Component Score (factored)														36.33

Deductions	Falls: -1.00(1)	-1.00
-------------------	-----------------	--------------

x Credit for highlight distribution, base value multiplied by 1.1

Rank	Name	Nation	Starting Number	Total Segment Score	Total Element Score	Total Program Component Score (factored)	Total Deductions
8	Moris KVITELASHVILI	GEO	2	80.67	44.66	37.01	1.00

#	Executed Elements	Info	Base Value	GOE	J1	J2	J3	J4	J5	J6	J7	J8	J9	Ref	Scores of Panel
1	3A		8.50	0.71	1	1	1	0	0	2	1	-1	1		9.21
2	4S+2T		11.80	0.86	1	1	2	0	0	1	1	1	1		12.66
3	FCSp4		3.20	0.50	1	1	1	1	1	0	1	1	1		3.70
4	CSSp3		2.60	0.36	1	0	0	1	0	1	1	1	2		2.96
5	4T	x	11.33	-4.00	-3	-3	-3	-3	-3	-3	-3	-3	-3		7.33
6	StSq4		3.90	0.90	2	1	2	2	1	1	1	1	1		4.80
7	CCoSp4		3.50	0.50	2	1	1	1	1	1	1	1	1		4.00
			44.83												44.66
	Program Components			Factor											
	Skating Skills			1.00	8.25	7.75	7.75	7.00	7.50	7.50	7.25	7.50	7.50		7.54
	Transitions			1.00	8.00	7.50	7.50	6.50	7.25	7.25	7.00	7.25	7.25		7.29
	Performance			1.00	8.25	7.25	7.50	7.00	7.25	7.50	6.75	7.50	7.50		7.36
	Composition			1.00	8.50	7.50	7.75	7.00	7.50	7.50	6.75	7.25	7.25		7.39
	Interpretation of the Music			1.00	8.25	7.25	8.00	7.00	7.50	7.50	6.75	7.50	7.25		7.43
	Judges Total Program Component Score (factored)														37.01

Deductions	Falls: -1.00(1)	-1.00
-------------------	-----------------	--------------

x Credit for highlight distribution, base value multiplied by 1.1

ISU GP Rostelecom Cup 2017

MEN SHORT PROGRAM JUDGES DETAILS PER SKATER

Rank	Name	Nation	Starting Number	Total Segment Score	Total Element Score	Total Program Component Score (factored)	Total Deductions
9	Andrei LAZUKIN	RUS	1	78.54	42.47	36.07	0.00

#	Executed Elements	Info	Base Value	GOE	J1	J2	J3	J4	J5	J6	J7	J8	J9	Ref	Scores of Panel
1	4T+2T		11.60	0.57	0	1	2	0	0	1	1	0	1		12.17
2	3A		8.50	0.71	1	1	1	0	1	1	0	0	1		9.21
3	FCSp3		2.80	0.79	2	2	2	1	1	1	2	1	2		3.59
4	3F		5.83	x 0.30	0	1	1	0	1	0	0	0	1		6.13
5	CCoSp4		3.50	0.64	1	1	2	1	1	2	1	1	2		4.14
6	StSq3		3.30	0.57	1	1	2	1	1	1	1	1	2		3.87
7	CSSp4		3.00	0.36	0	1	0	1	1	1	0	1	2		3.36
			38.53												42.47
Program Components				Factor											
Skating Skills				1.00	7.25	7.50	7.50	6.75	7.25	7.00	6.50	7.25	7.75		7.21
Transitions				1.00	6.75	7.25	7.50	6.75	7.00	6.75	6.25	7.00	7.50		7.00
Performance				1.00	7.00	7.75	8.25	7.00	7.25	7.50	6.50	7.50	7.50		7.36
Composition				1.00	7.00	7.50	7.75	7.00	7.25	7.00	7.00	7.25	8.00		7.25
Interpretation of the Music				1.00	7.25	7.50	7.25	7.00	7.25	7.25	6.75	7.25	7.75		7.25
Judges Total Program Component Score (factored)														36.07	

Deductions	0.00
-------------------	-------------

x Credit for highlight distribution, base value multiplied by 1.1

Rank	Name	Nation	Starting Number	Total Segment Score	Total Element Score	Total Program Component Score (factored)	Total Deductions
10	Denis TEN	KAZ	3	69.00	29.82	41.18	2.00

#	Executed Elements	Info	Base Value	GOE	J1	J2	J3	J4	J5	J6	J7	J8	J9	Ref	Scores of Panel
1	4S<	<	8.10	-3.54	-3	-2	-3	-3	-3	-3	-2	-3	-2		4.56
2	4T<<+COMBO	<<	4.30	-2.10	-3	-3	-3	-3	-3	-3	-3	-3	-3		2.20
3	CCSp4		3.20	0.36	1	1	0	2	1	0	1	0	1		3.56
4	3A		9.35	x -3.00	-3	-3	-3	-2	-3	-3	-3	-3	-3		6.35
5	CCoSp3		3.00	0.79	1	1	1	2	2	2	2	1	2		3.79
6	StSq4		3.90	1.60	3	2	3	2	2	2	3	2	2		5.50
7	FSSp4		3.00	0.86	2	1	2	2	2	1	3	1	2		3.86
			34.85												29.82
Program Components				Factor											
Skating Skills				1.00	8.75	8.50	7.50	8.75	8.50	8.50	8.25	8.25	7.75		8.36
Transitions				1.00	8.25	8.25	6.75	8.50	8.25	8.00	8.00	8.00	7.25		8.00
Performance				1.00	7.75	8.50	6.75	8.50	8.00	8.00	8.00	8.25	7.50		8.00
Composition				1.00	9.00	8.75	7.50	8.75	8.50	8.50	8.25	8.50	7.25		8.39
Interpretation of the Music				1.00	8.50	8.75	7.75	8.75	8.50	8.50	8.50	8.50	7.50		8.43
Judges Total Program Component Score (factored)														41.18	

Deductions	Falls: -2.00(2)	-2.00
-------------------	-----------------	--------------

< Under-rotated jump << Downgraded jump x Credit for highlight distribution, base value multiplied by 1.1

ISU GP Rostelecom Cup 2017

MEN SHORT PROGRAM JUDGES DETAILS PER SKATER

Rank	Name	Nation	Starting Number	Total Segment Score	Total Element Score	Total Program Component Score (factored)	Total Deductions
11	Grant HOCHSTEIN	USA	5	67.56	31.33	37.23	1.00

#	Executed Elements	Info	Base Value	GOE	J1	J2	J3	J4	J5	J6	J7	J8	J9	Ref	Scores of Panel
1	4T		10.30	-4.00	-3	-3	-3	-3	-3	-3	-3	-3	-3		6.30
2	3A		8.50	-2.14	-2	-2	-2	-3	-3	-2	-2	-2	-2		6.36
3	CCSp2		2.30	0.57	1	1	2	0	1	1	2	0	2		2.87
4	CCoSp4		3.50	0.79	2	1	2	1	1	2	2	1	2		4.29
5	3Lze+2T	e	6.05	x -1.50	-2	-3	-1	-2	-2	-2	-3	-2	-2		4.55
6	StSq2		2.60	0.50	1	1	1	1	0	2	1	1	1		3.10
7	FSSp4		3.00	0.86	2	2	2	1	1	2	2	1	2		3.86
			36.25												31.33
Program Components			Factor												
Skating Skills			1.00		7.75	7.50	7.50	7.50	7.75	7.75	7.00	7.50	7.75		7.61
Transitions			1.00		7.50	7.25	7.50	7.00	7.50	7.50	7.00	7.25	7.50		7.36
Performance			1.00		7.50	7.00	7.00	6.75	7.25	7.75	7.25	7.25	7.75		7.29
Composition			1.00		7.75	7.25	7.25	7.00	7.50	8.25	7.50	7.25	7.50		7.43
Interpretation of the Music			1.00		7.50	7.50	7.50	7.00	7.50	8.50	7.50	7.50	7.75		7.54
Judges Total Program Component Score (factored)															37.23

Deductions	Falls: -1.00(1)	-1.00
-------------------	-----------------	--------------

x Credit for highlight distribution, base value multiplied by 1.1 e Wrong edge

Rank	Name	Nation	Starting Number	Total Segment Score	Total Element Score	Total Program Component Score (factored)	Total Deductions
12	Daniel SAMOHIN	ISR	9	62.02	25.37	36.65	0.00

#	Executed Elements	Info	Base Value	GOE	J1	J2	J3	J4	J5	J6	J7	J8	J9	Ref	Scores of Panel
1	4S		10.50	-3.54	0	-3	-3	-2	-3	-3	-3	-3	-2		6.96
2	3A		8.50	-1.43	0	-1	-2	-1	-2	-2	-1	-2	-1		7.07
3	CCoSp4V		3.00	-0.13	-1	0	-1	1	0	0	-1	-1	0		2.87
4	2T+COMBO	x	1.43	-0.60	-3	-3	-3	-3	-3	-3	-3	-3	-3		0.83
5	FCSp2		2.30	0.21	1	0	0	1	1	1	0	0	0		2.51
6	StSq2		2.60	-0.50	0	-1	-1	-1	-1	-2	-1	-1	-1		2.10
7	CSSp3		2.60	0.43	1	1	0	1	1	1	1	1	0		3.03
			30.93												25.37
Program Components			Factor												
Skating Skills			1.00		8.50	7.50	7.25	7.75	7.50	6.50	7.75	7.75	7.25		7.54
Transitions			1.00		8.25	7.00	7.25	7.25	7.25	6.00	7.50	7.25	6.75		7.18
Performance			1.00		8.00	7.00	7.00	7.00	7.25	6.25	7.25	7.00	7.00		7.07
Composition			1.00		8.25	7.50	7.50	7.50	7.75	6.50	7.25	7.25	7.25		7.43
Interpretation of the Music			1.00		8.00	7.25	7.75	7.50	7.75	6.75	7.50	7.25	7.00		7.43
Judges Total Program Component Score (factored)															36.65

Deductions		0.00
-------------------	--	-------------

x Credit for highlight distribution, base value multiplied by 1.1

ISU GP Rostelecom Cup 2017

RESULTS

MEN FREE SKATING

Pl.	Name	Nation	Total Segment Score
1	Yuzuru HANYU	JPN	195.92
2	Nathan CHEN	USA	193.25
3	Mikhail KOLYADA	RUS	185.27
4	Misha GE	UZB	170.31
5	Moris KVITELASHVILI	GEO	169.59
6	Nam NGUYEN	CAN	157.71
7	Dmitri ALIEV	RUS	150.84
8	Denis TEN	KAZ	145.35
9	Deniss VASILJEVS	LAT	145.09
10	Grant HOCHSTEIN	USA	138.53
11	Andrei LAZUKIN	RUS	133.60
12	Daniel SAMOHIN	ISR	121.77

Printed: 21/10/2017 15:31:05

ISU GP Rostelecom Cup 2017

MEN FREE SKATING JUDGES DETAILS PER SKATER

Rank	Name	Nation	Starting Number	Total Segment Score	Total Element Score	Total Program Score (factored)	Total Component Score (factored)	Total Deductions
1	Yuzuru HANYU	JPN	11	195.92	101.54		94.38	0.00

#	Executed Elements	Info	Base Value	GOE	J1	J2	J3	J4	J5	J6	J7	J8	J9	Ref	Scores of Panel
1	4Lz		13.60	1.14	1	1	1	1	3	1	0	2	1		14.74
2	3Lo		5.10	0.60	1	1	1	0	1	0	1	1	1		5.70
3	3F		5.30	1.60	2	3	2	2	3	2	3	2	2		6.90
4	FCCoSp4		3.50	1.00	2	2	1	3	2	2	2	2	2		4.50
5	StSq3		3.30	1.29	3	2	2	3	3	2	3	3	2		4.59
6	4S		11.55	x -0.69	-1	0	0	-1	0	-1	0	-1	-1		10.86
7	2T		1.43	x 0.03	0	1	0	0	0	0	0	1	0		1.46
8	4T+3T		16.06	x 1.71	2	1	3	1	2	1	2	2	2		17.77
9	3A+2T		10.78	x 1.86	2	2	2	1	2	1	2	3	2		12.64
10	3A		9.35	x 0.86	1	1	1	1	2	0	1	0	1		10.21
11	FCSSp4		3.00	0.57	1	1	1	2	2	1	1	1	1		3.57
12	ChSq1		2.00	2.10	3	3	3	3	3	3	2	3	3		4.10
13	CCoSp4		3.50	1.00	2	2	2	2	2	1	2	2	2		4.50
			88.47												101.54
Program Components			Factor												
Skating Skills			2.00		9.75	9.50	9.75	9.25	9.50	9.50	9.50	9.50	9.50		9.54
Transitions			2.00		9.00	9.25	9.25	9.00	9.25	9.25	9.00	9.50	9.25		9.18
Performance			2.00		9.00	9.50	9.50	9.25	9.50	9.50	9.50	9.75	9.25		9.43
Composition			2.00		9.50	9.50	9.50	9.25	9.75	9.50	9.50	9.50	9.50		9.50
Interpretation of the Music			2.00		9.00	9.50	9.75	9.50	9.75	9.50	9.50	9.75	9.25		9.54
Judges Total Program Component Score (factored)															94.38

Deductions	0.00
-------------------	-------------

x Credit for highlight distribution, base value multiplied by 1.1

Rank	Name	Nation	Starting Number	Total Segment Score	Total Element Score	Total Program Score (factored)	Total Component Score (factored)	Total Deductions
2	Nathan CHEN	USA	12	193.25	104.85		88.40	0.00

#	Executed Elements	Info	Base Value	GOE	J1	J2	J3	J4	J5	J6	J7	J8	J9	Ref	Scores of Panel
1	4Lz+3T		17.90	2.00	2	2	2	2	2	2	2	3	2		19.90
2	4F		12.30	1.71	2	2	2	1	2	1	1	2	2		14.01
3	4S		10.50	0.57	0	1	0	0	2	0	-1	1	2		11.07
4	CCSp4		3.20	0.64	1	1	1	1	2	1	2	1	2		3.84
5	StSq3		3.30	1.00	2	2	2	2	2	2	3	2	2		4.30
6	4T+2T+2Lo		14.74	x 1.71	2	1	2	2	2	1	1	2	2		16.45
7	2T		1.43	x 0.00	0	0	0	0	0	0	-1	0	0		1.43
8	3A		9.35	x -0.71	-1	-1	0	-1	0	-1	0	-1	-1		8.64
9	3A+2T<*	*	9.35	x -1.71	-2	-2	-1	-2	-1	-2	-2	-2	-1		7.64
10	3Lz		6.60	x 0.80	1	1	1	1	2	1	1	1	2		7.40
11	ChSq1		2.00	1.40	2	2	2	1	2	2	3	2	2		3.40
12	FCCoSp4		3.50	0.93	1	1	2	2	2	2	3	2	2		4.43
13	CCoSp1V		1.70	0.64	1	1	1	1	2	1	2	1	2		2.34
			95.87												104.85
Program Components			Factor												
Skating Skills			2.00		9.00	8.75	9.75	9.00	8.75	9.25	8.75	8.50	9.25		8.96
Transitions			2.00		8.50	8.50	9.50	8.50	8.25	9.00	8.50	8.50	8.50		8.57
Performance			2.00		8.25	8.75	9.75	9.00	8.50	9.25	9.25	8.75	8.75		8.89
Composition			2.00		8.50	9.00	9.50	8.75	8.75	9.00	9.50	8.25	8.75		8.89
Interpretation of the Music			2.00		8.25	9.00	9.25	9.00	8.75	9.25	9.25	8.50	8.50		8.89
Judges Total Program Component Score (factored)															88.40

Deductions	0.00
-------------------	-------------

< Under-rotated jump * Invalid element x Credit for highlight distribution, base value multiplied by 1.1

ISU GP Rostelecom Cup 2017

MEN FREE SKATING JUDGES DETAILS PER SKATER

Rank	Name	Nation	Starting Number	Total Segment Score	Total Element Score	Total Program Component Score (factored)		Total Deductions							
3	Mikhail KOLYADA	RUS	8	185.27	100.27	89.00		4.00							
#	Executed Elements	Info	Base Value	GOE	J1	J2	J3	J4	J5	J6	J7	J8	J9	Ref	Scores of Panel
1	4Lz		13.60	-4.00	-3	-2	-3	-3	-3	-3	-3	-3	-3		9.60
2	4S		10.50	-4.00	-3	-2	-3	-3	-3	-3	-3	-3	-3		6.50
3	3A		8.50	-0.29	0	0	0	0	0	-1	0	-1	-1		8.21
4	FSSp4		3.00	1.07	2	2	2	2	2	2	3	3	2		4.07
5	StSq4		3.90	1.40	3	3	2	2	2	1	1	2	2		5.30
6	4T+3T		16.06	x 2.43	3	2	3	2	2	2	2	3	3		18.49
7	3A+2T		10.78	x 1.57	2	2	2	1	1	1	1	2	2		12.35
8	3Lz+1Lo+3S		11.99	x 1.40	2	3	2	2	2	2	2	2	2		13.39
9	3Lo		5.61	x 0.50	1	1	1	0	0	1	0	2	1		6.11
10	3Lz		6.60	x -2.10	-3	-2	-3	-3	-3	-3	-3	-3	-3		4.50
11	CCoSp4		3.50	0.86	2	1	2	-1	2	2	1	2	2		4.36
12	ChSq1		2.00	1.40	1	2	2	3	2	2	2	2	2		3.40
13	CCSp4		3.20	0.79	2	2	1	1	1	1	2	2	2		3.99
			99.24												100.27
Program Components			Factor												
Skating Skills			2.00		9.00	9.25	9.50	9.25	9.00	8.75	8.50	9.25	9.00		9.07
Transitions			2.00		8.75	9.00	9.00	8.75	8.50	8.50	8.00	9.00	8.75		8.75
Performance			2.00		8.50	8.75	9.25	9.00	8.50	8.50	8.00	9.00	9.00		8.75
Composition			2.00		9.00	9.25	9.25	9.25	9.00	8.50	8.00	9.25	8.75		9.00
Interpretation of the Music			2.00		9.00	9.25	9.00	9.00	9.00	8.50	8.25	9.50	8.75		8.93
Judges Total Program Component Score (factored)															89.00
Deductions			Falls: -4.00(3)												-4.00

x Credit for highlight distribution, base value multiplied by 1.1

Rank	Name	Nation	Starting Number	Total Segment Score	Total Element Score	Total Program Component Score (factored)		Total Deductions							
4	Misha GE	UZB	7	170.31	85.39	84.92		0.00							
#	Executed Elements	Info	Base Value	GOE	J1	J2	J3	J4	J5	J6	J7	J8	J9	Ref	Scores of Panel
1	3A+1Lo+3S		13.40	1.00	1	1	1	1	1	1	1	1	1		14.40
2	3A		8.50	0.86	1	1	2	1	1	0	0	1	1		9.36
3	3F		5.30	0.80	1	1	2	1	1	1	1	2	1		6.10
4	CCSp4		3.20	0.50	1	1	1	1	1	1	1	1	1		3.70
5	StSq4		3.90	1.30	2	2	1	2	1	2	2	2	2		5.20
6	FSSp3		2.60	0.43	0	1	1	2	1	0	1	1	1		3.03
7	3Lz+3T		11.33	x 0.60	0	1	1	1	1	1	0	1	1		11.93
8	3Lz		6.60	x 0.70	1	1	1	2	1	0	1	1	1		7.30
9	3Lo		5.61	x 0.90	1	2	2	1	1	1	1	2	1		6.51
10	2A+2T		5.06	x 0.29	0	1	1	0	0	0	1	1	1		5.35
11	2A		3.63	x 0.21	0	1	1	0	0	0	0	1	1		3.84
12	ChSq1		2.00	2.10	3	2	3	3	3	3	3	3	3		4.10
13	CCoSp4		3.50	1.07	3	2	1	2	2	2	3	2	2		4.57
			74.63												85.39
Program Components			Factor												
Skating Skills			2.00		8.25	8.50	8.75	8.50	7.75	8.25	7.50	8.50	7.75		8.21
Transitions			2.00		8.00	8.25	9.00	8.50	7.50	8.25	8.00	8.50	7.75		8.18
Performance			2.00		8.50	8.50	9.25	9.00	8.00	8.75	8.75	9.00	8.50		8.71
Composition			2.00		8.25	8.75	9.00	9.00	8.00	8.50	8.75	8.75	8.25		8.61
Interpretation of the Music			2.00		8.75	8.75	9.25	8.75	8.25	8.75	8.50	9.25	8.50		8.75
Judges Total Program Component Score (factored)															84.92
Deductions															0.00

x Credit for highlight distribution, base value multiplied by 1.1

ISU GP Rostelecom Cup 2017

MEN FREE SKATING JUDGES DETAILS PER SKATER

Rank	Name	Nation	Starting Number	Total Segment Score	Total Element Score	Total Program Score (factored)	Total Component Score (factored)	Total Deductions
5	Moris KVITELASHVILI	GEO	5	169.59	90.95		78.64	0.00

#	Executed Elements	Info	Base Value	GOE	J1	J2	J3	J4	J5	J6	J7	J8	J9	Ref	Scores of Panel
1	3A		8.50	2.14	2	2	3	2	2	2	3	1	2		10.64
2	4S		10.50	0.57	0	1	1	-1	0	0	1	2	1		11.07
3	4T+3T		14.60	1.29	2	1	2	1	1	1	1	2	1		15.89
4	FCSp4		3.20	0.21	1	1	0	1	1	0	0	0	0		3.41
5	StSq3		3.30	0.86	2	2	1	2	1	2	2	2	1		4.16
6	4T		10.30	-2.40	-2	-2	-2	-2	-2	-2	-2	-2	-2		7.90
7	3F+2T		7.26	x 0.60	1	1	2	1	0	0	1	1	1		7.86
8	3Lo		5.61	x 0.60	2	1	1	1	0	1	1	0	1		6.21
9	3F		5.83	x -0.80	-1	-1	-1	-1	-2	-2	-1	-1	0		5.03
10	2A+1Lo+3S		9.02	x -0.50	0	-1	-1	0	-1	-1	-1	-1	0		8.52
11	CSSp4		3.00	0.36	0	1	0	2	0	1	1	1	1		3.36
12	ChSq1		2.00	0.90	2	1	1	2	1	0	1	2	1		2.90
13	CCoSp4		3.50	0.50	1	1	1	2	1	1	1	1	1		4.00
			86.62												90.95
Program Components				Factor											
Skating Skills				2.00	7.75	8.25	8.50	8.00	7.75	7.75	8.00	7.75	7.75		7.89
Transitions				2.00	7.50	7.75	8.00	7.25	7.25	7.75	8.25	7.50	7.50		7.61
Performance				2.00	7.75	8.25	8.50	7.75	7.50	8.50	8.00	8.00	7.75		8.00
Composition				2.00	7.75	8.00	8.25	7.75	7.75	8.00	8.00	7.75	7.75		7.86
Interpretation of the Music				2.00	8.00	8.25	8.00	7.75	7.75	8.00	8.25	8.00	7.50		7.96
Judges Total Program Component Score (factored)															78.64

Deductions	0.00
-------------------	-------------

x Credit for highlight distribution, base value multiplied by 1.1

Rank	Name	Nation	Starting Number	Total Segment Score	Total Element Score	Total Program Score (factored)	Total Component Score (factored)	Total Deductions
6	Nam NGUYEN	CAN	6	157.71	83.43		75.28	1.00

#	Executed Elements	Info	Base Value	GOE	J1	J2	J3	J4	J5	J6	J7	J8	J9	Ref	Scores of Panel
1	4T		10.30	1.43	2	1	2	0	1	2	2	1	1		11.73
2	4S<	<	8.10	-4.00	-3	-3	-3	-3	-3	-3	-3	-3	-3		4.10
3	3A		8.50	0.86	1	1	1	0	0	1	1	1	1		9.36
4	FSSp3		2.60	0.43	1	0	1	1	0	1	2	1	1		3.03
5	ChSq1		2.00	0.60	0	1	0	1	1	1	1	1	1		2.60
6	2S		1.43	x 0.00	0	0	0	0	0	0	0	0	0		1.43
7	3A+3T		14.08	x 0.00	0	0	0	0	0	0	0	0	1		14.08
8	3Lo		5.61	x 0.60	1	1	1	0	1	1	1	0	1		6.21
9	3F+2T+2Lo		9.24	x 0.30	1	0	1	0	0	0	1	0	1		9.54
10	StSq3		3.30	0.50	1	1	1	1	1	1	2	1	1		3.80
11	3Lz+3T	!	11.33	x -0.50	0	-1	0	-1	-1	0	-1	-1	-1		10.83
12	FCCoSp4		3.50	0.29	0	1	1	0	0	1	1	0	1		3.79
13	CCoSp2		2.50	0.43	1	1	1	0	1	1	0	1	1		2.93
			82.49												83.43
Program Components				Factor											
Skating Skills				2.00	7.50	7.75	8.25	7.75	7.50	7.50	7.50	7.50	8.00		7.64
Transitions				2.00	7.00	7.25	7.50	7.00	7.00	7.50	7.00	7.25	7.75		7.21
Performance				2.00	7.50	7.50	8.50	7.50	7.25	7.75	8.00	7.50	7.75		7.64
Composition				2.00	7.25	7.25	7.75	7.50	7.50	8.00	7.75	7.50	8.00		7.61
Interpretation of the Music				2.00	7.25	7.50	7.75	7.25	7.50	7.75	7.50	7.50	7.75		7.54
Judges Total Program Component Score (factored)															75.28

Deductions	Falls: -1.00(1)	-1.00
-------------------	-----------------	--------------

< Under-rotated jump x Credit for highlight distribution, base value multiplied by 1.1 ! Not clear edge

ISU GP Rostelecom Cup 2017

MEN FREE SKATING JUDGES DETAILS PER SKATER

Rank	Name	Nation	Starting Number	Total Segment Score	Total Element Score	Total Program Score (factored)	Total Component Score (factored)	Total Deductions
7	Dmitri ALIEV	RUS	10	150.84	73.56		81.28	4.00

#	Executed Elements	Info	Base Value	GOE	J1	J2	J3	J4	J5	J6	J7	J8	J9	Ref	Scores of Panel
1	4Lz<	<	9.50	-1.37	-2	-1	-1	-1	-1	-1	-1	0	-2		8.13
2	3F		5.30	0.40	1	1	0	-1	1	0	1	0	1		5.70
3	4T+3T		14.60	1.00	1	1	2	1	1	1	1	1	1		15.60
4	FCSp2		2.30	0.14	0	1	0	1	1	0	0	0	0		2.44
5	ChSq1		2.00	1.00	1	2	1	2	2	1	2	1	1		3.00
6	4T<	<	8.80	x -4.00	-3	-3	-3	-3	-3	-3	-3	-3	-3		4.80
7	3A		9.35	x -3.00	-3	-3	-3	-3	-3	-3	-3	-3	-3		6.35
8	3Lo+1Lo+3S		11.00	x 0.40	1	1	1	0	0	0	0	1	1		11.40
9	3A<+REP	<	4.54	x -3.00	-3	-3	-3	-3	-3	-3	-3	-3	-3		1.54
10	3Lz		6.60	x 0.00	0	0	0	0	0	0	-1	0	0		6.60
11	StSq4		3.90	0.60	1	1	0	2	1	1	1	1	0		4.50
12	CCoSp3		3.00	0.50	1	1	1	1	1	1	1	1	1		3.50
13	CSSp		0.00	0.00	-	-	-	-	-	-	-	-	-		0.00
			80.89											73.56	
Program Components			Factor												
Skating Skills			2.00		8.25	8.50	8.25	9.00	8.50	8.50	8.00	8.25	7.75		8.32
Transitions			2.00		8.00	8.25	8.00	8.50	8.25	8.25	7.50	8.00	7.50		8.04
Performance			2.00		7.75	8.00	7.75	8.75	8.00	8.00	7.75	8.00	7.50		7.89
Composition			2.00		8.25	8.50	8.00	9.00	8.50	8.25	7.75	8.50	7.75		8.25
Interpretation of the Music			2.00		7.75	8.25	8.00	8.75	8.50	8.25	8.00	8.25	7.50		8.14
Judges Total Program Component Score (factored)														81.28	

Deductions	Falls: -4.00(3)	-4.00
-------------------	-----------------	--------------

< Under-rotated jump x Credit for highlight distribution, base value multiplied by 1.1 REP Jump repetition

Rank	Name	Nation	Starting Number	Total Segment Score	Total Element Score	Total Program Score (factored)	Total Component Score (factored)	Total Deductions
8	Denis TEN	KAZ	1	145.35	62.99		83.36	1.00

#	Executed Elements	Info	Base Value	GOE	J1	J2	J3	J4	J5	J6	J7	J8	J9	Ref	Scores of Panel
1	4S<	<	8.10	-4.00	-3	-3	-3	-3	-3	-3	-3	-3	-3		4.10
2	4T<	<	8.00	-4.00	-3	-3	-3	-2	-3	-3	-3	-3	-3		4.00
3	3A		8.50	1.14	1	1	2	2	0	1	1	1	1		9.64
4	CCSp4		3.20	0.71	2	1	1	2	1	1	2	1	2		3.91
5	ChSq1		2.00	1.40	2	2	2	3	2	2	2	1	2		3.40
6	3S		4.84	x 0.40	1	1	1	1	0	0	1	0	0		5.24
7	1A+2T		2.64	x 0.00	0	0	0	0	0	0	0	1	0		2.64
8	3Lo		5.61	x 1.20	2	2	2	2	1	2	1	1	2		6.81
9	CCoSp4		3.50	0.64	1	1	1	2	2	1	1	2	1		4.14
10	3T		4.73	x 0.80	1	2	2	1	0	1	1	1	1		5.53
11	2A		3.63	x 0.64	1	2	1	2	0	1	1	2	1		4.27
12	StSq4		3.90	1.70	3	3	2	3	2	2	2	2	3		5.60
13	FSSp4		3.00	0.71	2	1	1	2	1	2	1	1	2		3.71
			61.65											62.99	
Program Components			Factor												
Skating Skills			2.00		8.50	8.75	7.50	8.75	8.75	8.50	8.00	8.50	8.00		8.43
Transitions			2.00		8.00	8.50	7.25	8.75	8.25	8.25	7.75	8.00	7.50		8.04
Performance			2.00		8.25	8.50	7.25	8.25	8.25	8.50	8.25	8.25	7.50		8.18
Composition			2.00		8.50	8.75	8.00	9.00	8.50	8.50	8.50	8.50	7.75		8.46
Interpretation of the Music			2.00		8.25	8.75	8.75	9.00	8.75	8.50	8.50	8.50	8.00		8.57
Judges Total Program Component Score (factored)														83.36	

Deductions	Falls: -1.00(1)	-1.00
-------------------	-----------------	--------------

< Under-rotated jump x Credit for highlight distribution, base value multiplied by 1.1

ISU GP Rostelecom Cup 2017

MEN FREE SKATING JUDGES DETAILS PER SKATER

Rank	Name	Nation	Starting Number	Total Segment Score	Total Element Score	Total Program Score (factored)	Total Component Score (factored)	Total Deductions
9	Deniss VASILJEVS	LAT	9	145.09	65.29		80.80	1.00

#	Executed Elements	Info	Base Value	GOE	J1	J2	J3	J4	J5	J6	J7	J8	J9	Ref	Scores of Panel
1	3A<	<	5.90	-2.43	-2	-3	-2	-2	-3	-2	-3	-3	-2		3.47
2	4T<<	<<	4.30	-2.10	-3	-3	-3	-3	-3	-3	-3	-3	-3		2.20
3	3A+REP		5.95	-3.00	-3	-3	-3	-3	-3	-3	-3	-3	-3		2.95
4	StSq3		3.30	0.93	3	2	2	2	2	2	1	2	1		4.23
5	CCSp3		2.80	0.71	2	2	1	1	1	2	2	1	1		3.51
6	3Lo	x	5.61	-0.30	0	0	-1	-1	0	0	-1	-1	0		5.31
7	3Lz+3T	x	11.33	0.70	1	1	1	1	1	1	1	1	1		12.03
8	2A	x	3.63	0.21	1	1	0	1	0	0	0	0	1		3.84
9	3F	x	5.83	0.70	1	1	1	1	0	1	1	1	1		6.53
10	3Lz+1Lo+2S	x	8.58	0.40	1	1	1	0	0	1	0	0	1		8.98
11	ChSq1		2.00	1.60	3	2	2	3	2	3	2	2	2		3.60
12	CCoSp4		3.50	0.57	2	1	1	2	1	1	1	1	1		4.07
13	FCCoSp4		3.50	1.07	3	2	2	2	2	3	2	2	2		4.57
			66.23											65.29	
Program Components			Factor												
Skating Skills			2.00		8.25	8.25	8.00	8.00	8.00	8.00	7.25	8.00	7.50		7.96
Transitions			2.00		8.00	8.25	8.00	7.75	7.50	8.25	7.75	7.75	7.25		7.86
Performance			2.00		8.25	8.00	8.50	7.75	7.75	8.50	7.75	8.00	8.00		8.04
Composition			2.00		8.50	8.50	8.25	8.50	8.00	8.50	7.75	8.25	7.50		8.25
Interpretation of the Music			2.00		8.75	8.25	8.50	8.50	8.25	8.50	8.00	8.00	7.75		8.29
Judges Total Program Component Score (factored)														80.80	

Deductions	Falls: -1.00(1)	-1.00
-------------------	-----------------	--------------

< Under-rotated jump << Downgraded jump x Credit for highlight distribution, base value multiplied by 1.1 REP Jump repetition

Rank	Name	Nation	Starting Number	Total Segment Score	Total Element Score	Total Program Score (factored)	Total Component Score (factored)	Total Deductions
10	Grant HOCHSTEIN	USA	3	138.53	66.11		74.42	2.00

#	Executed Elements	Info	Base Value	GOE	J1	J2	J3	J4	J5	J6	J7	J8	J9	Ref	Scores of Panel
1	4T		10.30	-4.00	-3	-3	-3	-3	-3	-3	-3	-3	-3		6.30
2	3A<	<	5.90	-2.00	-2	-2	-1	-3	-2	-2	-2	-2	-2		3.90
3	3T		4.30	0.90	1	2	2	1	1	1	2	1	1		5.20
4	CCSp2		2.30	0.71	2	1	1	1	1	2	2	1	2		3.01
5	StSq2		2.60	0.64	1	2	1	1	1	2	2	1	1		3.24
6	3A<+REP	<	4.54	-3.00	-3	-3	-3	-3	-3	-3	-3	-3	-3		1.54
7	3Lz+1Lo+3S	x	11.99	0.00	0	-1	0	0	0	0	0	0	0		11.99
8	FSSp4		3.00	0.64	1	2	1	1	1	1	2	1	2		3.64
9	3Lo	x	5.61	0.00	0	0	0	0	0	0	0	0	1		5.61
10	3F+2T	x	7.26	0.30	1	0	1	0	0	1	0	0	1		7.56
11	ChSq1		2.00	1.00	2	1	1	1	0	3	1	2	2		3.00
12	3T+2T	x	6.16	0.60	0	1	1	0	1	1	1	1	1		6.76
13	CCoSp4		3.50	0.86	2	1	1	2	1	2	3	2	2		4.36
			69.46											66.11	
Program Components			Factor												
Skating Skills			2.00		7.75	7.50	7.50	7.75	7.50	7.75	7.50	7.50	7.25		7.57
Transitions			2.00		7.25	7.50	7.25	7.25	7.00	7.75	7.75	7.25	7.00		7.32
Performance			2.00		7.25	7.25	7.00	7.00	7.00	7.75	7.75	7.25	7.00		7.21
Composition			2.00		7.50	7.75	7.50	7.50	7.00	8.25	8.00	7.50	7.25		7.57
Interpretation of the Music			2.00		7.25	7.50	7.75	7.50	7.25	8.25	8.00	7.25	7.50		7.54
Judges Total Program Component Score (factored)														74.42	

Deductions	Falls: -2.00(2)	-2.00
-------------------	-----------------	--------------

< Under-rotated jump x Credit for highlight distribution, base value multiplied by 1.1 REP Jump repetition

ISU GP Rostelecom Cup 2017

MEN FREE SKATING JUDGES DETAILS PER SKATER

Rank	Name	Nation	Starting Number	Total Segment Score	Total Element Score	Program Score (factored)	Total Component Score (factored)	Total Deductions
11	Andrei LAZUKIN	RUS	4	133.60	64.40		71.20	2.00

#	Executed Elements	Info	Base Value	GOE	J1	J2	J3	J4	J5	J6	J7	J8	J9	Ref	Scores of Panel
1	4T		10.30	-4.00	-3	-3	-3	-3	-3	-3	-3	-3	-3		6.30
2	4T+2T		11.60	0.43	0	1	1	0	0	1	0	0	1		12.03
3	FCSp3		2.80	0.86	2	2	2	1	1	2	2	1	2		3.66
4	3A+SEQ+2A*	*	6.80	-1.14	-2	-1	-2	-1	-1	-1	-1	-1	-1		5.66
5	3A<	<	5.90	-3.00	-3	-3	-3	-3	-3	-3	-3	-3	-3		2.90
6	CCoSp4		3.50	0.50	1	1	1	1	1	2	1	1	1		4.00
7	3F+2T+2Lo	x	9.24	0.00	0	0	0	0	0	0	0	0	0		9.24
8	2Lz	x	2.31	0.00	0	0	0	0	0	0	0	0	0		2.31
9	3Lo	x	5.61	0.30	0	1	1	0	0	0	0	1	1		5.91
10	3S	x	4.84	-0.70	-1	-1	-1	-1	-1	-1	-1	-1	-1		4.14
11	StSq2		2.60	0.29	1	1	0	1	0	0	0	1	1		2.89
12	CSSp3		2.60	0.36	1	1	0	0	1	1	1	0	1		2.96
13	ChSq1		2.00	0.40	1	1	0	0	0	1	1	0	1		2.40
			70.10											64.40	
Program Components			Factor												
Skating Skills			2.00		7.50	7.50	7.50	7.25	7.00	7.25	7.00	7.25	7.75		7.32
Transitions			2.00		7.00	7.00	6.75	6.75	6.75	7.00	6.75	7.00	7.50		6.89
Performance			2.00		7.25	7.00	6.50	7.00	6.75	7.25	7.00	7.00	7.75		7.04
Composition			2.00		7.00	7.25	7.00	7.25	6.75	7.25	7.00	7.25	7.75		7.14
Interpretation of the Music			2.00		7.25	7.50	7.25	7.00	7.00	7.25	6.75	7.25	7.75		7.21
Judges Total Program Component Score (factored)														71.20	

Deductions	Falls: -2.00(2)	-2.00
-------------------	-----------------	--------------

< Under-rotated jump * Invalid element x Credit for highlight distribution, base value multiplied by 1.1

Rank	Name	Nation	Starting Number	Total Segment Score	Total Element Score	Program Score (factored)	Total Component Score (factored)	Total Deductions
12	Daniel SAMOHIN	ISR	2	121.77	52.39		72.38	3.00

#	Executed Elements	Info	Base Value	GOE	J1	J2	J3	J4	J5	J6	J7	J8	J9	Ref	Scores of Panel
1	4T		10.30	-3.09	-2	-3	-3	-2	-2	-2	-2	-3	-3		7.21
2	4S		10.50	-4.00	-3	-3	-3	-3	-3	-3	-3	-3	-3		6.50
3	3A		8.50	-3.00	-3	-3	-3	-3	-3	-3	-3	-3	-3		5.50
4	CCoSp3		3.00	0.43	1	0	1	2	1	0	1	1	1		3.43
5	ChSq1		2.00	0.90	2	2	1	1	2	1	1	1	1		2.90
6	1A	x	1.21	0.09	1	1	1	0	0	0	0	1	0		1.30
7	3Lz+2T	x	8.03	0.70	1	1	1	0	1	1	1	1	1		8.73
8	3Lz	x	6.60	-1.80	-2	-3	-3	-2	-2	-2	-3	-3	-3		4.80
9	1Lo	x	0.55	0.00	0	0	-2	0	0	0	0	0	0		0.55
10	2A	x	3.63	-1.00	-2	-2	-2	-2	-2	-2	-2	-2	-2		2.63
11	StSq2		2.60	0.50	1	1	1	2	1	1	1	1	1		3.10
12	FCCoSp3		3.00	0.07	0	0	-1	1	0	1	0	0	0		3.07
13	CSSp3		2.60	0.07	0	0	0	1	0	0	0	0	1		2.67
			62.52											52.39	
Program Components			Factor												
Skating Skills			2.00		8.00	7.75	7.50	7.50	7.50	7.50	7.50	7.50	6.75		7.54
Transitions			2.00		7.25	7.25	7.00	7.00	7.00	7.00	7.25	7.25	6.25		7.11
Performance			2.00		7.50	7.00	6.75	6.75	7.00	7.00	6.50	7.25	6.25		6.89
Composition			2.00		7.75	7.50	7.25	7.25	7.25	7.25	7.00	7.50	6.50		7.29
Interpretation of the Music			2.00		7.50	7.50	7.75	7.50	7.50	7.50	6.75	7.25	6.25		7.36
Judges Total Program Component Score (factored)														72.38	

Deductions	Time violation: -1.00	Falls: -2.00(2)	-3.00
-------------------	-----------------------	-----------------	--------------

x Credit for highlight distribution, base value multiplied by 1.1

ISU GP Rostelecom Cup 2017

ICE DANCE

Megasport	20 Oct 2017	Short Dance
	21 Oct 2017	Free Dance

Size of Skating Area	:	30m*60m
Ice Conditions	:	very good
Number of Entries	:	10
Number of Participants	:	10

Entry Withdrawn	:	
-----------------	---	--

Short Dance			
Duration	:	2:50	+ - 10 Sec.
Segment Factor	:	1.00	
Program Component Factors			
	Skating Skills		0.80
	Transitions		0.80
	Performance		0.80
	Composition		0.80
	Interpretation of the Music/Timing		0.80

Free Dance			
Duration	:	4:00	+ - 10 Sec.
Segment Factor	:	1.00	
Program Components Factors			
	Skating Skills		1.20
	Transitions		1.20
	Performance		1.20
	Composition		1.20
	Interpretation of the Music/Timing		1.20

ISU GP Rostelecom Cup 2017

PANEL OF JUDGES

ICE DANCE

Officials

Technical Controller	Ms. Linda LEAVER	ISU
Technical Specialist	Mr. Denis SAMOKHIN	ISU
Assistant Technical Specialist	Ms. Monica MACDONALD	ISU

Judges

Referee	Ms. Rossella CECCATTINI	ISU
Judge No.1	Mr. Alexandre GOROJDANOV	BLR
Judge No.2	Ms. Ece ESEN	TUR
Judge No.3	Ms. Maira ABASOVA	RUS
Judge No.4	Ms. Jezabel DABOUIS	FRA
Judge No.5	Ms. Karen BUTCHER	CAN
Judge No.6	Mr. John MILLIER	USA
Judge No.7	Ms. Simona SPALLUTO	ITA
Judge No.8	Mr. Richard KOSINA	CZE
Judge No.9	Ms. Anna KANTOR	ISR

Data/Replay Operator

Data Operator	Mr. Ronny BANFI	ISU
Replay Operator	Mr. Sarkis TEWANIAN	ISU

ISU GP Rostelecom Cup 2017

RESULTS

ICE DANCE FINAL RESULT

Pl.	Name	Nation	Total Score	SD	FD
1	Maia SHIBUTANI / Alex SHIBUTANI	USA	189.24	1	1
2	Ekaterina BOBROVA / Dmitri SOLOVIEV	RUS	184.74	2	2
3	Alexandra STEPANOVA / Ivan BUKIN	RUS	179.35	3	3
4	Piper GILLES / Paul POIRIER	CAN	172.29	4	4
5	Charlene GUIGNARD / Marco FABBRI	ITA	171.37	5	5
6	Betina POPOVA / Sergey MOZGOV	RUS	164.02	6	6
7	Rachel PARSONS / Michael PARSONS	USA	148.75	7	8
8	Marie-Jade LAURIAULT / Romain LE GAC	FRA	147.19	8	7
9	Alisa AGAFONOVA / Alper UCAR	TUR	140.79	10	9
10	Nicole KUZMICHOVA / Alexandr SINICYN	CZE	136.81	9	10



Ms. Rossella CECCATTINI ISU

Referee

Printed: 21/10/2017 17:21:21



Ms. Linda LEAVER ISU

Technical Controller

ISU GP Rostelecom Cup 2017

RESULTS

ICE DANCE SHORT DANCE

Pl.	Name	Nation	Total Segment Score
1	Maia SHIBUTANI / Alex SHIBUTANI	USA	77.30
2	Ekaterina BOBROVA / Dmitri SOLOVIEV	RUS	76.33
3	Alexandra STEPANOVA / Ivan BUKIN	RUS	71.32
4	Piper GILLES / Paul POIRIER	CAN	69.67
5	Charlene GUIGNARD / Marco FABBRI	ITA	68.99
6	Betina POPOVA / Sergey MOZGOV	RUS	64.14
7	Rachel PARSONS / Michael PARSONS	USA	59.41
8	Marie-Jade LAURIAULT / Romain LE GAC	FRA	55.64
9	Nicole KUZMICHOVA / Alexandr SINICYN	CZE	54.39
10	Alisa AGAFONOVA / Alper UCAR	TUR	53.11

Printed: 20/10/2017 17:22:02

ISU GP Rostelecom Cup 2017

ICE DANCE SHORT DANCE JUDGES DETAILS PER SKATER

Rank	Name	Nation	Starting Number	Total Segment Score	Total Element Score	Program Score (factored)	Total Component Score (factored)	Total Deductions
1	Maia SHIBUTANI / Alex SHIBUTANI	USA	9	77.30	40.23		37.07	0.00

#	Executed Elements	Info	Base Value	GOE	J1	J2	J3	J4	J5	J6	J7	J8	J9	Ref	Scores of Panel
1	1RH4+kpYYY		5.00	1.03	1	1	2	1	2	2	2	2	2		6.03
2	PSt4		8.60	2.04	1	2	2	1	2	2	2	2	2		10.64
3	STw4		6.60	1.46	2	2	2	3	2	3	3	2	3		8.06
4	NtMiSt3		7.10	2.36	2	2	3	2	2	2	3	2	2		9.46
5	RoLi4		4.50	1.54	2	2	3	2	3	3	3	2	3		6.04
			31.80												40.23
Program Components			Factor												
Skating Skills			0.80		9.00	9.25	9.25	9.00	9.00	9.25	9.50	9.25	9.50		9.21
Transitions			0.80		8.75	9.00	9.00	9.00	9.25	9.00	9.50	9.00	9.25		9.07
Performance			0.80		9.00	9.25	9.25	9.25	9.50	9.50	9.75	9.25	9.50		9.36
Composition			0.80		9.25	9.00	9.25	9.25	9.50	9.25	9.50	9.25	9.50		9.32
Interpretation of the Music/Timing			0.80		9.25	9.25	9.00	9.50	9.50	9.25	9.75	9.25	9.50		9.36
Judges Total Program Component Score (factored)															37.07

Deductions		Total Deductions
Violation of choreography restrictions: (2 of 10)		0.00

Rank	Name	Nation	Starting Number	Total Segment Score	Total Element Score	Program Score (factored)	Total Component Score (factored)	Total Deductions
2	Ekaterina BOBROVA / Dmitri SOLOVIEV	RUS	10	76.33	39.47		36.86	0.00

#	Executed Elements	Info	Base Value	GOE	J1	J2	J3	J4	J5	J6	J7	J8	J9	Ref	Scores of Panel
1	STw4		6.60	1.20	2	2	2	2	3	2	2	2	2		7.80
2	NtDiSt4		8.60	2.20	2	2	3	2	2	1	2	2	2		10.80
3	1RH4+kpYYY		5.00	0.94	2	2	2	1	1	1	1	2	2		5.94
4	PSt3		7.10	2.04	2	2	2	1	2	2	1	2	2		9.14
5	RoLi4		4.50	1.29	2	2	3	2	2	2	2	3	2		5.79
			31.80												39.47
Program Components			Factor												
Skating Skills			0.80		9.50	9.50	9.50	8.75	9.00	8.75	9.00	9.25	9.25		9.18
Transitions			0.80		9.50	9.25	9.00	8.75	9.50	8.50	8.75	9.00	9.00		9.04
Performance			0.80		9.75	9.50	9.50	9.25	9.25	8.75	9.00	9.25	9.50		9.32
Composition			0.80		9.75	9.25	9.25	9.25	9.25	8.50	9.00	9.25	9.25		9.21
Interpretation of the Music/Timing			0.80		9.50	9.50	9.50	9.50	9.25	8.50	9.00	9.25	9.25		9.32
Judges Total Program Component Score (factored)															36.86

Deductions		Total Deductions
Violation of choreography restrictions: (1 of 10)		0.00

ISU GP Rostelecom Cup 2017

ICE DANCE SHORT DANCE JUDGES DETAILS PER SKATER

Rank	Name	Nation	Starting Number	Total Segment Score	Total Element Score	Program Score (factored)	Total Component Score (factored)	Total Deductions
3	Alexandra STEPANOVA / Ivan BUKIN	RUS	6	71.32	36.38		34.94	0.00

#	Executed Elements	Info	Base Value	GOE	J1	J2	J3	J4	J5	J6	J7	J8	J9	Ref	Scores of Panel	
1	STw4		6.60	1.03	1	1	2	2	2	3	1	2	2		7.63	
2	1RH3+kpYYN		4.40	0.77	1	1	2	1	2	1	0	1	2		5.17	
3	CuLi4		4.50	1.11	2	1	2	2	3	2	1	2	2		5.61	
4	PSt3		7.10	1.41	1	1	2	1	1	2	1	2	1		8.51	
5	NtMiSt3		7.10	2.36	1	2	3	2	2	2	2	3	2		9.46	
			29.70												36.38	
Program Components			Factor													
	Skating Skills			0.80	8.75	8.75	8.75	8.50	8.75	8.50	8.25	8.75	9.00		8.68	
	Transitions			0.80	8.75	8.50	8.50	8.50	8.50	8.50	8.00	8.75	8.75		8.57	
	Performance			0.80	9.00	8.50	9.00	9.00	9.00	8.75	8.25	9.00	9.00		8.89	
	Composition			0.80	9.00	8.75	8.75	8.75	8.75	8.50	8.00	9.00	8.75		8.75	
	Interpretation of the Music/Timing			0.80	8.75	8.75	9.00	8.75	8.75	8.75	8.25	9.00	8.75		8.79	
Judges Total Program Component Score (factored)																34.94

Deductions		Total Deductions
Music requirements violation:	(3 of 10)	
Violation of choreography restrictions:	(1 of 10)	
		0.00

Rank	Name	Nation	Starting Number	Total Segment Score	Total Element Score	Program Score (factored)	Total Component Score (factored)	Total Deductions
4	Piper GILLES / Paul POIRIER	CAN	7	69.67	35.70		33.97	0.00

#	Executed Elements	Info	Base Value	GOE	J1	J2	J3	J4	J5	J6	J7	J8	J9	Ref	Scores of Panel	
1	STw4		6.60	0.94	1	1	2	2	2	2	1	1	1		7.54	
2	PSt3		7.10	1.57	1	1	1	1	2	1	2	2	2		8.67	
3	NtCiSt3		7.10	2.20	1	2	2	2	2	2	2	2	2		9.30	
4	1RH2+kpNYN		3.80	0.69	0	1	2	1	1	1	1	1	2		4.49	
5	CuLi4		4.50	1.20	2	2	2	2	3	2	2	2	2		5.70	
			29.10												35.70	
Program Components			Factor													
	Skating Skills			0.80	8.25	8.50	8.50	8.50	8.50	8.25	8.50	8.50	8.50		8.46	
	Transitions			0.80	8.25	8.50	8.25	8.75	8.75	8.25	8.50	8.25	8.25		8.39	
	Performance			0.80	8.75	8.50	8.50	8.75	9.00	8.50	8.50	8.50	8.50		8.57	
	Composition			0.80	8.50	8.50	8.25	8.75	8.75	8.25	8.75	8.25	8.25		8.46	
	Interpretation of the Music/Timing			0.80	8.50	8.75	8.50	8.75	9.00	8.25	8.75	8.25	8.50		8.57	
Judges Total Program Component Score (factored)																33.97

Deductions		Total Deductions
Violation of choreography restrictions:	(2 of 10)	
		0.00

ISU GP Rostelecom Cup 2017

ICE DANCE SHORT DANCE JUDGES DETAILS PER SKATER

Rank	Name	Nation	Starting Number	Total Segment Score	Total Element Score	Total Program Component Score (factored)	Total Deductions
5	Charlene GUIGNARD / Marco FABRI	ITA	8	68.99	35.62	33.37	0.00

#	Executed Elements	Info	Base Value	GOE	J1	J2	J3	J4	J5	J6	J7	J8	J9	Ref	Scores of Panel
1	STw4		6.60	0.34	1	0	0	1	1	0	2	1	0		6.94
2	1RH3+kpYYN		4.40	0.77	1	1	2	1	1	2	1	1	2		5.17
3	PSt3		7.10	1.41	2	1	1	1	0	2	2	1	1		8.51
4	RoLi4		4.50	1.20	2	2	2	2	1	2	2	2	2		5.70
5	NtMiSt3		7.10	2.20	2	2	2	2	1	2	2	2	2		9.30
			29.70												35.62
Program Components			Factor												
Skating Skills			0.80		8.50	8.25	8.00	8.25	8.25	8.00	8.75	8.50	8.25		8.29
Transitions			0.80		8.50	8.75	7.75	8.00	8.00	8.25	8.75	8.25	8.00		8.25
Performance			0.80		9.00	8.50	8.00	8.50	8.50	8.50	8.50	8.50	8.25		8.46
Composition			0.80		8.75	8.25	7.50	8.25	8.25	8.25	8.75	8.25	8.00		8.29
Interpretation of the Music/Timing			0.80		8.75	8.50	8.00	8.25	8.50	8.50	8.75	8.25	8.25		8.43
Judges Total Program Component Score (factored)															33.37

Deductions		Total Deductions
Violation of choreography restrictions:	(2 of 10)	0.00

Rank	Name	Nation	Starting Number	Total Segment Score	Total Element Score	Total Program Component Score (factored)	Total Deductions
6	Betina POPOVA / Sergey MOZGOV	RUS	1	64.14	34.13	30.01	0.00

#	Executed Elements	Info	Base Value	GOE	J1	J2	J3	J4	J5	J6	J7	J8	J9	Ref	Scores of Panel
1	STw4		6.60	1.20	2	1	2	2	2	2	2	2	2		7.80
2	1RH3+kpYYN		4.40	0.43	0	1	1	0	1	1	0	1	1		4.83
3	PSt3		7.10	0.94	1	1	1	1	1	0	0	1	1		8.04
4	StaLi4		4.50	0.60	2	1	1	1	1	0	1	1	1		5.10
5	NtCiSt3		7.10	1.26	1	1	2	1	1	1	1	2	1		8.36
			29.70												34.13
Program Components			Factor												
Skating Skills			0.80		7.75	8.25	7.50	7.00	7.50	6.75	7.50	7.75	7.75		7.54
Transitions			0.80		7.50	7.75	7.50	7.25	7.25	6.75	7.25	7.50	7.25		7.36
Performance			0.80		8.00	7.75	7.75	7.25	7.50	7.00	7.25	7.75	7.50		7.54
Composition			0.80		7.75	8.00	7.75	7.00	7.25	7.25	7.25	7.75	7.50		7.50
Interpretation of the Music/Timing			0.80		7.75	8.25	7.75	7.00	7.25	7.50	7.50	7.75	7.50		7.57
Judges Total Program Component Score (factored)															30.01

Deductions		Total Deductions
Music requirements violation:	(2 of 10)	
Violation of choreography restrictions:	(1 of 10)	0.00

ISU GP Rostelecom Cup 2017

ICE DANCE SHORT DANCE JUDGES DETAILS PER SKATER

Rank	Name	Nation	Starting Number	Total Segment Score	Total Element Score	Total Program Component Score (factored)		Total Deductions
7	Rachel PARSONS / Michael PARSONS	USA	5	59.41	29.29	30.12		0.00

#	Executed Elements	Info	Base Value	GOE	J1	J2	J3	J4	J5	J6	J7	J8	J9	Ref	Scores of Panel
1	1RH3+kpYYN		4.40	0.69	1	1	1	2	1	2	1	1	1		5.09
2	NtCiSt3		7.10	1.26	1	1	2	2	1	1	1	1	1		8.36
3	PSt3		7.10	1.10	1	1	2	1	1	1	0	1	1		8.20
4	SILi4		4.50	0.51	1	2	0	2	0	1	0	1	1		5.01
5	STw1		3.10	-0.47	-1	-2	-2	-2	-1	-1	-1	-1	-2		2.63
			26.20												29.29
Program Components			Factor												
Skating Skills			0.80		7.75	8.25	7.75	7.75	7.50	7.50	7.00	7.75	7.75		7.68
Transitions			0.80		7.50	8.00	7.50	7.50	7.25	7.50	6.75	7.50	7.25		7.43
Performance			0.80		7.50	7.75	7.25	7.25	7.25	7.25	6.50	7.75	7.25		7.36
Composition			0.80		7.75	8.25	7.75	7.75	7.25	7.50	6.75	7.75	7.50		7.61
Interpretation of the Music/Timing			0.80		7.50	8.00	7.50	7.75	7.50	7.25	7.00	7.75	7.75		7.57
Judges Total Program Component Score (factored)															30.12

Deductions		Total
Music requirements violation:	(1 of 10)	0.00

Rank	Name	Nation	Starting Number	Total Segment Score	Total Element Score	Total Program Component Score (factored)		Total Deductions
8	Marie-Jade LAURIAULT / Romain LE GAC	FRA	4	55.64	28.72	27.92		1.00

#	Executed Elements	Info	Base Value	GOE	J1	J2	J3	J4	J5	J6	J7	J8	J9	Ref	Scores of Panel
1	STw4		6.60	0.60	0	2	0	2	1	2	1	1	0		7.20
2	PSt3		7.10	0.94	0	1	1	1	1	1	0	1	1		8.04
3	1RH2+kpNNY		3.80	0.26	0	1	1	0	0	1	0	0	1		4.06
4	NtMiSt2		5.60	-1.71	-2	-2	-2	-1	-1	-1	-2	-2	-2		3.89
5	RoLi4		4.50	1.03	2	2	2	3	2	2	1	1	1		5.53
			27.60												28.72
Program Components			Factor												
Skating Skills			0.80		6.75	7.50	6.75	7.25	7.00	7.25	6.75	6.75	7.25		7.00
Transitions			0.80		6.75	7.50	6.50	7.25	7.25	7.00	6.50	6.50	6.75		6.86
Performance			0.80		7.25	7.50	6.75	7.00	7.25	7.00	6.50	6.75	6.75		6.96
Composition			0.80		7.00	7.25	7.00	7.50	6.75	7.50	6.50	6.75	7.00		7.04
Interpretation of the Music/Timing			0.80		6.75	7.75	7.00	7.50	6.75	7.25	7.00	6.75	7.00		7.04
Judges Total Program Component Score (factored)															27.92

Deductions		Total
Violation of choreography restrictions:	Falls: (5 of 10) -1.00	-1.00

ISU GP Rostelecom Cup 2017

ICE DANCE SHORT DANCE JUDGES DETAILS PER SKATER

Rank	Name	Nation	Starting Number	Total Segment Score	Total Element Score	Program Score (factored)	Total Component Score (factored)	Total Deductions
9	Nicole KUZMICOVA / Alexandr SINICYN	CZE	2	54.39	27.99		26.40	0.00

#	Executed Elements	Info	Base Value	GOE	J1	J2	J3	J4	J5	J6	J7	J8	J9	Ref	Scores of Panel
1	NtMiSt2		5.60	0.94	0	1	1	1	1	1	0	1	1		6.54
2	STw4		6.60	-0.14	0	1	0	0	-1	-1	-1	0	0		6.46
3	PSt2		5.60	0.31	0	1	1	0	0	0	0	1	0		5.91
4	1RH2+kpYNN		3.80	0.09	0	1	1	0	0	0	-1	0	0		3.89
5	RoLi4		4.50	0.69	2	1	2	1	1	1	0	1	1		5.19
			26.10												27.99
Program Components			Factor												
	Skating Skills			0.80	6.50	7.00	6.75	6.25	6.25	6.50	6.25	6.75	7.00		6.57
	Transitions			0.80	6.25	6.75	6.50	6.00	6.00	6.50	6.00	6.50	6.75		6.36
	Performance			0.80	6.50	7.25	7.00	6.50	6.50	6.75	6.25	7.00	7.00		6.75
	Composition			0.80	6.75	6.50	7.25	6.50	6.25	6.75	6.00	6.75	7.00		6.64
	Interpretation of the Music/Timing			0.80	6.50	7.25	7.25	6.25	6.25	6.50	6.50	6.75	7.00		6.68
Judges Total Program Component Score (factored)															26.40

Deductions		Total Deductions
Violation of choreography restrictions: (2 of 10)		0.00

Rank	Name	Nation	Starting Number	Total Segment Score	Total Element Score	Program Score (factored)	Total Component Score (factored)	Total Deductions
10	Alisa AGAFONOVA / Alper UCAR	TUR	3	53.11	24.68		28.43	0.00

#	Executed Elements	Info	Base Value	GOE	J1	J2	J3	J4	J5	J6	J7	J8	J9	Ref	Scores of Panel
1	STw1		3.10	-0.30	-1	-1	-1	-1	-1	-1	-1	-1	-1		2.80
2	1RH3+kpYNN		4.40	0.09	0	1	0	0	0	0	0	0	1		4.49
3	PSt2		5.60	0.79	1	2	1	0	1	0	1	0	1		6.39
4	NtMiSt2		5.60	0.63	1	2	1	0	1	0	1	0	0		6.23
5	RoLi3		4.00	0.77	2	2	2	1	1	1	1	1	1		4.77
			22.70												24.68
Program Components			Factor												
	Skating Skills			0.80	7.50	7.50	7.25	6.50	6.25	6.75	7.25	7.00	7.50		7.11
	Transitions			0.80	7.25	8.00	7.25	6.25	6.25	6.75	7.25	6.75	7.00		6.93
	Performance			0.80	8.00	7.75	7.50	6.25	6.00	7.00	7.00	7.25	7.25		7.14
	Composition			0.80	7.50	7.75	7.75	6.50	6.25	7.00	7.50	7.00	7.50		7.25
	Interpretation of the Music/Timing			0.80	7.50	8.25	7.50	6.50	6.00	6.50	7.50	7.00	7.25		7.11
Judges Total Program Component Score (factored)															28.43

Deductions		Total Deductions
		0.00

ISU GP Rostelecom Cup 2017

RESULTS

ICE DANCE FREE DANCE

Pl.	Name	Nation	Total Segment Score
1	Maia SHIBUTANI / Alex SHIBUTANI	USA	111.94
2	Ekaterina BOBROVA / Dmitri SOLOVIEV	RUS	108.41
3	Alexandra STEPANOVA / Ivan BUKIN	RUS	108.03
4	Piper GILLES / Paul POIRIER	CAN	102.62
5	Charlene GUIGNARD / Marco FABBRI	ITA	102.38
6	Betina POPOVA / Sergey MOZGOV	RUS	99.88
7	Marie-Jade LAURIAULT / Romain LE GAC	FRA	91.55
8	Rachel PARSONS / Michael PARSONS	USA	89.34
9	Alisa AGAFONOVA / Alper UCAR	TUR	87.68
10	Nicole KUZMICHOVA / Alexandr SINICYN	CZE	82.42

Printed: 21/10/2017 17:21:26

ISU GP Rostelecom Cup 2017

ICE DANCE FREE DANCE JUDGES DETAILS PER SKATER

Rank	Name	Nation	Starting Number	Total Segment Score	Total Element Score	Total Program Component Score (factored)		Total Deductions								
1	Maia SHIBUTANI / Alex SHIBUTANI	USA	9	111.94	56.01	55.93		0.00								
#	Executed Elements	Info	Base Value	GOE	J1	J2	J3	J4	J5	J6	J7	J8	J9	Ref	Scores of Panel	
1	CoSp4		5.60	1.54	3	2	2	2	3	3	3	2	3		7.14	
2	CiSt3		7.10	2.20	2	1	2	2	2	2	2	2	2		9.30	
3	SILi4		4.50	1.37	2	1	2	3	3	3	2	2	2		5.87	
4	StLi4		4.50	1.46	2	2	3	3	2	2	2	3	3		5.96	
5	STw4		6.60	1.54	2	2	3	3	3	3	2	3	2		8.14	
6	RoLi4		4.50	1.20	3	2	2	2	2	2	2	2	2		5.70	
7	DiSt3		7.10	2.20	1	2	2	2	2	2	2	2	2		9.30	
8	ChSp1		1.00	1.30	2	1	2	2	2	3	1	2	2		2.30	
9	ChLi1		1.00	1.30	2	1	2	2	2	2	1	2	2		2.30	
			41.90												56.01	
Program Components			Factor													
Skating Skills			1.20		9.50	9.00	9.50	9.25	9.25	9.50	9.50	9.25	9.50		9.39	
Transitions			1.20		9.25	9.25	9.25	9.25	9.50	9.25	9.00	9.00	9.25		9.21	
Performance			1.20		9.00	9.25	9.50	9.50	9.50	9.50	9.25	9.25	9.25		9.36	
Composition			1.20		9.25	9.25	9.50	9.50	9.25	9.50	9.25	9.25	9.50		9.36	
Interpretation of the Music/Timing			1.20		9.00	9.00	9.25	9.50	9.50	9.50	9.00	9.25	9.50		9.29	
Judges Total Program Component Score (factored)														55.93		
Deductions																0.00
Rank	Name	Nation	Starting Number	Total Segment Score	Total Element Score	Total Program Component Score (factored)		Total Deductions								
2	Ekaterina BOBROVA / Dmitri SOLOVIEV	RUS	8	108.41	52.94	55.47		0.00								
#	Executed Elements	Info	Base Value	GOE	J1	J2	J3	J4	J5	J6	J7	J8	J9	Ref	Scores of Panel	
1	STw4		6.60	1.46	3	2	2	3	3	2	2	3	2		8.06	
2	CuLi4		4.50	1.37	3	2	2	2	3	2	2	3	2		5.87	
3	SILi4		4.50	1.20	3	2	2	2	2	2	2	2	2		5.70	
4	CiSt4		8.60	2.20	2	2	3	2	2	2	2	2	2		10.80	
5	Sp2		3.60	-0.71	-1	1	-1	-1	-2	-2	-2	-2	-1		2.89	
6	ChSp1		1.00	1.30	2	1	2	2	2	2	1	2	2		2.30	
7	RoLi4		4.50	1.63	3	3	3	3	3	2	2	3	2		6.13	
8	DiSt3		7.10	1.89	2	1	2	2	2	1	2	2	1		8.99	
9	ChLi1		1.00	1.20	3	2	2	2	1	1	1	2	2		2.20	
			41.40												52.94	
Program Components			Factor													
Skating Skills			1.20		9.50	9.00	9.50	9.00	9.00	8.75	9.00	9.50	9.25		9.18	
Transitions			1.20		9.50	9.25	9.25	8.75	9.00	8.50	8.75	9.25	9.00		9.04	
Performance			1.20		9.75	9.25	9.50	9.25	9.50	8.50	8.75	9.50	9.25		9.29	
Composition			1.20		9.75	9.50	9.50	9.00	9.50	9.00	9.00	9.50	9.25		9.32	
Interpretation of the Music/Timing			1.20		9.75	9.50	9.75	9.25	9.50	9.00	9.25	9.25	9.25		9.39	
Judges Total Program Component Score (factored)														55.47		
Deductions																0.00

ISU GP Rostelecom Cup 2017

ICE DANCE FREE DANCE JUDGES DETAILS PER SKATER

Rank	Name	Nation	Starting Number	Total Segment Score	Total Element Score	Program Score (factored)	Total Component Score (factored)	Total Deductions
3	Alexandra STEPANOVA / Ivan BUKIN	RUS	10	108.03	55.23		52.80	0.00

#	Executed Elements	Info	Base Value	GOE	J1	J2	J3	J4	J5	J6	J7	J8	J9	Ref	Scores of Panel
1	SILi4		4.50	1.46	3	1	2	3	2	3	2	3	2		5.96
2	STw4		6.60	1.63	3	2	3	3	2	3	3	3	2		8.23
3	CiSt3		7.10	2.20	2	1	2	2	2	2	2	2	2		9.30
4	CuLi4		4.50	1.03	2	1	2	2	1	2	1	2	2		5.53
5	CoSp4		5.60	1.11	3	1	2	1	2	2	2	2	2		6.71
6	DiSt3		7.10	2.20	2	2	2	1	2	2	2	2	2		9.30
7	RoLi4		4.50	1.20	2	2	2	2	2	2	2	2	2		5.70
8	ChSp1		1.00	1.10	2	1	2	2	1	2	1	2	1		2.10
9	ChLi1		1.00	1.40	2	2	2	2	2	3	2	2	2		2.40
			41.90												55.23
Program Components				Factor											
	Skating Skills			1.20	9.00	8.75	9.25	8.50	8.25	8.75	8.50	9.00	8.75		8.75
	Transitions			1.20	9.00	8.50	9.00	8.25	8.25	8.75	8.25	9.00	8.50		8.61
	Performance			1.20	9.50	8.50	9.25	8.50	8.50	9.25	8.50	9.25	9.00		8.89
	Composition			1.20	9.25	8.50	9.00	8.50	8.50	9.00	8.50	9.00	9.00		8.79
	Interpretation of the Music/Timing			1.20	9.25	8.75	9.25	8.75	8.50	9.25	8.75	9.00	9.00		8.96
Judges Total Program Component Score (factored)															52.80

Deductions	0.00
-------------------	-------------

Rank	Name	Nation	Starting Number	Total Segment Score	Total Element Score	Program Score (factored)	Total Component Score (factored)	Total Deductions
4	Piper GILLES / Paul POIRIER	CAN	6	102.62	51.95		50.67	0.00

#	Executed Elements	Info	Base Value	GOE	J1	J2	J3	J4	J5	J6	J7	J8	J9	Ref	Scores of Panel
1	CoSp4		5.60	1.03	1	1	2	2	2	2	1	2	2		6.63
2	CuLi4		4.50	0.94	1	2	1	2	1	2	1	2	2		5.44
3	CiSt3		7.10	1.41	1	1	1	1	2	1	1	2	2		8.51
4	STw4		6.60	1.03	1	1	1	2	2	2	2	2	2		7.63
5	ChSp1		1.00	0.50	1	1	1	1	1	0	0	1	0		1.50
6	SILi4		4.50	1.20	2	2	2	2	2	2	1	2	2		5.70
7	DiSt3		7.10	1.41	1	1	1	2	2	1	2	1	1		8.51
8	RoLi4		4.50	1.03	1	1	2	2	3	2	2	2	1		5.53
9	ChLi1		1.00	1.50	2	2	2	3	2	3	2	2	2		2.50
			41.90												51.95
Program Components				Factor											
	Skating Skills			1.20	8.25	8.75	8.75	8.50	8.25	8.50	8.50	8.50	8.50		8.50
	Transitions			1.20	8.25	8.50	8.25	8.25	8.50	8.25	8.25	8.25	8.25		8.29
	Performance			1.20	8.50	8.25	8.50	8.75	8.75	8.50	8.25	8.50	8.25		8.46
	Composition			1.20	8.50	8.25	8.50	8.50	8.75	8.75	8.25	8.25	8.25		8.43
	Interpretation of the Music/Timing			1.20	8.00	8.75	8.50	8.75	8.75	8.50	8.50	8.25	8.50		8.54
Judges Total Program Component Score (factored)															50.67

Deductions	0.00
-------------------	-------------

ISU GP Rostelecom Cup 2017

ICE DANCE FREE DANCE JUDGES DETAILS PER SKATER

Rank	Name	Nation	Starting Number	Total Segment Score	Total Element Score	Total Program Component Score (factored)		Total Deductions
5	Charlene GUIGNARD / Marco FABRI	ITA	7	102.38	51.29	51.09		0.00

#	Executed Elements	Info	Base Value	GOE	J1	J2	J3	J4	J5	J6	J7	J8	J9	Ref	Scores of Panel
1	CoSp4		5.60	1.11	2	2	2	1	2	2	2	1	2		6.71
2	CiSt3		7.10	1.73	2	2	1	1	2	2	1	1	2		8.83
3	STw4		6.60	1.11	2	2	1	2	3	3	1	2	1		7.71
4	SILi4		4.50	1.20	2	2	2	1	2	2	2	2	2		5.70
5	RoLi4		4.50	1.11	2	1	2	3	2	2	2	1	2		5.61
6	MiSt2		5.60	2.20	2	2	1	2	2	2	2	2	2		7.80
7	CuLi3		4.00	1.03	2	1	2	2	2	2	2	1	1		5.03
8	ChSp1		1.00	1.00	3	1	2	2	1	2	1	1	1		2.00
9	ChLi1		1.00	0.90	3	1	2	1	1	1	1	1	2		1.90
			39.90												51.29
Program Components			Factor												
Skating Skills			1.20		8.50	8.50	8.50	8.25	8.50	8.50	8.50	8.25	8.25		8.43
Transitions			1.20		8.75	8.50	8.25	8.25	8.25	8.50	8.50	8.25	8.00		8.36
Performance			1.20		9.25	8.75	8.75	8.50	8.50	8.75	8.75	8.50	8.50		8.64
Composition			1.20		9.00	8.50	8.50	8.25	8.75	8.50	8.50	8.25	8.25		8.46
Interpretation of the Music/Timing			1.20		9.00	8.75	8.50	8.75	8.75	8.75	8.75	8.50	8.50		8.68
Judges Total Program Component Score (factored)													51.09		

Deductions		Total
		0.00

Rank	Name	Nation	Starting Number	Total Segment Score	Total Element Score	Total Program Component Score (factored)		Total Deductions
6	Betina POPOVA / Sergey MOZGOV	RUS	4	99.88	52.48	47.40		0.00

#	Executed Elements	Info	Base Value	GOE	J1	J2	J3	J4	J5	J6	J7	J8	J9	Ref	Scores of Panel
1	CoSp4		5.60	1.20	2	1	2	2	2	3	2	2	2		6.80
2	STw4		6.60	1.20	2	2	2	2	2	3	2	2	2		7.80
3	SILi4		4.50	0.60	1	1	1	1	1	1	1	1	2		5.10
4	SeSt3		7.10	1.57	0	1	1	2	1	1	2	2	2		8.67
5	ChSp1		1.00	1.10	1	2	2	2	2	1	1	3	1		2.10
6	CuLi4+CuLi4		9.00	2.40	2	2	2	2	1	2	2	2	2		11.40
7	ChLi1		1.00	1.10	2	1	2	2	2	2	0	1	1		2.10
8	DiSt3		7.10	1.41	1	2	1	1	1	2	1	2	1		8.51
			41.90												52.48
Program Components			Factor												
Skating Skills			1.20		7.75	8.25	8.00	7.75	7.25	7.50	8.00	8.25	7.75		7.86
Transitions			1.20		7.75	7.75	7.75	7.75	7.25	7.00	8.00	8.00	7.50		7.68
Performance			1.20		8.25	7.50	8.00	8.25	7.50	8.00	8.00	8.25	7.75		7.96
Composition			1.20		8.25	7.50	8.00	8.00	7.50	7.75	8.25	8.25	7.50		7.89
Interpretation of the Music/Timing			1.20		8.00	8.25	8.25	8.50	7.75	8.00	8.25	8.25	7.75		8.11
Judges Total Program Component Score (factored)													47.40		

Deductions		Total
		0.00

ISU GP Rostelecom Cup 2017

ICE DANCE FREE DANCE JUDGES DETAILS PER SKATER

Rank	Name	Nation	Starting Number	Total Segment Score	Total Element Score	Total Program Score (factored)	Total Component Score (factored)	Total Deductions
7	Marie-Jade LAURIAULT / Romain LE GAC	FRA	3	91.55	47.65		43.90	0.00

#	Executed Elements	Info	Base Value	GOE	J1	J2	J3	J4	J5	J6	J7	J8	J9	Ref	Scores of Panel
1	ChSp1		1.00	1.00	2	1	1	2	2	2	1	1	1		2.00
2	RoLi4+StaLi4		9.00	2.57	2	1	2	3	2	3	2	2	2		11.57
3	STw4		6.60	0.43	2	0	0	0	1	2	1	1	0		7.03
4	CoSp4		5.60	0.77	2	1	1	1	2	1	0	1	2		6.37
5	CISt2		5.60	0.94	0	1	0	1	1	1	1	1	1		6.54
6	CuLi4		4.50	0.94	2	0	2	1	2	2	1	1	2		5.44
7	DISt2		5.60	1.10	1	1	0	1	1	1	1	1	1		6.70
8	ChLi1		1.00	1.00	1	1	2	2	2	2	1	1	1		2.00
			38.90												47.65
Program Components			Factor												
Skating Skills			1.20		7.25	7.50	7.00	7.50	7.50	7.50	7.00	7.50	7.25		7.36
Transitions			1.20		7.25	7.25	6.75	7.50	7.50	7.25	6.75	7.25	7.00		7.18
Performance			1.20		7.50	6.75	7.00	7.75	7.75	7.50	6.75	7.50	7.25		7.32
Composition			1.20		7.50	7.50	7.25	7.75	7.75	7.50	6.50	7.25	7.25		7.43
Interpretation of the Music/Timing			1.20		7.25	7.25	7.00	8.00	7.75	7.25	6.75	7.25	7.25		7.29
Judges Total Program Component Score (factored)															43.90

Deductions	0.00
-------------------	-------------

Rank	Name	Nation	Starting Number	Total Segment Score	Total Element Score	Total Program Score (factored)	Total Component Score (factored)	Total Deductions
8	Rachel PARSONS / Michael PARSONS	USA	5	89.34	43.52		45.82	0.00

#	Executed Elements	Info	Base Value	GOE	J1	J2	J3	J4	J5	J6	J7	J8	J9	Ref	Scores of Panel
1	ChSp1		1.00	0.90	1	1	1	1	2	2	1	2	1		1.90
2	RoLi4		4.50	0.94	2	1	2	2	2	1	1	2	1		5.44
3	SiLi4		4.50	1.03	2	2	1	2	2	2	1	2	1		5.53
4	CISt3		7.10	1.10	1	1	1	1	1	2	1	1	1		8.20
5	CoSp4		5.60	0.86	1	1	1	1	2	2	1	2	2		6.46
6	CuLi4		4.50	0.69	1	1	1	2	1	2	1	1	1		5.19
7	STw1		3.10	-0.64	-2	-2	-2	-2	-1	-2	-1	-2	-2		2.46
8	DISt2		5.60	0.94	1	1	0	1	1	1	0	1	1		6.54
9	ChLi1		1.00	0.80	1	1	1	2	1	3	0	1	1		1.80
			36.90												43.52
Program Components			Factor												
Skating Skills			1.20		7.50	8.00	7.75	8.00	7.50	8.00	7.00	8.00	7.50		7.75
Transitions			1.20		7.25	7.75	7.50	7.75	7.25	7.75	6.75	8.00	7.25		7.50
Performance			1.20		7.50	7.75	7.75	8.00	7.50	7.75	6.75	8.25	7.00		7.61
Composition			1.20		7.50	8.00	7.50	7.75	7.50	8.00	7.25	8.25	7.25		7.64
Interpretation of the Music/Timing			1.20		7.50	8.25	7.50	8.00	7.50	7.75	7.00	8.00	7.50		7.68
Judges Total Program Component Score (factored)															45.82

Deductions	0.00
Costume/Prop violation:	(1 of 10)

ISU GP Rostelecom Cup 2017

ICE DANCE FREE DANCE JUDGES DETAILS PER SKATER

Rank	Name	Nation	Starting Number	Total Segment Score	Total Element Score	Program Score (factored)	Total Component Score (factored)	Total Deductions
9	Alisa AGAFONOVA / Alper UCAR	TUR	1	87.68	44.30		43.38	0.00

#	Executed Elements	Info	Base Value	GOE	J1	J2	J3	J4	J5	J6	J7	J8	J9	Ref	Scores of Panel
1	ChSp1		1.00	0.50	1	1	2	1	1	0	0	1	0		1.50
2	StLi3		4.00	0.69	2	1	2	1	1	1	1	1	1		4.69
3	CiSt2		5.60	0.31	0	0	0	0	0	0	1	1	1		5.91
4	CoSp4		5.60	0.51	1	1	1	0	0	1	1	1	1		6.11
5	CuLi4		4.50	0.51	1	1	1	1	1	0	1	0	1		5.01
6	RoLi4		4.50	0.60	1	1	2	0	1	1	1	1	1		5.10
7	STw4		6.60	0.51	1	1	1	0	1	1	1	1	0		7.11
8	DiSt3		7.10	0.47	1	1	0	0	1	1	0	0	0		7.57
9	ChLi1		1.00	0.30	1	1	2	1	0	0	-1	0	0		1.30
			39.90												44.30
Program Components				Factor											
	Skating Skills			1.20	7.50	7.75	7.25	7.00	6.50	7.25	7.25	7.25	7.25		7.25
	Transitions			1.20	7.50	7.50	7.25	6.75	6.75	6.75	7.00	6.75	7.00		7.00
	Performance			1.20	7.75	7.75	7.50	7.00	6.50	7.00	7.25	7.25	7.00		7.25
	Composition			1.20	8.00	7.50	7.75	7.25	6.50	7.00	7.00	7.25	7.25		7.29
	Interpretation of the Music/Timing			1.20	7.75	8.00	7.50	7.25	6.75	7.25	7.50	7.00	7.25		7.36
Judges Total Program Component Score (factored)															43.38

Deductions	Total Deductions
Violation of choreography restrictions: (1 of 10)	0.00

Rank	Name	Nation	Starting Number	Total Segment Score	Total Element Score	Program Score (factored)	Total Component Score (factored)	Total Deductions
10	Nicole KUZMICOVA / Alexandr SINICYN	CZE	2	82.42	41.87		40.55	0.00

#	Executed Elements	Info	Base Value	GOE	J1	J2	J3	J4	J5	J6	J7	J8	J9	Ref	Scores of Panel
1	CiSt2		5.60	0.16	0	0	0	0	0	0	-1	1	1		5.76
2	RoLi4		4.50	0.51	1	1	1	2	1	1	0	0	1		5.01
3	CoSp4		5.60	0.60	1	0	1	1	1	1	1	1	1		6.20
4	CuLi3		4.00	0.34	0	1	1	1	1	0	-1	0	1		4.34
5	ChSp1		1.00	0.30	1	0	1	1	0	1	0	0	0		1.30
6	STw4		6.60	0.09	0	0	0	0	1	0	0	1	0		6.69
7	DiSt2		5.60	0.00	0	0	0	0	0	0	-1	1	0		5.60
8	StLi4		4.50	0.77	2	1	2	2	1	1	1	1	1		5.27
9	ChLi1		1.00	0.70	1	1	2	1	1	1	0	1	1		1.70
			38.40												41.87
Program Components				Factor											
	Skating Skills			1.20	6.50	6.75	6.75	6.50	6.25	6.75	6.25	7.00	6.75		6.61
	Transitions			1.20	6.50	6.25	6.75	6.50	6.25	6.50	6.00	6.75	6.75		6.50
	Performance			1.20	6.75	6.50	7.00	7.00	7.25	7.00	6.25	7.25	7.00		6.93
	Composition			1.20	7.00	6.25	7.25	6.75	6.75	7.00	6.50	7.25	7.00		6.89
	Interpretation of the Music/Timing			1.20	6.75	6.50	7.00	6.75	6.75	7.25	6.25	7.00	7.25		6.86
Judges Total Program Component Score (factored)															40.55

Deductions	Total Deductions
	0.00

ISU GP Rostelecom Cup 2017

PAIRS

Megasport	20 Oct 2017 21 Oct 2017	Short Program Free Skating
------------------	----------------------------	-------------------------------

Size of Skating Area	:	30m*60m
Ice Conditions	:	very good
Number of Entries	:	8
Number of Participants	:	8

Entry Withdrawn	:	
-----------------	---	--

Short Program			
Duration	:	2:40	+ - 10 Sec.
Segment Factor	:	1.00	
Program Component Factors			
	Skating Skills		0.80
	Transitions		0.80
	Performance		0.80
	Composition		0.80
	Interpretation of the Music		0.80

Free Skating			
Duration	:	4:30	+ - 10 Sec.
Segment Factor	:	1.00	
Program Components Factors			
	Skating Skills		1.60
	Transitions		1.60
	Performance		1.60
	Composition		1.60
	Interpretation of the Music		1.60

ISU GP Rostelecom Cup 2017

PANEL OF JUDGES

PAIRS

Officials

Technical Controller	Ms. Florence VUYLSTEKER	ISU
Technical Specialist	Mr. Troy GOLDSTEIN	ISU
Assistant Technical Specialist	Mr. Soltan KOKOEV	ISU

Judges

Referee	Ms. Ekaterina SEROVA	ISU
Judge No.1	Ms. Elena FOMINA	RUS
Judge No.2	Ms. Lynne DEY	CAN
Judge No.3	Ms. So Young AN	KOR
Judge No.4	Ms. Anna KANTOR	ISR
Judge No.5	Ms. Agita ABELE	LAT
Judge No.6	Ms. Etsuko AZUMA	JPN
Judge No.7	Mr. Paolo PIZZOCARI	ITA
Judge No.8	Ms. Lorrie PARKER	USA
Judge No.9	Mr. Richard KOSINA	CZE

Data/Replay Operator

Data Operator	Mr. Sarkis TEWANIAN	ISU
Replay Operator	Mr. Ronny BANFI	ISU

ISU GP Rostelecom Cup 2017

RESULTS

PAIRS FINAL RESULT

Pl.	Name	Nation	Total Score	SP	FS
1	Evgenia TARASOVA / Vladimir MOROZOV	RUS	224.25	1	1
2	Ksenia STOLBOVA / Fedor KLIMOV	RUS	204.43	2	2
3	Kristina ASTAKHOVA / Alexei ROGONOV	RUS	199.11	4	3
4	Valentina MARCHEI / Ondrej HOTAREK	ITA	193.63	3	4
5	Julianne SEGUIN / Charlie BILODEAU	CAN	186.16	5	5
6	Miriam ZIEGLER / Severin KIEFER	AUT	175.06	6	7
7	Marissa CASTELLI / Mervin TRAN	USA	170.53	7	6
8	Sumire SUTO / Francis BOUDREAU-AUDET	JPN	136.80	8	8



Ms. Ekaterina SEROVA ISU

Referee

Printed: 21/10/2017 19:02:07



Ms. Florence VUYLSTEKER ISU

Technical Controller

ISU GP Rostelecom Cup 2017

RESULTS

PAIRS SHORT PROGRAM

Pl.	Name	Nation	Total Segment Score
1	Evgenia TARASOVA / Vladimir MOROZOV	RUS	76.88
2	Ksenia STOLBOVA / Fedor KLIMOV	RUS	71.39
3	Valentina MARCHEI / Ondrej HOTAREK	ITA	68.48
4	Kristina ASTAKHOVA / Alexei ROGONOV	RUS	67.14
5	Julianne SEGUIN / Charlie BILODEAU	CAN	67.06
6	Miriam ZIEGLER / Severin KIEFER	AUT	59.35
7	Marissa CASTELLI / Mervin TRAN	USA	54.37
8	Sumire SUTO / Francis BOUDREAU-AUDET	JPN	48.93

Printed: 20/10/2017 19:38:20

ISU GP Rostelecom Cup 2017

PAIRS SHORT PROGRAM JUDGES DETAILS PER SKATER

Rank	Name	Nation	Starting Number	Total Segment Score	Total Element Score	Program Score (factored)	Total Component Score (factored)	Total Deductions
1	Evgenia TARASOVA / Vladimir MOROZOV	RUS	8	76.88	39.94		36.94	0.00

#	Executed Elements	Info	Base Value	GOE	J1	J2	J3	J4	J5	J6	J7	J8	J9	Ref	Scores of Panel
1	3Tw4		6.60	2.10	3	3	3	3	2	3	3	3	3		8.70
2	3T		4.30	-1.10	-2	-2	-1	-1	-1	-2	0	-2	-2		3.20
3	3LoTh		5.00	2.00	3	2	3	3	3	3	3	2	3		7.00
4	FIDs3		3.20	1.30	2	1	2	2	1	2	2	2	2		4.50
5	PCoSp4		4.50	0.93	2	1	2	2	1	2	2	2	2		5.43
6	3Li4		4.50	1.21	3	2	3	2	2	2	2	3	3		5.71
7	StSq4		3.90	1.50	3	2	2	2	2	2	3	2	2		5.40
			32.00												39.94
Program Components				Factor											
	Skating Skills			0.80	9.50	9.25	9.00	9.25	9.50	9.25	9.50	9.00	9.25		9.29
	Transitions			0.80	9.25	9.00	8.50	9.00	9.00	9.50	9.25	9.00	9.00		9.07
	Performance			0.80	9.50	9.00	9.00	9.25	9.50	9.50	9.50	9.50	9.50		9.39
	Composition			0.80	9.50	9.25	9.00	9.00	9.25	9.25	9.50	9.25	9.25		9.25
	Interpretation of the Music			0.80	9.25	9.00	9.25	9.00	9.50	9.25	9.25	9.00	9.25		9.18
Judges Total Program Component Score (factored)															36.94

Deductions		0.00
-------------------	--	-------------

Rank	Name	Nation	Starting Number	Total Segment Score	Total Element Score	Program Score (factored)	Total Component Score (factored)	Total Deductions
2	Ksenia STOLBOVA / Fedor KLIMOV	RUS	7	71.39	36.36		36.03	1.00

#	Executed Elements	Info	Base Value	GOE	J1	J2	J3	J4	J5	J6	J7	J8	J9	Ref	Scores of Panel
1	3Tw2		5.80	-0.60	0	-2	-1	-1	0	0	0	-2	-2		5.20
2	3FTh		5.50	2.00	3	3	3	3	2	3	3	3	2		7.50
3	3T		4.30	-2.10	-3	-3	-3	-3	-3	-3	-3	-3	-3		2.20
4	FIDs4		3.50	1.40	3	0	2	2	2	1	2	3	2		4.90
5	PCoSp4		4.50	0.86	2	1	2	2	1	2	2	3	1		5.36
6	3Li4		4.50	1.00	3	2	2	2	2	2	2	2	2		5.50
7	StSq4		3.90	1.80	3	2	2	3	3	2	3	3	2		5.70
			32.00												36.36
Program Components				Factor											
	Skating Skills			0.80	9.25	9.00	8.25	9.25	9.25	9.25	9.25	9.25	8.75		9.14
	Transitions			0.80	9.00	8.75	8.00	9.00	9.00	9.00	9.00	9.00	8.50		8.89
	Performance			0.80	9.25	8.75	8.50	9.00	8.75	8.50	9.25	9.00	8.50		8.82
	Composition			0.80	9.50	9.00	8.50	9.25	9.25	8.75	9.25	9.25	8.75		9.07
	Interpretation of the Music			0.80	9.25	8.75	8.75	9.25	9.25	9.00	9.50	9.50	8.75		9.11
Judges Total Program Component Score (factored)															36.03

Deductions	Falls: -1.00	-1.00
-------------------	--------------	--------------

ISU GP Rostelecom Cup 2017

PAIRS SHORT PROGRAM JUDGES DETAILS PER SKATER

Rank	Name	Nation	Starting Number	Total Segment Score	Total Element Score	Total Program Component Score (factored)		Total Deductions
3	Valentina MARCHEI / Ondrej HOTAREK	ITA	5	68.48	36.13	32.35		0.00

#	Executed Elements	Info	Base Value	GOE	J1	J2	J3	J4	J5	J6	J7	J8	J9	Ref	Scores of Panel
1	3S		4.40	1.20	1	2	1	1	2	2	2	2	2		5.60
2	3Tw2		5.80	-0.30	0	0	-1	0	0	0	-1	-1	-2		5.50
3	3LzTh		5.50	1.00	2	1	1	2	1	1	2	2	1		6.50
4	3Li4		4.50	0.93	2	2	1	2	2	2	2	1	2		5.43
5	FiDs4		3.50	0.80	1	1	1	2	1	2	1	1	1		4.30
6	PCoSp3		4.00	0.50	1	1	1	1	1	1	1	1	1		4.50
7	StSq3		3.30	1.00	2	2	2	2	2	2	3	2	2		4.30
			31.00												36.13
	Program Components			Factor											
	Skating Skills			0.80	7.75	8.00	7.75	7.75	8.00	8.25	8.25	8.25	7.75		7.96
	Transitions			0.80	7.50	8.00	7.75	7.50	7.75	8.25	8.00	8.00	7.50		7.79
	Performance			0.80	8.25	8.50	8.00	8.00	8.25	8.50	8.75	8.50	8.00		8.29
	Composition			0.80	8.00	8.50	7.75	8.00	8.25	8.00	8.50	8.25	7.75		8.11
	Interpretation of the Music			0.80	8.25	8.75	8.00	8.00	8.00	8.75	8.50	8.50	8.00		8.29
	Judges Total Program Component Score (factored)														32.35

Deductions		Total Deductions
		0.00

Rank	Name	Nation	Starting Number	Total Segment Score	Total Element Score	Total Program Component Score (factored)		Total Deductions
4	Kristina ASTAKHOVA / Alexei ROGOV	RUS	4	67.14	36.54	30.60		0.00

#	Executed Elements	Info	Base Value	GOE	J1	J2	J3	J4	J5	J6	J7	J8	J9	Ref	Scores of Panel
1	3S		4.40	1.00	2	1	1	1	1	2	2	1	2		5.40
2	3Tw3		6.20	0.40	1	1	1	0	0	1	0	-1	1		6.60
3	3Li4		4.50	0.64	2	1	1	2	1	2	1	1	1		5.14
4	3FTh		5.50	0.20	1	0	1	1	-1	0	1	0	-1		5.70
5	FiDs4		3.50	0.90	2	1	1	2	0	1	2	1	1		4.40
6	StSq3		3.30	0.79	2	1	1	1	2	2	2	2	1		4.09
7	PCoSp4		4.50	0.71	2	0	1	2	1	2	1	2	1		5.21
			31.90												36.54
	Program Components			Factor											
	Skating Skills			0.80	8.00	7.50	7.25	7.75	7.75	7.50	7.25	8.00	7.50		7.61
	Transitions			0.80	8.00	7.25	7.00	7.50	7.50	7.75	7.50	7.75	7.50		7.54
	Performance			0.80	8.25	7.25	7.50	7.75	7.50	7.75	7.25	8.50	7.75		7.68
	Composition			0.80	8.25	7.75	7.50	7.50	7.75	7.50	7.75	8.25	7.50		7.71
	Interpretation of the Music			0.80	8.00	7.50	7.75	7.75	7.50	8.00	7.50	8.50	7.50		7.71
	Judges Total Program Component Score (factored)														30.60

Deductions		Total Deductions
		0.00

ISU GP Rostelecom Cup 2017

PAIRS SHORT PROGRAM JUDGES DETAILS PER SKATER

Rank	Name	Nation	Starting Number	Total Segment Score	Total Element Score	Program Score (factored)	Total Component Score (factored)	Total Deductions
5	Julianne SEGUIN / Charlie BILODEAU	CAN	6	67.06	35.99		31.07	0.00

#	Executed Elements	Info	Base Value	GOE	J1	J2	J3	J4	J5	J6	J7	J8	J9	Ref	Scores of Panel
1	3Tw3		6.20	0.70	1	1	1	1	1	1	2	1	1		6.90
2	3S		4.40	0.60	1	0	1	1	1	0	1	2	1		5.00
3	3Li4		4.50	1.00	2	1	2	2	2	2	2	2	2		5.50
4	FiDs4		3.50	0.70	1	0	0	2	0	2	2	1	1		4.20
5	3LzTh		5.50	0.50	1	1	1	1	0	0	1	1	0		6.00
6	StSq2		2.60	0.50	2	1	1	1	1	1	1	1	0		3.10
7	PCoSp4		4.50	0.79	2	2	1	1	1	2	2	2	1		5.29
			31.20												35.99
	Program Components			Factor											
	Skating Skills			0.80	8.00	7.50	7.50	7.25	8.25	8.00	8.00	8.50	7.50		7.82
	Transitions			0.80	7.50	7.25	7.00	7.00	8.00	8.50	7.75	8.25	7.25		7.57
	Performance			0.80	7.75	7.50	7.25	7.50	8.00	8.25	8.25	8.50	7.75		7.86
	Composition			0.80	7.75	8.00	7.50	7.25	7.75	8.25	8.00	8.50	7.50		7.82
	Interpretation of the Music			0.80	8.00	7.75	7.50	7.25	7.75	8.00	7.75	8.50	7.50		7.75
	Judges Total Program Component Score (factored)														31.07

Deductions	0.00
-------------------	-------------

Rank	Name	Nation	Starting Number	Total Segment Score	Total Element Score	Program Score (factored)	Total Component Score (factored)	Total Deductions
6	Miriam ZIEGLER / Severin KIEFER	AUT	3	59.35	30.93		28.42	0.00

#	Executed Elements	Info	Base Value	GOE	J1	J2	J3	J4	J5	J6	J7	J8	J9	Ref	Scores of Panel
1	3TwB		5.00	-0.60	-1	-2	0	-1	-1	0	0	-1	-2		4.40
2	3T		4.30	0.70	1	1	0	1	1	1	1	1	1		5.00
3	FiDs4		3.50	0.70	1	1	0	1	1	1	1	2	1		4.20
4	PCoSp4		4.50	0.50	2	0	0	1	1	1	1	2	1		5.00
5	3FTh		5.50	-1.40	-2	-2	-2	-2	-2	-2	-2	-2	-2		4.10
6	StSq3		3.30	0.43	1	1	0	1	1	1	1	2	0		3.73
7	3Li3		4.00	0.50	1	1	1	1	1	1	1	1	1		4.50
			30.10												30.93
	Program Components			Factor											
	Skating Skills			0.80	7.25	6.50	7.00	7.25	7.25	7.25	7.25	7.75	6.75		7.14
	Transitions			0.80	7.00	6.00	6.25	7.00	7.00	7.25	7.00	7.50	6.50		6.86
	Performance			0.80	7.25	6.50	6.75	7.25	7.50	7.50	7.25	8.25	6.75		7.18
	Composition			0.80	7.50	6.50	7.25	7.00	7.25	7.50	7.25	8.00	6.50		7.18
	Interpretation of the Music			0.80	7.25	6.75	7.25	7.25	7.00	7.75	7.00	8.25	6.50		7.18
	Judges Total Program Component Score (factored)														28.42

Deductions	0.00
-------------------	-------------

ISU GP Rostelecom Cup 2017

PAIRS SHORT PROGRAM JUDGES DETAILS PER SKATER

Rank	Name	Nation	Starting Number	Total Segment Score	Total Element Score	Program Score (factored)	Total Component Score (factored)	Total Deductions
7	Marissa CASTELLI / Mervin TRAN	USA	2	54.37	27.07		28.30	1.00

#	Executed Elements	Info	Base Value	GOE	J1	J2	J3	J4	J5	J6	J7	J8	J9	Ref	Scores of Panel
1	3Tw3		6.20	0.10	0	0	1	0	0	0	0	0	1		6.30
2	2S		1.30	-0.40	-2	-2	-2	-2	-2	-2	-2	-2	-2		0.90
3	3Li4		4.50	0.21	-1	1	1	0	1	1	0	0	0		4.71
4	PCoSp4		4.50	0.43	1	1	1	0	1	1	1	2	0		4.93
5	StSq3		3.30	0.43	1	1	1	0	1	1	1	1	0		3.73
6	3STh		4.50	-2.10	-3	-3	-3	-3	-3	-3	-3	-3	-3		2.40
7	FiDs4		3.50	0.60	0	1	1	0	1	1	1	2	1		4.10
			27.80												27.07
Program Components				Factor											
	Skating Skills			0.80	7.00	6.75	7.50	6.50	7.25	7.25	7.25	8.00	7.00		7.14
	Transitions			0.80	6.75	7.00	7.00	6.25	7.00	7.25	6.50	8.25	6.75		6.89
	Performance			0.80	6.75	7.00	7.75	6.25	7.00	7.00	6.50	7.75	7.25		7.04
	Composition			0.80	7.25	7.25	7.50	6.50	7.25	7.00	6.75	8.00	7.00		7.14
	Interpretation of the Music			0.80	7.00	7.50	7.75	6.25	7.00	7.50	6.75	8.00	6.75		7.18
Judges Total Program Component Score (factored)															28.30

Deductions	Falls: -1.00	-1.00
-------------------	--------------	--------------

Rank	Name	Nation	Starting Number	Total Segment Score	Total Element Score	Program Score (factored)	Total Component Score (factored)	Total Deductions
8	Sumire SUTO / Francis BOUDREAU-AUDET	JPN	1	48.93	24.12		24.81	0.00

#	Executed Elements	Info	Base Value	GOE	J1	J2	J3	J4	J5	J6	J7	J8	J9	Ref	Scores of Panel
1	3Tw1		5.40	-0.50	-1	-1	-1	0	0	-1	0	-1	-2		4.90
2	2S		1.30	-0.40	-2	-2	-2	-2	-2	-2	-3	-2	-2		0.90
3	3STh		4.50	-0.20	-1	0	0	0	-1	0	-1	1	0		4.30
4	3Li3		4.00	-0.50	-1	-1	-1	-1	-1	-1	-1	-1	-1		3.50
5	PCoSp4		4.50	0.21	1	0	0	0	1	1	0	1	0		4.71
6	StSq2		2.60	-0.29	0	-1	-1	0	-1	-1	0	0	-1		2.31
7	FiDs4		3.50	0.00	1	1	-1	0	-1	0	0	0	0		3.50
			25.80												24.12
Program Components				Factor											
	Skating Skills			0.80	6.25	6.25	6.50	6.00	6.00	6.25	6.50	6.75	6.50		6.32
	Transitions			0.80	6.00	6.25	6.00	5.50	5.75	6.50	6.00	6.50	6.25		6.11
	Performance			0.80	6.00	6.00	6.00	5.50	5.75	6.25	6.25	6.50	6.50		6.11
	Composition			0.80	6.25	6.00	6.00	6.00	6.00	6.50	6.75	6.75	6.50		6.29
	Interpretation of the Music			0.80	6.00	5.75	6.75	6.00	5.75	6.25	6.50	6.50	6.25		6.18
Judges Total Program Component Score (factored)															24.81

Deductions		0.00
-------------------	--	-------------

ISU GP Rostelecom Cup 2017

RESULTS

PAIRS FREE SKATING

Pl.	Name	Nation	Total Segment Score
1	Evgenia TARASOVA / Vladimir MOROZOV	RUS	147.37
2	Ksenia STOLBOVA / Fedor KLIMOV	RUS	133.04
3	Kristina ASTAKHOVA / Alexei ROGONOV	RUS	131.97
4	Valentina MARCHEI / Ondrej HOTAREK	ITA	125.15
5	Julianne SEGUIN / Charlie BILODEAU	CAN	119.10
6	Marissa CASTELLI / Mervin TRAN	USA	116.16
7	Miriam ZIEGLER / Severin KIEFER	AUT	115.71
8	Sumire SUTO / Francis BOUDREAU-AUDET	JPN	87.87

Printed: 21/10/2017 19:02:13

ISU GP Rostelecom Cup 2017

PAIRS FREE SKATING JUDGES DETAILS PER SKATER

Rank	Name	Nation	Starting Number	Total Segment Score	Total Element Score	Total Program Score (factored)	Total Component Score (factored)	Total Deductions
1	Evgenia TARASOVA / Vladimir MOROZOV	RUS	8	147.37	73.79		74.58	1.00

#	Executed Elements	Info	Base Value	GOE	J1	J2	J3	J4	J5	J6	J7	J8	J9	Ref	Scores of Panel
1	4Tw3		8.60	0.29	1	0	0	0	2	1	1	-1	-1		8.89
2	3S		4.40	0.20	1	0	1	1	0	0	1	-1	-1		4.60
3	3STh		4.50	2.10	3	3	3	3	3	3	3	3	2		6.60
4	3T+2T+2T		6.90	1.30	2	1	2	2	2	2	1	2	2		8.20
5	5RLi4		7.50	1.10	2	1	2	2	1	1	1	2	2		8.60
6	BoDs3		4.00	1.10	2	2	1	2	1	1	2	1	2		5.10
7	FCCoSp4		3.50	1.07	2	2	3	2	1	3	2	2	2		4.57
8	ChSq1		2.00	1.40	2	2	2	2	2	2	2	2	2		3.40
9	3LoTh		5.00	-0.50	-1	0	-2	0	-1	0	1	-2	-1		4.50
10	5ALi4		7.50	1.40	3	2	2	2	2	2	2	2	2		8.90
11	3Li4		4.50	0.57	2	1	2	1	1	1	1	1	1		5.07
12	PCoSp4		4.50	0.86	2	2	2	2	1	1	2	2	1		5.36
			62.90												73.79
	Program Components			Factor											
	Skating Skills			1.60	9.50	9.25	9.25	9.50	9.50	9.50	9.25	9.25	9.25		9.36
	Transitions			1.60	9.25	8.75	9.00	9.25	9.25	9.25	9.00	9.00	9.00		9.11
	Performance			1.60	9.50	9.25	9.50	9.50	9.50	9.75	9.50	9.50	9.25		9.46
	Composition			1.60	9.25	9.25	9.50	9.25	9.50	9.25	9.25	9.25	9.25		9.29
	Interpretation of the Music			1.60	9.50	9.00	9.50	9.50	9.25	9.50	9.50	9.25	9.25		9.39
	Judges Total Program Component Score (factored)														74.58

Deductions	Time violation: -1.00	-1.00
-------------------	-----------------------	--------------

Rank	Name	Nation	Starting Number	Total Segment Score	Total Element Score	Total Program Score (factored)	Total Component Score (factored)	Total Deductions
2	Ksenia STOLBOVA / Fedor KLIMOV	RUS	7	133.04	62.23		72.81	2.00

#	Executed Elements	Info	Base Value	GOE	J1	J2	J3	J4	J5	J6	J7	J8	J9	Ref	Scores of Panel
1	3Tw2		5.80	-0.10	0	-2	-1	0	1	0	1	-1	0		5.70
2	3FTh		5.50	-1.20	-1	0	-2	-2	-2	-2	-1	-2	-2		4.30
3	3T+COMBO		4.30	-2.10	-3	-3	-3	-3	-3	-3	-3	-3	-3		2.20
4	ChSq1		2.00	1.30	2	2	1	2	2	1	3	2	2		3.30
5	3S		4.40	0.80	2	1	1	2	1	1	1	1	1		5.20
6	5RLi4		7.50	1.40	3	2	2	1	2	2	3	1	2		8.90
7	BoDs4		4.50	1.10	2	2	1	2	1	1	2	1	2		5.60
8	FCCoSp4		3.50	1.21	3	3	2	2	2	3	3	2	2		4.71
9	5ALi4		7.50	1.50	3	2	3	2	2	2	2	2	2		9.00
10	PCoSp4		4.50	0.71	2	1	2	2	1	1	2	1	1		5.21
11	3Li4		4.50	1.21	3	1	3	2	2	3	3	2	2		5.71
12	3STh		4.50	-2.10	-3	-3	-3	-3	-3	-3	-2	-3	-3		2.40
			58.50												62.23
	Program Components			Factor											
	Skating Skills			1.60	9.25	8.75	8.75	9.00	9.50	9.75	9.25	9.25	8.75		9.11
	Transitions			1.60	9.25	8.75	8.25	8.75	9.50	9.50	9.25	9.25	8.75		9.07
	Performance			1.60	9.00	8.75	8.75	8.50	9.25	8.75	8.50	8.75	9.00		8.79
	Composition			1.60	9.50	9.25	9.00	9.25	9.50	9.25	9.25	9.50	9.00		9.29
	Interpretation of the Music			1.60	9.25	9.00	9.00	9.25	9.50	9.50	9.25	9.50	9.00		9.25
	Judges Total Program Component Score (factored)														72.81

Deductions	Falls: -2.00	-2.00
-------------------	--------------	--------------

ISU GP Rostelecom Cup 2017

PAIRS FREE SKATING JUDGES DETAILS PER SKATER

Rank	Name	Nation	Starting Number	Total Segment Score	Total Element Score	Total Program Component Score (factored)						Total Deductions
3	Kristina ASTAKHOVA / Alexei ROGO NOV	RUS	6	131.97	67.46	64.51						0.00

#	Executed Elements	Info	Base Value	GOE	J1	J2	J3	J4	J5	J6	J7	J8	J9	Ref	Scores of Panel	
1	3T+2T+2T		6.90	0.80	1	1	0	1	1	3	1	1	2		7.70	
2	3Tw2		5.80	0.60	1	1	0	1	1	1	0	1	1		6.40	
3	3S		4.40	0.70	2	0	1	1	1	1	1	1	1		5.10	
4	5ALi4		7.50	1.10	2	2	1	2	1	2	1	2	1		8.60	
5	ChSq1		2.00	1.40	2	2	1	2	2	2	2	2	2		3.40	
6	3FTh		5.50	0.10	1	0	0	0	0	1	0	0	0		5.60	
7	3LoTh		5.00	-1.40	-2	-2	-2	-2	-2	-2	-2	-3	-2		3.60	
8	BoDs3		4.00	1.10	2	2	1	2	1	1	1	2	2		5.10	
9	FCCoSp4		3.50	0.57	1	1	1	1	1	2	0	2	1		4.07	
10	5RLi4		7.50	0.60	1	0	1	1	1	2	0	1	1		8.10	
11	3Li4		4.50	0.50	2	1	1	1	1	1	0	1	1		5.00	
12	PCoSp4		4.50	0.29	2	0	0	1	0	0	1	1	1		4.79	
			61.10												67.46	
Program Components			Factor													
Skating Skills			1.60		8.00	7.50	7.50	8.25	8.50	8.75	7.50	8.50	7.75	8.00		7.89
Transitions			1.60		8.25	7.75	6.75	7.75	8.25	9.00	7.50	8.25	7.50	8.00		8.11
Performance			1.60		8.00	7.75	7.75	8.00	8.50	9.25	7.75	8.75	8.00		8.14	
Composition			1.60		8.50	8.00	7.25	8.00	8.50	9.00	7.75	8.50	7.75		8.18	
Interpretation of the Music			1.60		8.25	8.25	7.75	8.25	8.25	9.00	7.75	8.75	7.75		64.51	
Judges Total Program Component Score (factored)																

Deductions															
															0.00

Rank	Name	Nation	Starting Number	Total Segment Score	Total Element Score	Total Program Component Score (factored)						Total Deductions
4	Valentina MARCHEI / Ondrej HOTAREK	ITA	5	125.15	62.70	64.45						2.00

#	Executed Elements	Info	Base Value	GOE	J1	J2	J3	J4	J5	J6	J7	J8	J9	Ref	Scores of Panel
1	3Tw3		6.20	-0.40	0	0	-1	0	1	-1	-1	-1	-2		5.80
2	3T<	<	3.00	-2.10	-3	-3	-3	-3	-3	-3	-3	-3	-3		0.90
3	3S+2T+2T		7.00	0.30	1	1	0	0	1	1	0	0	0		7.30
4	5ALi4		7.50	0.50	1	1	1	1	1	0	1	0	0		8.00
5	ChSq1		2.00	0.70	1	1	1	1	1	2	1	1	1		2.70
6	3LoTh		5.00	0.90	1	1	1	1	1	1	2	2	2		5.90
7	FCCoSp4		3.50	-0.21	-1	-1	1	-1	-1	0	-1	-1	0		3.29
8	5RLi4		7.50	1.00	2	2	1	1	1	1	2	1	2		8.50
9	3Li4		4.50	1.00	2	2	2	2	2	2	2	1	2		5.50
10	3LzTh		5.50	1.10	2	1	2	1	1	2	2	2	1		6.60
11	BiDs2		3.00	0.50	1	0	1	0	0	1	2	1	1		3.50
12	PCoSp3		4.00	0.71	2	1	2	1	2	1	2	1	1		4.71
			58.70												62.70
Program Components			Factor												
Skating Skills			1.60		8.00	8.25	7.75	7.50	8.25	8.25	7.75	7.75	7.75		7.93
Transitions			1.60		7.75	8.00	7.00	7.25	8.50	8.50	8.00	8.00	7.50		7.86
Performance			1.60		8.25	8.50	8.00	7.50	8.25	8.00	8.50	8.25	7.75		8.14
Composition			1.60		8.00	8.50	7.50	7.50	8.50	8.50	8.50	8.25	7.75		8.14
Interpretation of the Music			1.60		8.25	8.25	8.00	7.25	8.25	9.00	8.75	8.25	7.75		8.21
Judges Total Program Component Score (factored)															64.45

Deductions																		
			Time violation: -1.00			Falls: -1.00												-2.00

< Under-rotated jump

ISU GP Rostelecom Cup 2017

PAIRS FREE SKATING JUDGES DETAILS PER SKATER

Rank	Name	Nation	Starting Number	Total Segment Score	Total Element Score	Total Program Score (factored)	Total Component Score (factored)	Total Deductions
5	Julianne SEGUIN / Charlie BILODEAU	CAN	4	119.10	57.69		61.41	0.00

#	Executed Elements	Info	Base Value	GOE	J1	J2	J3	J4	J5	J6	J7	J8	J9	Ref	Scores of Panel
1	3Tw3		6.20	0.60	1	1	1	0	1	0	1	1	2		6.80
2	3T+1T		4.70	-1.90	-2	-3	-3	-3	-2	-3	-3	-3	-2		2.80
3	5RLi3		7.00	0.80	1	2	1	2	1	1	1	1	1		7.80
4	3S		4.40	-1.30	-2	-1	-2	-2	-2	-2	-1	-2	-2		3.10
5	3LzTh		5.50	0.70	1	1	1	0	1	1	2	1	1		6.20
6	BoDs1		3.00	0.60	1	1	0	1	0	1	1	2	1		3.60
7	FCCoSp4		3.50	0.29	1	0	1	1	0	0	1	1	0		3.79
8	ChSq1		2.00	0.80	1	1	1	1	2	1	1	2	1		2.80
9	5ALi3		7.00	-0.20	-1	2	-1	-1	0	0	1	-1	0		6.80
10	3LoTh		5.00	0.90	2	1	1	0	2	2	1	1	1		5.90
11	3Li4		4.50	0.57	1	2	1	1	1	1	1	2	1		5.07
12	PCoSp1V		2.10	0.93	2	2	2	2	1	1	2	2	2		3.03
			54.90												57.69
	Program Components			Factor											
	Skating Skills			1.60	7.75	8.00	7.25	7.50	7.75	7.75	7.50	8.25	7.75		7.71
	Transitions			1.60	7.50	7.75	6.50	7.25	7.50	7.75	7.50	8.25	7.25		7.50
	Performance			1.60	7.50	8.00	7.75	7.25	7.75	7.50	7.25	8.50	7.75		7.64
	Composition			1.60	7.75	8.25	7.75	7.25	8.00	8.00	7.50	8.25	7.50		7.82
	Interpretation of the Music			1.60	7.50	8.25	7.75	7.50	7.75	7.75	7.00	8.50	7.50		7.71
	Judges Total Program Component Score (factored)														61.41

Deductions	0.00
-------------------	-------------

Rank	Name	Nation	Starting Number	Total Segment Score	Total Element Score	Total Program Score (factored)	Total Component Score (factored)	Total Deductions
6	Marissa CASTELLI / Mervin TRAN	USA	2	116.16	57.54		58.62	0.00

#	Executed Elements	Info	Base Value	GOE	J1	J2	J3	J4	J5	J6	J7	J8	J9	Ref	Scores of Panel
1	3Tw3		6.20	0.60	1	1	1	1	0	1	0	1	1		6.80
2	2T		1.30	-0.40	-2	-2	-2	-2	-2	-2	-2	-2	-2		0.90
3	5RLi4		7.50	0.90	2	2	1	1	1	1	1	2	1		8.40
4	3FTh		5.50	0.10	1	0	0	0	0	0	0	1	0		5.60
5	FCCoSp4		3.50	0.79	2	2	1	1	1	2	2	2	1		4.29
6	PCoSp4		4.50	0.50	1	1	1	0	1	1	2	2	0		5.00
7	3S<<+SEQ	<<	1.04	-0.60	-3	-3	-3	-3	-3	-3	-3	-3	-3		0.44
8	3Li4		4.50	0.71	2	2	1	2	1	1	1	2	0		5.21
9	3STh		4.50	0.20	0	1	0	0	0	0	1	1	0		4.70
10	5ALi4		7.50	1.00	1	2	1	1	2	2	1	2	1		8.50
11	ChSq1		2.00	0.90	1	2	1	1	0	2	1	2	1		2.90
12	BoDs3		4.00	0.80	1	1	1	1	1	2	1	2	1		4.80
			52.04												57.54
	Program Components			Factor											
	Skating Skills			1.60	7.25	7.50	7.50	6.50	7.25	7.50	7.25	8.25	7.25		7.36
	Transitions			1.60	7.00	7.50	7.00	6.25	7.25	7.50	7.00	8.50	6.75		7.14
	Performance			1.60	7.00	7.75	7.50	6.25	7.50	7.25	6.75	8.25	7.25		7.29
	Composition			1.60	7.25	8.00	7.75	6.50	7.50	7.50	7.25	8.50	7.00		7.46
	Interpretation of the Music			1.60	7.25	8.25	7.75	6.75	7.25	7.75	6.75	8.50	6.75		7.39
	Judges Total Program Component Score (factored)														58.62

Deductions	0.00
-------------------	-------------

<< Downgraded jump

ISU GP Rostelecom Cup 2017

PAIRS FREE SKATING JUDGES DETAILS PER SKATER

Rank	Name	Nation	Starting Number	Total Segment Score	Total Element Score	Total Program Score (factored)	Total Component Score (factored)	Total Deductions
7	Miriam ZIEGLER / Severin KIEFER	AUT	3	115.71	57.49		58.22	0.00

#	Executed Elements	Info	Base Value	GOE	J1	J2	J3	J4	J5	J6	J7	J8	J9	Ref	Scores of Panel
1	3S		4.40	0.80	2	1	0	1	1	2	1	1	1		5.20
2	3Tw1		5.40	-0.80	-1	-1	-1	-2	-1	-1	-1	-1	-2		4.60
3	3T+2T+1T<<	<<	5.60	-1.90	-2	-3	-3	-3	-2	-3	-1	-3	-3		3.70
4	5RLi3		7.00	0.00	1	0	0	0	0	0	0	0	0		7.00
5	3FTh		5.50	1.00	1	1	1	1	1	2	2	2	2		6.50
6	BiDs1		2.80	0.00	1	0	-1	0	-1	0	1	0	0		2.80
7	FCCoSp4		3.50	0.29	0	1	1	0	0	0	1	1	1		3.79
8	5ALi4		7.50	0.70	1	1	0	1	1	1	1	1	1		8.20
9	ChSq1		2.00	0.70	1	1	1	1	1	1	1	1	1		2.70
10	3STh		4.50	1.00	1	1	0	1	1	2	2	2	2		5.50
11	3Li3		4.00	0.50	1	1	1	1	1	1	1	1	1		4.50
12	PCoSp2V		2.50	0.50	1	1	1	0	1	1	1	1	1		3.00
			54.70												57.49
Program Components			Factor												
Skating Skills			1.60		7.50	7.00	7.00	7.25	7.50	7.75	7.25	7.50	7.25		7.32
Transitions			1.60		7.00	6.75	6.50	7.00	7.50	7.50	7.50	7.25	6.75		7.11
Performance			1.60		7.25	7.50	7.00	7.00	7.75	7.50	7.25	7.50	7.25		7.32
Composition			1.60		7.00	7.25	7.00	7.25	7.50	7.75	7.50	7.50	7.25		7.32
Interpretation of the Music			1.60		7.25	7.25	7.25	7.25	7.75	7.50	7.25	7.50	6.75		7.32
Judges Total Program Component Score (factored)															58.22

Deductions	0.00
-------------------	-------------

<< Downgraded jump

Rank	Name	Nation	Starting Number	Total Segment Score	Total Element Score	Total Program Score (factored)	Total Component Score (factored)	Total Deductions
8	Sumire SUTO / Francis BOUDREAU-AUDET	JPN	1	87.87	39.14		48.73	0.00

#	Executed Elements	Info	Base Value	GOE	J1	J2	J3	J4	J5	J6	J7	J8	J9	Ref	Scores of Panel
1	3Tw1		5.40	-1.00	-1	-1	-2	-1	-1	-2	-2	-1	-2		4.40
2	2S		1.30	-0.40	-2	-2	-2	-2	-2	-2	-2	-2	-2		0.90
3	3LoTh		5.00	0.10	1	0	0	0	0	0	0	1	0		5.10
4	5RLi3		7.00	-1.40	-2	-2	-2	-2	-2	-2	-2	-2	-2		5.60
5	3T<<+COMBO	<<	1.30	-0.60	-3	-3	-3	-3	-3	-3	-3	-3	-3		0.70
6	ChSq1		2.00	0.30	1	1	0	0	1	0	0	1	0		2.30
7	3STh		4.50	-0.70	-1	-1	-1	-1	-1	-1	-2	-1	-1		3.80
8	BoDs		0.00	0.00	-	-	-	-	-	-	-	-	-		0.00
9	5ALi2		6.50	-0.30	0	-1	-1	0	0	-1	-1	0	0		6.20
10	FCCoSp3		3.00	0.14	-1	0	0	0	0	1	0	1	1		3.14
11	PCoSp3V		3.00	0.00	-1	0	0	0	0	0	0	0	0		3.00
12	3Li3		4.00	0.00	1	0	0	0	0	-1	-1	1	0		4.00
			43.00												39.14
Program Components			Factor												
Skating Skills			1.60		6.00	6.50	6.00	6.25	6.50	6.25	5.75	6.75	6.25		6.25
Transitions			1.60		5.75	6.75	5.00	5.75	6.25	6.50	5.75	6.50	5.50		6.00
Performance			1.60		5.75	6.25	5.50	6.00	6.50	6.00	5.50	6.50	6.00		6.00
Composition			1.60		6.25	6.50	5.75	6.00	6.00	6.50	6.00	6.75	5.75		6.14
Interpretation of the Music			1.60		6.00	6.25	6.00	6.25	6.00	6.25	5.00	6.50	5.75		6.07
Judges Total Program Component Score (factored)															48.73

Deductions	0.00
-------------------	-------------

<< Downgraded jump

ISU GP Rostelecom Cup 2017

LADIES

Megasport	20 Oct 2017 21 Oct 2017	Short Program Free Skating
------------------	----------------------------	-------------------------------

Size of Skating Area	:	30m*60m
Ice Conditions	:	very good
Number of Entries	:	12
Number of Participants	:	12

Entry Withdrawn	:	
-----------------	---	--

Short Program			
Duration	:	2:40	+ - 10 Sec.
Segment Factor	:	1.00	
Program Component Factors			
	Skating Skills		0.80
	Transitions		0.80
	Performance		0.80
	Composition		0.80
	Interpretation of the Music		0.80

Free Skating			
Duration	:	4:00	+ - 10 Sec.
Segment Factor	:	1.00	
Program Components Factors			
	Skating Skills		1.60
	Transitions		1.60
	Performance		1.60
	Composition		1.60
	Interpretation of the Music		1.60

ISU GP Rostelecom Cup 2017

PANEL OF JUDGES

LADIES

Officials

Technical Controller	Ms. Leena LAAKSONEN	ISU
Technical Specialist	Ms. Zuzana HOROSCAKOVA	ISU
Assistant Technical Specialist	Ms. Vanessa GUSMEROLI	ISU

Judges

Referee	Mr. Matjaz KRUSEC	ISU
Judge No.1	Ms. Julia ANDREEVA	RUS
Judge No.2	Ms. Lorrie PARKER	USA
Judge No.3	Ms. So Young AN	KOR
Judge No.4	Ms. Veronique VERRUE	FRA
Judge No.5	Ms. Saodat NUMANOVA	UZB
Judge No.6	Ms. Karen BUTCHER	CAN
Judge No.7	Mr. Alexandre GOROJDANOV	BLR
Judge No.8	Mr. Yuri GUSKOV	KAZ
Judge No.9	Mr. Paolo PIZZOCARI	ITA

Data/Replay Operator

Data Operator	Mr. Ronny BANFI	ISU
Replay Operator	Mr. Sarkis TEWANIAN	ISU

ISU GP Rostelecom Cup 2017

RESULTS

LADIES FINAL RESULT

Pl.	Name	Nation	Total Score	SP	FS
1	Evgenia MEDVEDEVA	RUS	231.21	1	1
2	Carolina KOSTNER	ITA	215.98	2	2
3	Wakaba HIGUCHI	JPN	207.17	3	3
4	Elena RADIONOVA	RUS	195.52	5	4
5	Kaori SAKAMOTO	JPN	194.00	4	5
6	Mariah BELL	USA	188.56	7	6
7	Valeriia MIKHAILOVA	RUS	185.09	8	8
8	Elizabet TURSUNBAEVA	KAZ	184.95	6	9
9	Mirai NAGASU	USA	178.25	9	7
10	Nicole SCHOTT	GER	168.72	10	10
11	Mae Berenice MEITE	FRA	160.96	11	12
12	Anastasia GALUSTYAN	ARM	154.90	12	11



Mr. Matjaz KRUSEC ISU

Referee

Printed: 21/10/2017 21:09:16



Ms. Leena LAAKSONEN ISU

Technical Controller

ISU GP Rostelecom Cup 2017

RESULTS

LADIES SHORT PROGRAM

Pl.	Name	Nation	Total Segment Score
1	Evgenia MEDVEDEVA	RUS	80.75
2	Carolina KOSTNER	ITA	74.62
3	Wakaba HIGUCHI	JPN	69.60
4	Kaori SAKAMOTO	JPN	68.88
5	Elena RADIONOVA	RUS	68.75
6	Elizabet TURSUNBAEVA	KAZ	63.92
7	Mariah BELL	USA	63.85
8	Valeriia MIKHAILOVA	RUS	63.38
9	Mirai NAGASU	USA	56.15
10	Nicole SCHOTT	GER	55.55
11	Mae Berenice MEITE	FRA	54.24
12	Anastasia GALUSTYAN	ARM	48.10

Printed: 20/10/2017 21:34:06

ISU GP Rostelecom Cup 2017

LADIES SHORT PROGRAM JUDGES DETAILS PER SKATER

Rank	Name	Nation	Starting Number	Total Segment Score	Total Element Score	Total Program Component Score (factored)	Total Deductions
1	Evgenia MEDVEDEVA	RUS	12	80.75	42.69	38.06	0.00

#	Executed Elements	Info	Base Value	GOE	J1	J2	J3	J4	J5	J6	J7	J8	J9	Ref	Scores of Panel
1	FCSp4		3.20	1.14	2	2	3	2	2	3	2	3	2		4.34
2	StSq4		3.90	2.00	3	3	3	2	3	2	3	3	3		5.90
3	3F+3T		10.56	x 1.40	2	1	2	2	2	2	2	2	3		11.96
4	3Lo		5.61	x 1.40	2	1	2	2	2	2	2	2	3		7.01
5	2A		3.63	x 0.93	2	1	2	2	1	2	2	2	2		4.56
6	CCoSp4		3.50	1.43	3	3	3	2	2	3	3	3	3		4.93
7	LSp4		2.70	1.29	2	3	2	2	3	3	3	3	2		3.99
			33.10												42.69
	Program Components			Factor											
	Skating Skills			0.80	9.50	9.25	9.25	9.25	9.50	9.00	9.50	9.75	9.25		9.36
	Transitions			0.80	9.50	9.25	9.00	9.25	9.50	9.50	9.50	9.50	9.75		9.43
	Performance			0.80	10.00	9.75	9.50	9.00	9.75	9.50	9.75	9.75	9.50		9.64
	Composition			0.80	9.75	9.25	9.25	9.25	9.50	9.50	9.75	10.00	9.75		9.54
	Interpretation of the Music			0.80	9.50	9.50	9.75	9.50	9.75	9.50	9.75	10.00	9.50		9.61
	Judges Total Program Component Score (factored)														38.06

Deductions	0.00
-------------------	-------------

x Credit for highlight distribution, base value multiplied by 1.1

Rank	Name	Nation	Starting Number	Total Segment Score	Total Element Score	Total Program Component Score (factored)	Total Deductions
2	Carolina KOSTNER	ITA	6	74.62	37.93	36.69	0.00

#	Executed Elements	Info	Base Value	GOE	J1	J2	J3	J4	J5	J6	J7	J8	J9	Ref	Scores of Panel
1	3T+3T		8.60	1.10	2	1	2	2	1	2	1	1	2		9.70
2	3Lo		5.10	1.00	1	1	2	2	1	2	0	1	3		6.10
3	FCSp4		3.20	0.93	2	2	2	2	1	2	1	2	2		4.13
4	2A		3.63	x 0.71	2	1	2	2	1	1	1	1	3		4.34
5	LSp4		2.70	0.93	2	2	2	2	1	2	2	1	2		3.63
6	StSq4		3.90	1.70	2	3	3	3	2	2	2	2	3		5.60
7	CCoSp4		3.50	0.93	2	2	2	2	2	1	2	1	2		4.43
			30.63												37.93
	Program Components			Factor											
	Skating Skills			0.80	8.75	9.00	9.00	9.00	9.00	8.75	9.00	9.00	9.50		8.96
	Transitions			0.80	8.75	9.25	9.00	9.25	8.75	9.00	8.75	8.75	9.50		8.96
	Performance			0.80	9.00	9.50	9.50	9.25	9.25	9.50	9.25	9.00	9.75		9.32
	Composition			0.80	9.25	9.50	9.25	9.50	8.75	9.25	9.00	9.00	10.00		9.25
	Interpretation of the Music			0.80	9.25	9.75	9.50	9.50	9.00	9.50	9.00	9.00	10.00		9.36
	Judges Total Program Component Score (factored)														36.69

Deductions	0.00
-------------------	-------------

x Credit for highlight distribution, base value multiplied by 1.1

ISU GP Rostelecom Cup 2017

LADIES SHORT PROGRAM JUDGES DETAILS PER SKATER

Rank	Name	Nation	Starting Number	Total Segment Score	Total Element Score	Total Program Component Score (factored)	Total Deductions
3	Wakaba HIGUCHI	JPN	8	69.60	36.26	33.34	0.00

#	Executed Elements	Info	Base Value	GOE	J1	J2	J3	J4	J5	J6	J7	J8	J9	Ref	Scores of Panel	
1	2A		3.30	1.00	2	2	2	2	2	2	2	1	2		4.30	
2	FCSp4		3.20	0.79	2	2	2	2	1	1	1	2	1		3.99	
3	CCoSp4		3.50	0.64	1	1	2	2	2	1	1	0	1		4.14	
4	3Lz+3T<	<	9.90	x -0.40	-1	0	0	-1	0	0	-1	-1	-1		9.50	
5	3F	!	5.83	x -0.60	-1	-1	0	-1	-1	-1	-1	0	-1		5.23	
6	StSq4		3.90	1.50	2	3	3	2	2	2	2	2	2		5.40	
7	LSp4		2.70	1.00	2	2	2	2	2	2	2	1	2		3.70	
			32.33												36.26	
Program Components			Factor													
Skating Skills			0.80			8.25	8.75	8.50	8.50	8.25	8.00	8.25	7.75	8.50		8.32
Transitions			0.80			7.75	8.50	8.50	8.25	8.00	7.75	8.25	7.50	8.50		8.14
Performance			0.80			8.00	8.75	8.75	8.75	8.25	8.50	8.50	8.00	8.50		8.46
Composition			0.80			8.25	8.50	8.50	8.50	8.25	8.00	8.50	7.75	8.75		8.36
Interpretation of the Music			0.80			8.00	8.75	9.00	8.50	8.50	8.25	8.50	7.75	8.25		8.39
Judges Total Program Component Score (factored)																33.34

Deductions	0.00
-------------------	-------------

< Under-rotated jump x Credit for highlight distribution, base value multiplied by 1.1 ! Not clear edge

Rank	Name	Nation	Starting Number	Total Segment Score	Total Element Score	Total Program Component Score (factored)	Total Deductions
4	Kaori SAKAMOTO	JPN	5	68.88	38.59	30.29	0.00

#	Executed Elements	Info	Base Value	GOE	J1	J2	J3	J4	J5	J6	J7	J8	J9	Ref	Scores of Panel	
1	LSp4		2.70	1.07	2	3	2	3	2	3	3	0	0		3.77	
2	StSq3		3.30	0.64	1	2	2	2	1	1	1	1	1		3.94	
3	FCSp4		3.20	0.71	1	2	2	2	1	2	1	1	1		3.91	
4	3F+3T		10.56	x 0.90	1	1	2	2	1	2	1	1	1		11.46	
5	3Lo		5.61	x 1.20	2	2	2	2	1	2	1	1	2		6.81	
6	2A		3.63	x 0.71	2	2	2	2	1	1	1	1	1		4.34	
7	CCoSp4		3.50	0.86	2	2	2	2	1	1	2	0	2		4.36	
			32.50												38.59	
Program Components			Factor													
Skating Skills			0.80			7.25	8.50	7.75	9.00	7.50	7.25	7.25	7.00	7.50		7.57
Transitions			0.80			7.00	8.50	7.50	9.00	7.25	7.50	7.25	6.25	7.50		7.50
Performance			0.80			7.25	8.75	7.50	9.25	7.50	7.25	7.50	6.75	7.00		7.54
Composition			0.80			7.75	8.50	7.75	9.25	7.25	7.25	7.50	6.50	7.75		7.68
Interpretation of the Music			0.80			7.25	8.50	7.50	9.25	7.25	7.75	7.50	6.75	7.25		7.57
Judges Total Program Component Score (factored)																30.29

Deductions	0.00
-------------------	-------------

x Credit for highlight distribution, base value multiplied by 1.1

ISU GP Rostelecom Cup 2017

LADIES SHORT PROGRAM JUDGES DETAILS PER SKATER

Rank	Name	Nation	Starting Number	Total Segment Score	Total Element Score	Program Component Score (factored)	Total Deductions
5	Elena RADIONOVA	RUS	9	68.75	34.21	34.54	0.00

#	Executed Elements	Info	Base Value	GOE	J1	J2	J3	J4	J5	J6	J7	J8	J9	Ref	Scores of Panel
1	3Lz+3T<	<	9.00	-1.40	-2	-2	-2	-2	-2	-2	-2	-2	-2		7.60
2	FCSp3		2.80	0.43	1	0	1	1	1	1	0	1	1		3.23
3	CCoSp4		3.50	0.79	2	1	2	2	1	0	1	2	2		4.29
4	3F	!	5.83	x -0.40	0	-1	0	-1	0	-1	-1	0	-1		5.43
5	2A		3.63	x 0.50	1	1	1	1	1	1	1	1	1		4.13
6	StSq4		3.90	1.50	2	2	1	3	2	2	2	3	2		5.40
7	LSp4		2.70	1.43	3	3	2	3	3	3	2	3	3		4.13
			31.36												34.21
Program Components				Factor											
Skating Skills				0.80	8.75	8.25	8.00	8.50	8.75	8.00	8.75	9.00	8.50		8.50
Transitions				0.80	8.75	8.25	8.00	8.50	8.50	7.50	8.75	9.00	8.25		8.43
Performance				0.80	8.75	8.50	8.25	8.75	9.00	8.50	9.00	9.25	8.50		8.71
Composition				0.80	9.00	8.50	8.00	8.75	8.75	8.50	9.00	9.25	8.75		8.75
Interpretation of the Music				0.80	9.00	8.75	8.50	8.75	9.00	8.50	9.00	9.25	8.50		8.79
Judges Total Program Component Score (factored)															34.54

Deductions	0.00
-------------------	-------------

< Under-rotated jump x Credit for highlight distribution, base value multiplied by 1.1 ! Not clear edge

Rank	Name	Nation	Starting Number	Total Segment Score	Total Element Score	Program Component Score (factored)	Total Deductions
6	Elizabet TURSUNBAEVA	KAZ	10	63.92	32.71	31.21	0.00

#	Executed Elements	Info	Base Value	GOE	J1	J2	J3	J4	J5	J6	J7	J8	J9	Ref	Scores of Panel
1	3S+3T		8.70	1.20	2	2	1	2	1	2	2	2	1		9.90
2	CCoSp4		3.50	0.86	1	2	2	2	2	1	1	2	2		4.36
3	3Lo<	<	3.96	x -1.20	-1	-2	-2	-2	-1	-3	-1	-2	-2		2.76
4	2A		3.63	x 0.79	2	1	1	2	1	2	2	2	1		4.42
5	FCSp4		3.20	0.36	1	0	1	1	0	1	0	1	1		3.56
6	LSp4		2.70	1.00	2	2	2	2	1	2	2	2	2		3.70
7	StSq3		3.30	0.71	1	1	2	2	1	1	2	1	2		4.01
			28.99												32.71
Program Components				Factor											
Skating Skills				0.80	7.75	7.75	7.50	8.00	7.75	7.25	7.75	7.75	8.00		7.75
Transitions				0.80	7.75	7.75	7.25	7.75	7.50	7.50	7.75	7.75	8.25		7.68
Performance				0.80	8.00	8.25	7.50	8.00	7.75	7.75	8.00	8.00	7.50		7.86
Composition				0.80	8.00	8.00	7.00	7.75	7.75	7.50	8.00	8.00	8.50		7.86
Interpretation of the Music				0.80	8.25	8.00	7.25	7.50	8.00	7.50	8.00	8.00	8.00		7.86
Judges Total Program Component Score (factored)															31.21

Deductions	0.00
-------------------	-------------

< Under-rotated jump x Credit for highlight distribution, base value multiplied by 1.1

ISU GP Rostelecom Cup 2017

LADIES SHORT PROGRAM JUDGES DETAILS PER SKATER

Rank	Name	Nation	Starting Number	Total Segment Score	Total Element Score	Total Program Component Score (factored)	Total Deductions
7	Mariah BELL	USA	7	63.85	34.05	29.80	0.00

#	Executed Elements	Info	Base Value	GOE	J1	J2	J3	J4	J5	J6	J7	J8	J9	Ref	Scores of Panel
1	3Lz+3T<	<	9.00	-1.30	-2	-1	-2	-2	-2	-3	-1	-2	-2		7.70
2	LSp4		2.70	0.64	2	3	1	2	1	1	1	-1	1		3.34
3	FSSp4		3.00	0.64	2	2	1	2	1	1	1	1	1		3.64
4	3F		5.83	x 0.40	0	1	1	0	0	-1	1	1	1		6.23
5	2A		3.63	x 0.57	1	1	1	2	0	1	2	1	1		4.20
6	StSq4		3.90	0.90	1	2	1	2	1	1	2	1	1		4.80
7	CCoSp4		3.50	0.64	1	2	2	2	1	0	1	0	2		4.14
			31.56												34.05
Program Components			Factor												
Skating Skills			0.80		7.00	8.00	7.25	8.25	7.50	7.25	7.25	7.00	7.50		7.39
Transitions			0.80		7.00	8.00	6.75	8.00	7.25	7.50	7.25	6.50	7.50		7.32
Performance			0.80		7.00	8.00	7.50	8.50	7.50	7.25	7.50	7.00	8.00		7.54
Composition			0.80		7.50	8.25	7.25	8.25	7.25	7.25	7.50	6.75	7.25		7.46
Interpretation of the Music			0.80		7.50	8.25	7.50	8.50	7.50	7.00	7.50	7.00	7.50		7.54
Judges Total Program Component Score (factored)															29.80

Deductions	0.00
-------------------	-------------

< Under-rotated jump x Credit for highlight distribution, base value multiplied by 1.1

Rank	Name	Nation	Starting Number	Total Segment Score	Total Element Score	Total Program Component Score (factored)	Total Deductions
8	Valeriia MIKHAILOVA	RUS	1	63.38	35.38	28.00	0.00

#	Executed Elements	Info	Base Value	GOE	J1	J2	J3	J4	J5	J6	J7	J8	J9	Ref	Scores of Panel
1	3Lz+3T	!	10.30	-0.20	0	-1	0	0	-1	0	0	0	-1		10.10
2	FCSp4		3.20	0.50	1	2	1	1	1	1	1	1	1		3.70
3	StSq3		3.30	0.50	1	1	1	2	1	1	1	1	1		3.80
4	3Lo		5.61	x 0.70	1	1	1	2	0	1	1	1	1		6.31
5	2A		3.63	x 0.36	0	0	1	1	0	1	1	1	1		3.99
6	CCoSp4		3.50	0.71	1	2	2	2	1	1	1	1	2		4.21
7	LSp4		2.70	0.57	1	1	1	2	1	2	1	1	1		3.27
			32.24												35.38
Program Components			Factor												
Skating Skills			0.80		7.00	6.75	7.00	8.00	7.00	6.75	7.25	6.75	7.25		7.00
Transitions			0.80		6.75	6.75	7.25	7.75	6.75	6.25	7.00	6.50	6.50		6.79
Performance			0.80		7.25	7.00	7.25	8.50	7.00	6.50	7.25	7.00	7.25		7.14
Composition			0.80		7.00	6.75	7.50	8.00	6.50	6.50	7.25	6.75	7.25		7.00
Interpretation of the Music			0.80		7.25	7.00	7.25	8.25	7.00	6.75	7.25	6.75	7.00		7.07
Judges Total Program Component Score (factored)															28.00

Deductions	0.00
-------------------	-------------

x Credit for highlight distribution, base value multiplied by 1.1 ! Not clear edge

ISU GP Rostelecom Cup 2017

LADIES SHORT PROGRAM JUDGES DETAILS PER SKATER

Rank	Name	Nation	Starting Number	Total Segment Score	Total Element Score	Total Program Component Score (factored)	Total Deductions
9	Mirai NAGASU	USA	11	56.15	27.91	30.24	2.00

#	Executed Elements	Info	Base Value	GOE	J1	J2	J3	J4	J5	J6	J7	J8	J9	Ref	Scores of Panel
1	3A<	<	5.90	-0.86	0	-1	-1	-1	-1	-1	-1	0	-1		5.04
2	3F+3T<<	<<	6.60	-2.10	-3	-3	-3	-3	-3	-3	-3	-3	-3		4.50
3	FCSp4		3.20	0.79	1	2	2	2	1	1	1	2	2		3.99
4	3Lz<	<	4.62	x -2.10	-3	-3	-3	-3	-3	-3	-3	-3	-3		2.52
5	CCoSp4		3.50	0.86	2	2	2	2	2	1	1	2	1		4.36
6	StSq3		3.30	0.50	1	1	1	1	0	1	1	1	1		3.80
7	LSp4		2.70	1.00	2	3	2	2	2	2	1	2	2		3.70
			29.82												27.91
Program Components			Factor												
Skating Skills			0.80		8.00	8.25	7.75	8.25	7.75	7.50	7.50	8.25	7.25		7.86
Transitions			0.80		7.00	7.75	7.00	7.50	7.50	7.25	7.50	7.25	7.00		7.29
Performance			0.80		7.50	8.00	7.50	7.75	7.50	7.25	7.50	7.75	6.50		7.54
Composition			0.80		7.50	8.25	7.50	8.25	7.25	7.50	7.50	7.75	7.25		7.61
Interpretation of the Music			0.80		7.25	8.00	7.50	7.50	7.50	7.50	7.50	7.75	7.00		7.50
Judges Total Program Component Score (factored)															30.24

Deductions	Falls: -2.00(2)	-2.00
-------------------	-----------------	--------------

< Under-rotated jump << Downgraded jump x Credit for highlight distribution, base value multiplied by 1.1

Rank	Name	Nation	Starting Number	Total Segment Score	Total Element Score	Total Program Component Score (factored)	Total Deductions
10	Nicole SCHOTT	GER	3	55.55	27.99	27.56	0.00

#	Executed Elements	Info	Base Value	GOE	J1	J2	J3	J4	J5	J6	J7	J8	J9	Ref	Scores of Panel
1	3T+3T		8.60	0.70	1	1	1	1	1	1	1	1	0		9.30
2	FCSp4		3.20	0.50	1	1	0	2	1	1	1	1	1		3.70
3	CCoSp4		3.50	0.50	1	1	0	1	1	1	1	1	1		4.00
4	1Lo*	*	0.00	x 0.00	-	-	-	-	-	-	-	-	-		0.00
5	StSq3		3.30	0.50	1	1	1	1	1	1	1	1	1		3.80
6	2A	x	3.63	0.29	1	1	0	0	1	1	-1	0	1		3.92
7	LSp4		2.70	0.57	1	1	1	2	1	2	1	0	1		3.27
			24.93												27.99
Program Components			Factor												
Skating Skills			0.80		6.50	6.75	7.00	7.50	7.00	7.00	6.75	6.75	7.00		6.89
Transitions			0.80		6.50	6.50	6.75	7.25	6.75	6.75	6.75	6.25	7.25		6.75
Performance			0.80		7.00	6.50	7.00	7.25	7.25	7.00	7.00	6.75	6.75		6.96
Composition			0.80		7.25	6.50	7.00	7.50	7.00	6.75	7.00	6.50	7.25		6.96
Interpretation of the Music			0.80		7.25	6.50	7.25	7.75	7.00	6.75	6.75	6.50	6.75		6.89
Judges Total Program Component Score (factored)															27.56

Deductions		0.00
-------------------	--	-------------

* Invalid element x Credit for highlight distribution, base value multiplied by 1.1

ISU GP Rostelecom Cup 2017

LADIES SHORT PROGRAM JUDGES DETAILS PER SKATER

Rank	Name	Nation	Starting Number	Total Segment Score	Total Element Score	Total Program Score (factored)	Total Component Score (factored)	Total Deductions
11	Mae Berenice MEITE	FRA	4	54.24	28.93		26.31	1.00

#	Executed Elements	Info	Base Value	GOE	J1	J2	J3	J4	J5	J6	J7	J8	J9	Ref	Scores of Panel
1	3F+3T<	<	8.30	-2.10	-3	-3	-3	-3	-3	-3	-3	-3	-3		6.20
2	CCoSp4		3.50	0.36	0	0	1	1	1	1	0	1	1		3.86
3	FCSp4		3.20	0.21	1	0	1	2	1	0	-1	0	0		3.41
4	3Lo		5.61	x -1.00	-2	-1	-2	0	-1	-1	-2	-2	-1		4.61
5	2A		3.63	x 0.43	1	1	1	1	1	2	0	0	1		4.06
6	StSq3		3.30	0.36	1	0	1	2	1	1	0	0	1		3.66
7	LSp4		2.70	0.43	1	2	1	1	1	1	0	1	0		3.13
			30.24											28.93	
Program Components			Factor												
Skating Skills			0.80		6.25	5.75	6.75	7.25	6.75	6.50	6.25	6.50	6.50		6.50
Transitions			0.80		6.50	5.50	6.25	7.25	6.50	6.25	6.00	6.00	6.75		6.32
Performance			0.80		7.00	6.00	6.50	7.75	7.00	6.50	6.50	6.50	7.00		6.71
Composition			0.80		6.75	6.00	6.75	7.50	6.75	6.50	6.50	6.50	6.75		6.64
Interpretation of the Music			0.80		7.00	6.25	7.00	7.50	6.75	6.75	6.25	6.75	6.50		6.71
Judges Total Program Component Score (factored)														26.31	

Deductions	Falls: -1.00(1)	-1.00
-------------------	-----------------	--------------

< Under-rotated jump x Credit for highlight distribution, base value multiplied by 1.1

Rank	Name	Nation	Starting Number	Total Segment Score	Total Element Score	Total Program Score (factored)	Total Component Score (factored)	Total Deductions
12	Anastasia GALUSTYAN	ARM	2	48.10	24.04		26.06	2.00

#	Executed Elements	Info	Base Value	GOE	J1	J2	J3	J4	J5	J6	J7	J8	J9	Ref	Scores of Panel
1	3Lz		6.00	-2.10	-3	-3	-3	-3	-3	-3	-3	-3	-3		3.90
2	3F+2T	!	6.60	-0.60	0	-1	-1	-1	-1	-1	-1	0	-1		6.00
3	FCSp4		3.20	0.36	0	1	0	1	1	1	0	1	1		3.56
4	2A		3.63	x 0.00	0	0	0	0	0	0	0	1	-1		3.63
5	LSp4		2.70	0.79	1	3	1	2	1	2	1	2	2		3.49
6	StSq2		2.60	-1.50	-3	-3	-3	-3	-3	-2	-3	-3	-3		1.10
7	CCoSp2V		2.00	0.36	0	3	0	1	0	1	1	1	1		2.36
			26.73											24.04	
Program Components			Factor												
Skating Skills			0.80		6.75	6.50	6.25	7.25	6.50	6.25	6.50	6.75	6.50		6.54
Transitions			0.80		6.50	6.25	5.75	6.75	6.25	6.50	6.50	6.25	6.25		6.36
Performance			0.80		6.50	6.25	6.50	7.00	6.25	6.50	6.50	6.50	5.50		6.43
Composition			0.80		6.50	6.75	6.75	6.50	6.50	6.75	6.75	6.50	6.50		6.61
Interpretation of the Music			0.80		6.75	6.75	6.75	6.75	6.25	6.75	6.75	6.50	5.75		6.64
Judges Total Program Component Score (factored)														26.06	

Deductions	Falls: -2.00(2)	-2.00
-------------------	-----------------	--------------

x Credit for highlight distribution, base value multiplied by 1.1 ! Not clear edge

ISU GP Rostelecom Cup 2017

RESULTS

LADIES FREE SKATING

Pl.	Name	Nation	Total Segment Score
1	Evgenia MEDVEDEVA	RUS	150.46
2	Carolina KOSTNER	ITA	141.36
3	Wakaba HIGUCHI	JPN	137.57
4	Elena RADIONOVA	RUS	126.77
5	Kaori SAKAMOTO	JPN	125.12
6	Mariah BELL	USA	124.71
7	Mirai NAGASU	USA	122.10
8	Valeriia MIKHAILOVA	RUS	121.71
9	Elizabet TURSUNBAEVA	KAZ	121.03
10	Nicole SCHOTT	GER	113.17
11	Anastasia GALUSTYAN	ARM	106.80
12	Mae Berenice MEITE	FRA	106.72

Printed: 21/10/2017 21:09:23

ISU GP Rostelecom Cup 2017

LADIES FREE SKATING JUDGES DETAILS PER SKATER

Rank	Name	Nation	Starting Number	Total Segment Score	Total Element Score	Total Program Component Score (factored)						Total Deductions				
1	Evgenia MEDVEDEVA	RUS	11	150.46	75.35	76.11						1.00				
#	Executed Elements	Info	Base Value	GOE	J1	J2	J3	J4	J5	J6	J7	J8	J9	Ref	Scores of Panel	
1	3F+3T		9.60	1.70	3	3	2	3	2	2	2	2	3		11.30	
2	3Lz		6.00	1.30	1	1	2	2	2	2	2	2	2		7.30	
3	FCCoSp4		3.50	1.00	2	2	1	2	2	2	3	2	2		4.50	
4	StSq4		3.90	1.80	3	3	2	3	3	2	3	2	2		5.70	
5	3F		5.83	x 1.60	2	2	2	3	2	2	3	2	3		7.43	
6	3Lo		5.61	x 1.30	2	1	1	2	2	2	2	2	2		6.91	
7	2A+2T+2T		6.49	x 0.71	1	1	1	2	1	2	2	2	1		7.20	
8	3S+3T		9.57	x 1.50	2	2	2	2	2	3	2	2	3		11.07	
9	2A		3.63	x -1.50	-3	-3	-3	-3	-3	-3	-3	-3	-3		2.13	
10	ChSq1		2.00	1.40	2	2	2	2	2	2	2	3	2		3.40	
11	CCoSp4		3.50	1.00	2	2	2	2	2	1	2	2	2		4.50	
12	LSp4		2.70	1.21	3	2	2	2	3	2	3	3	2		3.91	
			62.33												75.35	
Program Components			Factor													
Skating Skills			1.60		9.50	9.25	9.25	9.50	9.50	9.25	9.50	9.50	9.25	9.25		9.39
Transitions			1.60		9.50	9.00	9.00	9.50	9.50	9.50	9.50	9.50	9.25	9.50		9.39
Performance			1.60		9.75	9.25	9.50	9.75	9.75	9.50	10.00	9.50	9.25		9.57	
Composition			1.60		9.75	9.25	9.25	9.75	9.75	9.50	10.00	9.75	9.50		9.61	
Interpretation of the Music			1.60		9.75	9.50	9.50	9.50	9.75	9.50	10.00	9.75	9.50		9.61	
Judges Total Program Component Score (factored)															76.11	
Deductions			Falls: -1.00(1)												-1.00	

x Credit for highlight distribution, base value multiplied by 1.1

Rank	Name	Nation	Starting Number	Total Segment Score	Total Element Score	Total Program Component Score (factored)						Total Deductions			
2	Carolina KOSTNER	ITA	12	141.36	68.09	73.27						0.00			
#	Executed Elements	Info	Base Value	GOE	J1	J2	J3	J4	J5	J6	J7	J8	J9	Ref	Scores of Panel
1	3F+2T		6.60	0.90	2	1	1	1	1	1	1	2	2		7.50
2	3F		5.30	1.30	2	1	2	2	1	2	2	2	3		6.60
3	3Lo		5.10	1.20	2	2	1	2	1	2	1	2	3		6.30
4	FCSp4		3.20	1.00	2	2	1	2	1	3	2	3	2		4.20
5	FCCoSp4		3.50	0.86	2	2	2	2	1	1	1	2	2		4.36
6	3T		4.73	x 1.10	2	1	2	2	1	2	1	1	2		5.83
7	2A+1Lo+3S		9.02	x 0.40	1	0	1	1	-1	1	0	0	1		9.42
8	2A		3.63	x 0.64	1	1	2	1	1	1	2	1	2		4.27
9	3S+2T		6.27	x 0.70	1	1	1	1	1	1	1	1	2		6.97
10	ChSq1		2.00	1.50	2	3	3	2	1	2	2	2	2		3.50
11	StSq4		3.90	1.10	2	3	1	2	1	1	2	1	2		5.00
12	CCoSp4		3.50	0.64	0	1	1	1	1	2	2	2	1		4.14
			56.75												68.09
Program Components			Factor												
Skating Skills			1.60		9.00	8.75	8.75	9.00	8.75	9.25	9.00	8.75	9.50		8.93
Transitions			1.60		8.75	9.00	8.50	9.00	8.75	9.25	9.00	9.00	9.00		8.93
Performance			1.60		9.25	9.50	9.00	9.25	9.25	9.50	10.00	9.25	9.50		9.36
Composition			1.60		9.00	9.25	9.00	9.50	9.25	9.25	9.25	9.25	9.50		9.25
Interpretation of the Music			1.60		9.25	9.75	9.25	9.25	9.00	9.25	9.25	9.50	9.50		9.32
Judges Total Program Component Score (factored)															73.27
Deductions															0.00

x Credit for highlight distribution, base value multiplied by 1.1

ISU GP Rostelecom Cup 2017

LADIES FREE SKATING JUDGES DETAILS PER SKATER

Rank	Name	Nation	Starting Number	Total Segment Score	Total Element Score	Total Program Component Score (factored)					Total Deductions				
3	Wakaba HIGUCHI	JPN	10	137.57	69.37	68.20					0.00				
#	Executed Elements	Info	Base Value	GOE	J1	J2	J3	J4	J5	J6	J7	J8	J9	Ref	Scores of Panel
1	2A		3.30	0.93	2	1	2	2	2	2	2	1	2		4.23
2	3Lz+3T		10.30	0.70	1	2	1	1	1	1	0	1	1		11.00
3	CCoSp4		3.50	1.07	2	3	2	2	2	2	1	2	3		4.57
4	ChSq1		2.00	1.70	3	3	3	2	2	3	2	2	2		3.70
5	2S		1.30	0.00	0	0	0	0	0	0	0	0	0		1.30
6	3Lz+3T		11.33	x 0.70	1	1	1	2	1	0	1	1	1		12.03
7	3Lo		5.61	x 0.80	1	2	2	1	1	1	1	1	1		6.41
8	2A+2T+2Lo		7.04	x -0.21	0	0	0	0	-1	-1	-2	-1	0		6.83
9	3F		5.83	x 0.70	1	1	1	1	1	2	0	1	1		6.53
10	FCSp4		3.20	0.57	1	1	2	2	1	1	1	1	1		3.77
11	StSq4		3.90	1.40	2	3	2	2	2	2	1	2	2		5.30
12	LSp4		2.70	1.00	2	2	2	2	2	3	1	2	2		3.70
			60.01												69.37
Program Components			Factor												
Skating Skills			1.60		8.25	9.00	8.75	8.75	8.50	8.25	8.50	8.25	8.50		8.50
Transitions			1.60		8.00	8.75	8.50	8.50	8.50	8.50	8.00	8.00	8.50		8.36
Performance			1.60		8.50	9.00	8.75	8.50	8.75	8.75	8.25	8.50	8.50		8.61
Composition			1.60		8.50	9.00	8.75	8.75	8.75	8.50	8.25	8.25	8.75		8.61
Interpretation of the Music			1.60		8.25	9.00	9.00	8.50	8.50	8.50	8.50	8.25	8.50		8.54
Judges Total Program Component Score (factored)															68.20
Deductions															0.00

x Credit for highlight distribution, base value multiplied by 1.1

Rank	Name	Nation	Starting Number	Total Segment Score	Total Element Score	Total Program Component Score (factored)					Total Deductions				
4	Elena RADIONOVA	RUS	7	126.77	58.84	68.93					1.00				
#	Executed Elements	Info	Base Value	GOE	J1	J2	J3	J4	J5	J6	J7	J8	J9	Ref	Scores of Panel
1	3Lz+3T<	<	9.00	-0.50	0	0	-1	-1	0	-1	-1	-1	-1		8.50
2	3F	!	5.30	-0.20	0	0	-1	-1	0	2	-1	0	0		5.10
3	CCoSp4		3.50	0.64	2	1	1	2	1	0	2	0	2		4.14
4	StSq2		2.60	0.86	2	2	1	2	2	2	1	2	1		3.46
5	ChSq1		2.00	1.20	3	2	1	2	1	2	2	2	1		3.20
6	3Lz+1Lo+3S		11.99	x 0.00	0	0	0	0	0	0	0	0	0		11.99
7	3F+2T	!	7.26	x -0.70	-1	-1	-1	-1	-1	-1	-1	-1	-1		6.56
8	2A		3.63	x 0.14	1	0	0	1	0	0	1	0	0		3.77
9	Lo		0.00	x 0.00	-	-	-	-	-	-	-	-	-		0.00
10	2A		3.63	x 0.21	1	0	0	1	1	0	1	0	0		3.84
11	FCCoSp4		3.50	0.79	2	2	1	2	1	2	2	1	1		4.29
12	LSp4		2.70	1.29	3	3	2	3	3	2	3	2	2		3.99
			55.11												58.84
Program Components			Factor												
Skating Skills			1.60		9.00	8.50	7.75	8.25	8.75	8.75	9.00	8.75	7.50		8.54
Transitions			1.60		8.75	8.50	7.50	8.50	8.50	8.25	8.75	8.50	7.50		8.36
Performance			1.60		9.25	9.00	7.75	9.00	9.00	8.75	9.25	8.75	8.00		8.82
Composition			1.60		9.00	8.50	7.50	8.50	8.75	8.25	9.00	9.00	8.25		8.61
Interpretation of the Music			1.60		9.25	8.75	7.75	8.75	9.00	8.75	9.00	8.75	8.25		8.75
Judges Total Program Component Score (factored)															68.93
Deductions			Falls: -1.00(1)												-1.00

< Under-rotated jump x Credit for highlight distribution, base value multiplied by 1.1 ! Not clear edge

ISU GP Rostelecom Cup 2017

LADIES FREE SKATING JUDGES DETAILS PER SKATER

Rank	Name	Nation	Starting Number	Total Segment Score	Total Element Score	Total Program Score (factored)	Total Component Score (factored)	Total Deductions
5	Kaori SAKAMOTO	JPN	9	125.12	62.46		63.66	1.00

#	Executed Elements	Info	Base Value	GOE	J1	J2	J3	J4	J5	J6	J7	J8	J9	Ref	Scores of Panel
1	3F		5.30	-2.10	-3	-3	-3	-3	-3	-3	-3	-3	-3		3.20
2	3S		4.40	0.70	1	1	2	1	1	1	1	0	1		5.10
3	StSq3		3.30	0.50	1	1	1	1	1	1	1	1	1		3.80
4	FSSp4		3.00	0.57	1	0	2	2	1	1	1	1	1		3.57
5	3Lze	e	4.62	x -0.90	-2	-1	-1	-1	-1	-1	-2	-2	-1		3.72
6	3F+3T		10.56	x 0.60	1	0	1	1	1	1	1	0	1		11.16
7	CCoSp4		3.50	0.79	2	2	1	2	2	1	1	2	1		4.29
8	2A+3T+2T		9.79	x 0.50	0	1	1	2	1	1	0	0	1		10.29
9	ChSq1		2.00	0.80	1	2	2	1	1	1	1	1	1		2.80
10	3Lo		5.61	x -1.00	-1	-1	-1	-1	-2	-2	-1	-2	-2		4.61
11	2A+2T		5.06	x 0.43	1	1	1	1	1	1	0	0	1		5.49
12	FCCoSp4		3.50	0.93	2	2	2	2	1	1	2	2	2		4.43
			60.64											62.46	
Program Components			Factor												
Skating Skills			1.60			8.00	8.25	8.25	8.50	7.75	7.50	7.50	8.00	7.75	7.93
Transitions			1.60			7.50	8.25	7.75	8.25	7.50	7.25	7.75	7.75	7.75	7.75
Performance			1.60			7.75	8.25	8.25	8.50	7.50	7.50	7.75	8.00	8.25	7.96
Composition			1.60			8.00	8.50	8.00	8.50	7.75	7.50	8.50	8.00	8.50	8.18
Interpretation of the Music			1.60			7.75	8.00	8.25	8.25	7.50	7.25	8.25	8.00	8.00	7.96
Judges Total Program Component Score (factored)															63.66

Deductions	Falls: -1.00(1)	-1.00
-------------------	-----------------	--------------

x Credit for highlight distribution, base value multiplied by 1.1 e Wrong edge

Rank	Name	Nation	Starting Number	Total Segment Score	Total Element Score	Total Program Score (factored)	Total Component Score (factored)	Total Deductions
6	Mariah BELL	USA	4	124.71	64.37		60.34	0.00

#	Executed Elements	Info	Base Value	GOE	J1	J2	J3	J4	J5	J6	J7	J8	J9	Ref	Scores of Panel
1	3Lz+3T		10.30	0.70	1	2	1	2	1	1	0	0	1		11.00
2	3Lo		5.10	-1.40	-2	-2	-2	-2	-2	-2	-2	-2	-2		3.70
3	2A		3.30	0.50	1	1	1	1	0	1	1	1	1		3.80
4	StSq3		3.30	0.57	1	2	1	2	1	0	1	1	1		3.87
5	2A+1Lo+3S		9.02	x -1.40	-2	-2	-2	-1	-2	-2	-3	-2	-2		7.62
6	3Lz		6.60	x -0.30	0	-1	0	0	-1	0	0	-1	-1		6.30
7	3F+2T		7.26	x 0.20	1	1	0	1	0	0	0	0	0		7.46
8	ChSq1		2.00	0.70	1	2	1	1	1	1	1	1	1		2.70
9	FCCoSp4		3.50	0.50	1	2	2	2	1	0	0	0	1		4.00
10	3F		5.83	x 0.60	1	1	1	1	0	1	0	1	1		6.43
11	CCoSp3		3.00	0.93	2	2	2	2	1	2	1	2	2		3.93
12	LSp4		2.70	0.86	2	2	2	2	2	2	1	1	1		3.56
			61.91											64.37	
Program Components			Factor												
Skating Skills			1.60			7.75	8.00	7.25	7.75	7.50	7.25	7.50	8.00	7.50	7.61
Transitions			1.60			7.50	7.75	7.00	7.50	7.25	7.00	7.25	7.25	7.00	7.25
Performance			1.60			7.75	8.00	7.75	8.00	7.75	7.50	7.50	7.75	7.50	7.71
Composition			1.60			7.50	8.25	7.50	7.75	7.50	7.00	7.50	7.75	7.50	7.57
Interpretation of the Music			1.60			7.50	8.00	7.75	7.75	7.50	7.25	7.50	7.75	7.25	7.57
Judges Total Program Component Score (factored)															60.34

Deductions		0.00
-------------------	--	-------------

x Credit for highlight distribution, base value multiplied by 1.1

ISU GP Rostelecom Cup 2017

LADIES FREE SKATING JUDGES DETAILS PER SKATER

Rank	Name	Nation	Starting Number	Total Segment Score	Total Element Score	Total Program Score (factored)	Total Component Score (factored)	Total Deductions
7	Mirai NAGASU	USA	5	122.10	61.64		60.46	0.00

#	Executed Elements	Info	Base Value	GOE	J1	J2	J3	J4	J5	J6	J7	J8	J9	Ref	Scores of Panel
1	3A<	<	5.90	-1.14	-1	-1	-1	-1	-1	-2	-1	-1	-3		4.76
2	3F+3T		9.60	-0.10	0	0	0	0	0	0	-1	0	-1		9.50
3	3S<	<	3.10	-0.70	-1	-1	-1	-1	-1	-1	-1	-1	-1		2.40
4	CCoSp4		3.50	0.86	2	2	2	1	2	1	1	2	2		4.36
5	FCSp4		3.20	0.71	2	2	1	1	1	1	1	2	2		3.91
6	2A+3T<	<	6.93	x -1.07	-2	-1	-2	-2	-2	-2	-3	-3	-2		5.86
7	3Lz		6.60	x 0.50	1	2	0	1	1	1	0	1	0		7.10
8	3Lo		5.61	x 0.60	1	2	1	1	1	1	0	1	0		6.21
9	StSq3		3.30	0.43	1	2	1	1	1	0	0	1	1		3.73
10	ChSq1		2.00	0.50	0	1	1	2	0	1	1	0	1		2.50
11	3Lo+2T+2T		8.47	x -0.50	0	-1	-1	0	-1	-1	0	-1	-2		7.97
12	LSp4		2.70	0.64	1	2	1	2	1	2	1	1	1		3.34
			60.91												61.64
Program Components			Factor												
Skating Skills			1.60		8.00	8.25	8.00	8.25	7.75	7.50	7.50	8.00	7.25		7.86
Transitions			1.60		7.25	8.00	7.00	7.75	7.50	7.00	7.00	7.25	6.25		7.25
Performance			1.60		8.25	8.50	7.50	7.50	7.75	7.25	7.25	7.50	6.50		7.57
Composition			1.60		7.50	8.25	7.75	7.75	7.50	7.25	7.50	7.75	7.00		7.57
Interpretation of the Music			1.60		7.75	8.00	7.50	7.50	7.75	7.25	7.50	7.50	6.75		7.54
Judges Total Program Component Score (factored)															60.46

Deductions	0.00
-------------------	-------------

< Under-rotated jump x Credit for highlight distribution, base value multiplied by 1.1

Rank	Name	Nation	Starting Number	Total Segment Score	Total Element Score	Total Program Score (factored)	Total Component Score (factored)	Total Deductions
8	Valeriia MIKHAILOVA	RUS	6	121.71	63.52		59.19	1.00

#	Executed Elements	Info	Base Value	GOE	J1	J2	J3	J4	J5	J6	J7	J8	J9	Ref	Scores of Panel
1	2A+1Lo+3F		9.10	0.70	1	1	1	1	1	1	1	1	1		9.80
2	3Lz	!	6.00	-0.50	0	0	-1	-1	-1	-1	-1	0	-1		5.50
3	2A+3T		7.60	0.60	2	1	1	1	1	1	0	1	0		8.20
4	FCSp4		3.20	0.50	1	1	1	1	1	1	0	2	1		3.70
5	CCoSp4		3.50	0.57	1	2	1	1	1	0	1	2	1		4.07
6	ChSq1		2.00	0.60	1	0	1	1	1	0	1	1	1		2.60
7	3F		5.83	x 0.00	0	0	0	0	0	0	1	0	0		5.83
8	3Lo+2T		7.04	x 0.40	1	1	0	1	1	0	0	0	1		7.44
9	3Lo		5.61	x 0.70	1	1	1	1	1	1	1	1	1		6.31
10	3S		4.84	x 0.50	1	1	0	1	1	1	0	1	0		5.34
11	StSq2		2.60	-1.14	-3	-2	-2	-2	-3	-2	-3	-2	-2		1.46
12	LSp4		2.70	0.57	1	1	1	1	1	2	1	2	1		3.27
			60.02												63.52
Program Components			Factor												
Skating Skills			1.60		7.25	7.25	7.25	7.25	7.50	6.75	7.50	7.50	7.25		7.32
Transitions			1.60		7.00	7.25	6.50	7.50	7.50	6.50	7.50	7.25	7.00		7.14
Performance			1.60		7.50	7.75	7.25	8.00	7.50	6.50	7.75	7.75	7.50		7.57
Composition			1.60		7.50	7.50	7.00	7.75	7.50	6.75	7.50	7.50	7.50		7.43
Interpretation of the Music			1.60		7.75	7.50	7.25	7.75	7.75	6.75	7.75	7.50	7.25		7.54
Judges Total Program Component Score (factored)															59.19

Deductions	Falls: -1.00(1)	-1.00
-------------------	-----------------	--------------

x Credit for highlight distribution, base value multiplied by 1.1 ! Not clear edge

ISU GP Rostelecom Cup 2017

LADIES FREE SKATING JUDGES DETAILS PER SKATER

Rank	Name	Nation	Starting Number	Total Segment Score	Total Element Score	Total Program Component Score (factored)		Total Deductions							
9	Elizabet TURSYNBAEVA	KAZ	8	121.03	58.01	63.02		0.00							
#	Executed Elements	Info	Base Value	GOE	J1	J2	J3	J4	J5	J6	J7	J8	J9	Ref	Scores of Panel
1	3Lo		5.10	1.10	2	1	1	2	1	2	1	2	2		6.20
2	3Lz		6.00	0.40	0	1	0	1	0	0	1	1	1		6.40
3	3F+2T		6.60	0.70	1	1	1	1	1	1	1	1	1		7.30
4	FCSp4		3.20	0.50	1	1	1	1	1	1	1	2	1		3.70
5	ChSq1		2.00	1.30	2	2	2	2	1	2	2	3	1		3.30
6	3S		4.84	x 1.10	2	1	2	2	2	2	0	1	1		5.94
7	3S+2T		6.27	x 0.70	1	1	1	1	1	1	1	2	1		6.97
8	2A		3.63	x -1.00	-2	-2	-2	-2	-2	-2	-3	-1	-2		2.63
9	2A		3.63	x -0.14	0	-1	0	0	-1	0	-1	0	0		3.49
10	StSq3		3.30	0.64	1	2	1	1	1	1	2	2	0		3.94
11	CCoSp3		3.00	0.71	1	2	2	2	1	1	1	2	1		3.71
12	FCCoSp4		3.50	0.93	2	2	2	2	1	1	2	2	2		4.43
			51.07												58.01
Program Components			Factor												
Skating Skills			1.60		8.00	7.75	7.50	8.25	7.75	7.50	7.75	8.25	7.50		7.79
Transitions			1.60		7.75	7.75	7.50	7.75	7.75	7.75	7.75	8.00	7.50		7.71
Performance			1.60		8.25	8.25	7.75	7.50	8.00	8.00	8.25	8.50	7.75		8.04
Composition			1.60		8.25	7.75	7.50	7.25	7.75	8.00	8.25	8.50	7.75		7.89
Interpretation of the Music			1.60		8.25	8.00	7.75	7.50	8.00	7.75	8.25	8.50	7.75		7.96
Judges Total Program Component Score (factored)															63.02
Deductions															0.00

x Credit for highlight distribution, base value multiplied by 1.1

Rank	Name	Nation	Starting Number	Total Segment Score	Total Element Score	Total Program Component Score (factored)		Total Deductions							
10	Nicole SCHOTT	GER	2	113.17	57.03	56.14		0.00							
#	Executed Elements	Info	Base Value	GOE	J1	J2	J3	J4	J5	J6	J7	J8	J9	Ref	Scores of Panel
1	3F+1T		5.70	-0.10	1	0	0	0	0	-1	0	0	-1		5.60
2	3T+3T		8.60	0.70	2	1	0	2	1	1	0	1	1		9.30
3	3F		5.30	-0.70	-1	-1	-1	-1	-2	-1	-1	-1	-1		4.60
4	3S+2T+2Lo		7.50	0.60	1	1	0	1	1	1	0	1	1		8.10
5	3Lo		5.61	x 0.20	0	0	1	2	0	0	-1	0	1		5.81
6	FCSp4		3.20	0.43	1	1	0	1	1	1	0	1	1		3.63
7	StSq2		2.60	0.50	1	2	1	1	1	1	1	1	1		3.10
8	2A		3.63	x 0.00	1	0	0	0	0	0	0	0	0		3.63
9	2A		3.63	x 0.00	0	0	0	0	0	0	0	0	0		3.63
10	LSp4		2.70	0.50	1	1	0	1	1	1	1	1	1		3.20
11	ChSq1		2.00	0.50	0	1	0	1	0	1	1	1	1		2.50
12	CCoSp4		3.50	0.43	1	0	1	1	0	1	1	1	1		3.93
			53.97												57.03
Program Components			Factor												
Skating Skills			1.60		7.25	7.25	7.00	6.50	7.00	7.25	7.25	7.00	7.00		7.11
Transitions			1.60		6.75	7.00	7.00	6.50	6.50	6.75	7.00	6.50	7.25		6.79
Performance			1.60		7.00	7.25	7.50	6.75	7.25	6.75	7.50	6.75	6.75		7.04
Composition			1.60		7.25	7.25	7.00	6.75	7.00	7.00	7.00	6.75	7.50		7.04
Interpretation of the Music			1.60		7.25	7.25	7.50	6.75	7.25	7.00	7.25	7.00	6.75		7.11
Judges Total Program Component Score (factored)															56.14
Deductions															0.00

x Credit for highlight distribution, base value multiplied by 1.1

ISU GP Rostelecom Cup 2017

LADIES FREE SKATING JUDGES DETAILS PER SKATER

Rank	Name	Nation	Starting Number	Total Segment Score	Total Element Score	Total Program Score (factored)	Total Component Score (factored)	Total Deductions
11	Anastasia GALUSTYAN	ARM	1	106.80	53.31		53.49	0.00

#	Executed Elements	Info	Base Value	GOE	J1	J2	J3	J4	J5	J6	J7	J8	J9	Ref	Scores of Panel
1	3Lz+2T		7.30	0.70	1	1	0	1	1	1	1	1	1		8.00
2	3F	!	5.30	-0.70	-1	-1	-1	-1	-1	-1	-1	-1	-1		4.60
3	2A		3.30	0.00	0	0	0	0	0	0	0	0	0		3.30
4	3Lo		5.10	-0.10	0	-1	0	-1	0	0	0	0	0		5.00
5	CCoSp4		3.50	0.43	1	2	0	1	1	1	0	1	1		3.93
6	StSq2		2.60	0.36	0	1	1	1	1	1	0	1	0		2.96
7	3S+2T<+2Lo	<	7.81	x -0.70	-1	-1	-2	-1	-1	-1	-1	-1	-1		7.11
8	3T<+2A+SEQ	<	5.54	x -0.50	-1	-1	-1	-1	-1	-1	-1	-1	-2		5.04
9	3S		4.84	x 0.00	0	0	0	1	0	0	0	0	0		4.84
10	ChSq1		2.00	0.70	1	2	0	2	1	1	1	1	-1		2.70
11	FCCoSp3V		2.50	0.29	1	1	0	1	0	1	0	1	0		2.79
12	LSp3		2.40	0.64	1	2	1	2	1	2	1	1	1		3.04
			52.19												53.31
Program Components			Factor												
Skating Skills			1.60		7.00	7.00	6.25	6.50	6.50	6.50	7.00	6.75	6.50		6.68
Transitions			1.60		6.00	6.75	5.50	6.75	6.25	5.25	6.75	6.25	6.00		6.21
Performance			1.60		7.25	7.50	6.25	7.25	6.75	6.75	7.25	7.00	6.50		6.96
Composition			1.60		6.75	7.00	6.50	7.00	6.75	6.75	7.25	6.75	6.50		6.79
Interpretation of the Music			1.60		6.75	7.25	6.50	7.00	6.75	6.75	7.00	6.75	6.25		6.79
Judges Total Program Component Score (factored)															53.49

Deductions	0.00
-------------------	-------------

< Under-rotated jump x Credit for highlight distribution, base value multiplied by 1.1 ! Not clear edge

Rank	Name	Nation	Starting Number	Total Segment Score	Total Element Score	Total Program Score (factored)	Total Component Score (factored)	Total Deductions
12	Mae Berenice MEITE	FRA	3	106.72	53.65		53.07	0.00

#	Executed Elements	Info	Base Value	GOE	J1	J2	J3	J4	J5	J6	J7	J8	J9	Ref	Scores of Panel
1	2A		3.30	0.50	1	1	1	1	1	1	1	1	1		3.80
2	3F+3T		9.60	0.00	0	0	0	1	0	0	0	0	0		9.60
3	3Lz		6.00	-0.80	-1	-1	-1	-1	-1	-2	-1	-1	-2		5.20
4	FCSp4		3.20	0.00	0	0	0	1	0	-1	0	0	0		3.20
5	StSq3		3.30	0.14	0	1	0	1	0	0	0	1	0		3.44
6	3Lo		5.61	x -0.70	-1	-1	-1	-1	-1	-1	-1	-1	-1		4.91
7	2A+3T		8.36	x 0.20	0	1	0	1	0	0	0	1	0		8.56
8	3Lz<+REP	<	3.23	x -1.60	-2	-2	-2	-1	-3	-3	-2	-2	-3		1.63
9	3S		4.84	x 0.00	0	0	0	0	0	0	0	0	-1		4.84
10	ChSq1		2.00	0.20	0	1	0	1	0	0	0	1	0		2.20
11	CCoSp3		3.00	0.21	1	1	0	1	0	1	0	0	0		3.21
12	LSp4		2.70	0.36	1	1	0	1	1	1	0	1	0		3.06
			55.14												53.65
Program Components			Factor												
Skating Skills			1.60		6.25	6.75	6.50	6.50	6.75	6.50	6.50	6.50	6.75		6.57
Transitions			1.60		6.50	6.50	6.00	6.25	6.50	5.50	6.25	6.50	6.25		6.32
Performance			1.60		7.25	7.25	6.75	6.75	6.75	6.50	6.75	6.75	6.75		6.82
Composition			1.60		7.00	7.00	6.50	6.50	6.50	6.75	6.75	7.00	6.50		6.71
Interpretation of the Music			1.60		7.25	7.00	6.75	6.75	6.75	6.25	6.75	6.75	6.50		6.75
Judges Total Program Component Score (factored)															53.07

Deductions	0.00
-------------------	-------------

< Under-rotated jump x Credit for highlight distribution, base value multiplied by 1.1 REP Jump repetition

Dear Friends,

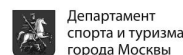
It was a great pleasure to welcome so many famous skaters in Moscow (the sport palace Megasport) to the ISU Grand Prix of Figure Skating 2017/18 “Rostelecom Cup 2017”.

This year “Rostelecom Cup” is the first event of ISU Grand Prix of Figure Skating and it was a real joy to see many new programs and beautiful performances.

We would like to thank all the skaters who gave the spectators many amazing emotions also their Coaches, Judges and Officials of the competition, who made this event bright and successful.

We hope all of you enjoyed your time in Moscow and wish you good luck and success for your next competitions in the Olympic season.

Your Organizing Committee



ГЕНЕРАЛЬНЫЙ ПАРТНЕР



РОССИЯ
СЕГОДНЯ