

PROTOCOL



WORLD FIGURE SKATING CHAMPIONSHIPS® 2018 MILANO

21-25 MARCH 2018

mediolanumforum



ISU WORLD
FIGURE
SKATING
CHAMPIONSHIPS®

MILANO 2018



Protocol
of the
ISU World Figure Skating Championships® 2018
organized by the
Federazione Italiana Sport Del Ghiaccio
with the authorization of the
International Skating Union

held in

Milan / Italy

March 19 – 25, 2018

The events of the Championships took place at the

“Mediolanum Forum”

an artificial and heated indoor ice surface.

Official ISU Sponsors

Official ISU Sponsors

acom



Canon



CITIZEN

GUINOT
INSTITUT • PARIS

Japanet
「今も昔も変わらない」

кагоцел
ПРОТИВОВИРУСНОЕ СРЕДСТВО

KINOSHITA GROUP

KOSÉ

MARUHAN

MARY COHR
PARIS

OC's Main Partner
SUZUKI



International Skating Union (ISU)

Council

President: Jan Dijkema Netherlands

1st Vice President

Speed Skating: Tron Espeli Norway

2nd Vice President

Figure Skating: Alexander Lakernik Russia

Members

Figure Skating: Junko Hiramatsu Japan
 Patricia St. Peter U.S.A.
 Marie Lundmark Finland
 Benoit Lavoie Canada
 Maria Teresa Samaranch Spain

Speed Skating: Yang Yang China
 Jae Youl Kim Republic of Korea
 Stoytcho G. Stoytchev Bulgaria
 Roland E. Maillard Switzerland
 Sergio Anesi Italy

ISU Director General Fredi Schmid Switzerland

ISU Figure Skating Sports Director Charles Z. Cyr U.S.A.
 Krisztina Regöczy Hungary

ISU Speed Skating Sports Director Hugo Herrnhof Italy

Technical Committees

Single & Pair Skating

Chairperson: Fabio Bianchetti Italy
Members: Susan Lynch Australia
 Yukiko Okabe Japan
 Rita Zonnekeyn Belgium
Appointed Skater: John Coughlin U.S.A.
Appointed Coach: Patrick Meier Switzerland

Ice Dance

Chairperson: Halina Gordon-Poltorak Poland
Members: Shawn Rettstatt U.S.A.
 Alla Shekhovtsova Russia
 Hilary Selby Great Britain

Appointed Skater: Vacant
Appointed Coach: Maurizio Margaglio Italy

Synchronized Skating

Chairperson: Christopher Buchanan Great Britain
Members: Mika Saarelainen Finland
 Petra Tyrbo Sweden
 Lois Long U.S.A.
Appointed Skater: Roberta Giuliani Italy
Appointed Coach: Cathy Dalton Canada

Official ISU Sponsors

Official ISU Sponsors





TIME SCHEDULE

Date	Time	Event
Monday, March 19	All day	Official Practice
	10:00	Team Leaders Meeting
	12:00	Medical Meeting
Tuesday, March 20	All day	Official Practice
	09:15	Referee & Technical Controllers Meeting
	20:00	ISU and Judges Dinner
Wednesday, March 21	11:00	LADIES – Short Program
	17:30	Opening Ceremony on Ice
	18:20	PAIRS – Short Program
Thursday, March 22	10:05	MEN – Short Program
	18:55	PAIRS – Free Skating
		Victory Ceremony – Pairs
Friday, March 23	11:00	ICE DANCE – Short Dance
	18:35	LADIES – Free Skating
		Victory Ceremony – Ladies
Saturday, March 24	10:00	MEN – Free Skating
		Victory Ceremony – Men
	15:20	ICE DANCE – Free Dance
		Victory Ceremony – Ice Dance
Sunday, March 25	14:30	Gala Exhibition
	20:00	Closing Banquet

Official ISU Sponsors

Official ISU Sponsors

acom



Canon



CITIZEN

GUINOT
INSTITUT • PARIS

Japanet
「今こそ世界の王者」

кагоцел
ПРОТИВОВИРУСНОЕ СРЕДСТВО

KINOSHITA GROUP

KOSÉ

MARUHAN

MARY COHR
PARIS

OC's Main Partner
SUZUKI

**Appointed ISU Event Officials**

ISU Representative:	Mr. Jan DIJKEMA
ISU Medical Advisor:	Ms. Jane MORAN, MD
ISU Event Coordinator:	Mr. Wieland LÜDERS Mr. Dingding LIU
ISU Regional Event Coordinator Assistant:	Ms. Julia DEGENHARDT Ms. Christine KARADAR

MEN

Referee	Ms. Sally REHORICK
Technical Controller	Ms. Yukiko OKABE
Technical Specialist	Ms. Olga MARKOVA
Assistant Technical Specialist	Ms. Myriam LORIOLO-OBERWILER
Data Operator	Mr. Matteo BALLABIO
Replay Operator	Mr. Michael WALDVOGEL

LADIES

Referee	Ms. Margaret WORSFOLD
Technical Controller	Mr. Paolo PIZZOCARI
Technical Specialist	Mr. Sarkis TEWANIAN
Assistant Technical Specialist	Mr. Shin AMANO
Data Operator	Mr. Michael WALDVOGEL
Replay Operator	Mr. Matteo BALLABIO

PAIRS

Referee	Mr. Albert ZAYDMAN
Technical Controller	Ms. Florence VUYLSTEKER
Technical Specialist	Mr. David KIRBY
Assistant Technical Specialist	Mr. Alexander KUZNETSOV
Data Operator	Mr. Michael WALDVOGEL
Replay Operator	Mr. Matteo BALLABIO

ICE DANCE

Referee	Ms. Rossella CECCATTINI
Technical Controller	Ms. Christine HURTH
Technical Specialist	Ms. Marie BOWNESS
Assistant Technical Specialist	Ms. Judy BLUMBERG
Data Operator	Mr. Matteo BALLABIO
Replay Operator	Mr. Michael WALDVOGEL

Officials Assessment Commission

Ms. Elena FOMINA
Ms. Aniela HEBEL-SZMAK
Ms. Mona JONSSON
Ms. Jennifer MAST
Mr. Philippe MERIGUET

Official ISU Sponsors





ISU World Championships 2018

Participating ISU Members and Entries

Member		Men	Ladies	Pairs	Ice Dance	Total
Armenia	ARM	1	0	0	1	3
Australia	AUS	1	1	1	1	6
Austria	AUT	0	1	1	0	3
Azerbaijan	AZE	1	0	0	0	1
Belarus	BLR	0	0	0	1	2
Belgium	BEL	0	1	0	0	1
Brazil	BRA	0	1	0	0	1
Bulgaria	BUL	0	0	0	1	2
Canada	CAN	2	3	3	3	17
China	CHN	1	1	2	1	8
Chinese Taipei	TPE	1	1	0	0	2
Croatia	CRO	1	0	1	0	3
Czech Republic	CZE	1	1	1	1	6
D.P.R Korea	PRK	0	0	1	0	2
Estonia	EST	0	1	0	0	1
Finland	FIN	1	1	0	1	4
France	FRA	1	1	2	2	10
Georgia	GEO	1	0	0	0	1
Germany	GER	1	1	2	1	8
Great Britain	GBR	1	1	1	1	6
Hungary	HUN	0	1	1	1	5
Israel	ISR	2	0	1	1	6
Italy	ITA	1	2	2	2	11
Japan	JPN	3	2	1	1	9
Kazakhstan	KAZ	1	1	0	0	2
Latvia	LAT	1	1	0	0	2
Lithuania	LTU	0	1	0	1	3
Malaysia	MAS	1	0	0	0	1
Mexico	MEX	1	0	0	0	1
Norway	NOR	0	1	0	0	1
Poland	POL	1	0	0	1	3
Republic of Korea	KOR	1	2	1	1	7
Russia	RUS	2	3	3	2	15
Serbia	SRB	0	1	0	0	1
Slovakia	SVK	0	1	0	1	3
Slovenia	SLO	0	1	0	0	1
Spain	ESP	1	0	1	1	5
Sweden	SWE	1	1	0	0	2
Switzerland	SUI	1	1	1	0	4
Turkey	TUR	1	0	0	1	3
Ukraine	UKR	1	0	0	1	3
United States of America	USA	3	3	2	3	16
Uzbekistan	UZB	1	0	0	0	1
		37	37	28	31	192
Nations	43	30	28	19	24	

16.03.2018 15:44:18

Official ISU Sponsors





Organizing Committee

Andrea Gios	President
Stefano Abram	General Manager
Marta Bertolli	Event Coordinator
Simonetta Spalluto	ISU VIP Coordinator
Veronica Valente	Venue and Ticketing Manager
Lorenzo Magri	Competition Manager
Michela Cesaro	Officials General Coordinator
Dott. Francesca Facchini	Medical & Antidoping
Gabriele Falistocco	Operations Manager
Lorenzo Piatti	IT Operations
Corrado Giordani	Creative Director
Giorgio Ambrogi	Press Office
Fulvio Raggio	Volunteers Manager
Chiara Zanetti	Accommodation & Transportation
Alessandra Rotondi	Accommodation
Ekaterina Ivleva	Accreditation
Deborah Iorio	Administration
Lorenzo Piatti	Administration
Roberto Rosati	Head of Security
Anna Caramuscio	Ceremony and protocol

Official ISU Sponsors

Official ISU Sponsors



OC's Main Partner



ISU World Figure Skating Championships 2018

PAIRS

Mediolanum Forum	21 Mar 2018 22 Mar 2018	Short Program Free Skating
-------------------------	----------------------------	-------------------------------

Size of Skating Area	:	30m*60m
Ice Conditions	:	very good
Number of Entries	:	28
Number of Participants	:	28

Entry Withdrawn	:	
-----------------	---	--

Short Program			
Duration	:	2:40	+ - 10 Sec.
Segment Factor	:	1.00	
Program Component Factors			
	Skating Skills		0.80
	Transitions		0.80
	Performance		0.80
	Composition		0.80
	Interpretation of the Music		0.80

Free Skating			
Duration	:	4:30	+ - 10 Sec.
Segment Factor	:	1.00	
Program Components Factors			
	Skating Skills		1.60
	Transitions		1.60
	Performance		1.60
	Composition		1.60
	Interpretation of the Music		1.60

ISU World Figure Skating Championships 2018

PANEL OF JUDGES

PAIRS - SHORT PROGRAM

Officials

Technical Controller	Ms. Florence VUYLSTEKER	ISU
Technical Specialist	Mr. David KIRBY	ISU
Assistant Technical Specialist	Mr. Alexander KUZNETSOV	ISU

Judges

Referee	Mr. Albert ZAYDMAN	ISU
Judge No.1	Ms. Tiziana MORANDI	ISU
Judge No.2	Ms. Karen HOWARD	ISU
Judge No.3	Mr. Anthony LEROY	ISU
Judge No.4	Mr. Roger GLENN	ISU
Judge No.5	Mr. Andreas WALDECK	ISU
Judge No.6	Ms. Elisabeth BINDER	ISU
Judge No.7	Ms. Jia YAO	ISU
Judge No.8	Ms. Lisa JELINEK	ISU
Judge No.9	Ms. Christine BLANC	ISU

Data/Replay Operator

Data Operator	Mr. Michael WALDVOGEL	ISU
Replay Operator	Mr. Matteo BALLABIO	ISU

ISU World Figure Skating Championships 2018

PANEL OF JUDGES

PAIRS - FREE SKATING

Officials

Technical Controller	Ms. Florence VUYLSTEKER	ISU
Technical Specialist	Mr. David KIRBY	ISU
Assistant Technical Specialist	Mr. Alexander KUZNETSOV	ISU


Judges

Referee	Mr. Albert ZAYDMAN	ISU
Judge No.1	Mr. Andreas WALDECK	ISU
Judge No.2	Ms. Vera TAUCHMANOVA	ISU
Judge No.3	Ms. Tiziana MORANDI	ISU
Judge No.4	Ms. Shizuko UGAKI	ISU
Judge No.5	Ms. Jia YAO	ISU
Judge No.6	Ms. Olga KOZHEMYAKINA	ISU
Judge No.7	Ms. Claire SHEPHERD	ISU
Judge No.8	Ms. Christine BLANC	ISU
Judge No.9	Ms. Karen HOWARD	ISU

Data/Replay Operator

Data Operator	Mr. Michael WALDVOGEL	ISU
Replay Operator	Mr. Matteo BALLABIO	ISU

Podium Pairs



1st place

Aljona SAVCHENKO / Bruno MASSOT
GER

2nd place

Evgenia TARASOVA / Vladimir Morozov
RUS

3rd place

Vanessa JAMES / Morgan CIPRES
FRA

Official ISU Sponsors

Official ISU Sponsors

acom

BANDAI NAMCO
 Entertainment

Canon

CELLIER DES DAUPHINS

CITIZEN

GUINOT
 INSTITUT • PARIS

Japanet

кагоцел
 ПРОТИВОВИРУСНОЕ СРЕДСТВО

KINOSHITA GROUP

KOSÉ

MARUHAN

MARY COHR
 PARIS

SUZUKI

ISU World Figure Skating Championships 2018

RESULTS

PAIRS FINAL RESULT

Pl.	Name	Nation	Total Score	SP	FS
1	Aljona SAVCHENKO / Bruno MASSOT	GER	245.84	1	1
2	Evgenia TARASOVA / Vladimir MOROZOV	RUS	225.53	2	2
3	Vanessa JAMES / Morgan CIPRES	FRA	218.36	3	3
4	Natalia ZABIJAKO / Alexander ENBERT	RUS	207.88	4	6
5	Nicole DELLA MONICA / Matteo GUARISE	ITA	206.06	5	5
6	Kirsten MOORE-TOWERS / Michael MARINARO	CAN	204.33	10	4
7	Xiaoyu YU / Hao ZHANG	CHN	203.36	9	7
8	Kristina ASTAKHOVA / Alexei ROGO NOV	RUS	202.16	7	9
9	Cheng PENG / Yang JIN	CHN	202.07	6	10
10	Valentina MARCHEI / Ondrej HOTAREK	ITA	202.02	8	8
11	Anna DUSKOVA / Martin BIDAR	CZE	189.60	13	11
12	Tae Ok RYOM / Ju Sik KIM	PRK	188.77	12	12
13	Annika HOCHE / Ruben BLOMMAERT	GER	184.83	16	13
14	Miriam ZIEGLER / Severin KIEFER	AUT	184.30	14	14
15	Alexa SCIMECA KNIERIM / Chris KNIERIM	USA	182.04	11	15
16	Ekaterina ALEXANDROVSKAYA / Harley WINDSOR	AUS	177.46	15	16
Final not Reached					
17	Deanna STELLATO / Nathan BARTHOLOMAY	USA	61.48	17	
18	Camille RUEST / Andrew WOLFE	CAN	59.98	18	
19	Paige CONNERS / Evgeni KRASNOPOLSKI	ISR	58.44	19	
20	Laura BARQUERO / Aritz MAESTU	ESP	58.36	20	
21	Lana PETRANOVIC / Antonio SOUZA-KORDEIRU	CRO	57.25	21	
22	Julianne SEGUIN / Charlie BILODEAU	CAN	55.68	22	
23	Ioulia CHTCHETININA / Mikhail AKULOV	SUI	53.62	23	
24	Miu SUZAKI / Ryuichi KIHARA	JPN	53.33	24	
25	Lola ESB RAT / Andrei NOVOSELOV	FRA	51.94	25	
26	Kyueun KIM / Alex Kang Chan KAM	KOR	42.85	26	
27	Zoe JONES / Christopher BOYADJI	GBR	42.02	27	
28	Elizaveta KASHITSYNA / Mark MAGYAR	HUN	36.33	28	



Mr. Albert ZAYDMAN ISU

Referee

Printed: 22/03/2018 21:58:56



Ms. Florence VUYLSTEKER ISU

Technical Controller

ISU World Figure Skating Championships 2018

RESULTS

PAIRS SHORT PROGRAM

Pl.	Name	Nation	Total Segment Score
1	Aljona SAVCHENKO / Bruno MASSOT	GER	82.98
2	Evgenia TARASOVA / Vladimir MOROZOV	RUS	81.29
3	Vanessa JAMES / Morgan CIPRES	FRA	75.32
4	Natalia ZABIIAKO / Alexander ENBERT	RUS	74.38
5	Nicole DELLA MONICA / Matteo GUARISE	ITA	72.53
6	Cheng PENG / Yang JIN	CHN	71.98
7	Kristina ASTAKHOVA / Alexei ROGO NOV	RUS	71.62
8	Valentina MARCHEI / Ondrej HOTAREK	ITA	71.37
9	Xiaoyu YU / Hao ZHANG	CHN	71.31
10	Kirsten MOORE-TOWERS / Michael MARINARO	CAN	70.49
11	Alexa SCIMECA KNIERIM / Chris KNIERIM	USA	69.55
12	Tae Ok RYOM / Ju Sik KIM	PRK	66.32
13	Anna DUSKOVA / Martin BIDAR	CZE	66.29
14	Miriam ZIEGLER / Severin KIEFER	AUT	65.21
15	Ekaterina ALEXANDROVSKAYA / Harley WINDSOR	AUS	65.02
16	Annika HOCKE / Ruben BLOMMAERT	GER	63.26
17	Deanna STELLATO / Nathan BARTHOLOMAY	USA	61.48
18	Camille RUEST / Andrew WOLFE	CAN	59.98
19	Paige CONNERS / Evgeni KRASNOPOLSKI	ISR	58.44
20	Laura BARQUERO / Aritz MAESTU	ESP	58.36
21	Lana PETRANOVIC / Antonio SOUZA-KORDEIRU	CRO	57.25
22	Julianne SEGUIN / Charlie BILODEAU	CAN	55.68
23	Ioulia CHTCHETININA / Mikhail AKULOV	SUI	53.62
24	Miu SUZAKI / Ryuichi KIHARA	JPN	53.33
25	Lola ESBRAT / Andrei NOVOSELOV	FRA	51.94
26	Kyueun KIM / Alex Kang Chan KAM	KOR	42.85
27	Zoe JONES / Christopher BOYADJI	GBR	42.02
28	Elizaveta KASHITSYNA / Mark MAGYAR	HUN	36.33

ISU World Figure Skating Championships 2018

PAIRS SHORT PROGRAM JUDGES DETAILS PER SKATER

Rank	Name	Nation	Starting Number	Total Segment Score	Total Element Score	Program Score (factored)	Component Score (factored)	Total Deductions
1	Aljona SAVCHENKO / Bruno MASSOT	GER	26	82.98	44.14		38.84	0.00

#	Executed Elements	Info	Base Value	GOE	J1	J2	J3	J4	J5	J6	J7	J8	J9	Ref	Scores of Panel
1	3Tw4		6.60	2.10	3	3	3	3	3	3	3	3	3		8.70
2	3S		4.40	1.50	2	2	3	2	3	1	1	3	2		5.90
3	3FTh		5.50	0.90	2	0	1	2	3	1	0	2	1		6.40
4	3Li4		4.50	1.50	3	3	3	3	3	3	2	3	3		6.00
5	StSq4		3.90	2.10	3	3	3	3	3	3	3	3	3		6.00
6	FiDs4		3.50	2.00	3	3	3	3	3	3	2	3	2		5.50
7	PCoSp4		4.50	1.14	3	2	2	2	3	2	3	2	2		5.64
			32.90												44.14
	Program Components			Factor											
	Skating Skills			0.80	9.50	9.75	9.50	9.50	9.75	9.50	9.75	9.75	9.50		9.61
	Transitions			0.80	9.50	9.75	9.25	9.50	9.75	9.75	9.50	9.75	9.50		9.61
	Performance			0.80	9.75	9.75	9.50	9.75	10.00	10.00	9.25	9.75	9.75		9.75
	Composition			0.80	9.75	9.75	9.75	9.75	10.00	10.00	9.25	9.75	9.75		9.79
	Interpretation of the Music			0.80	10.00	10.00	9.50	9.75	10.00	9.75	9.50	9.75	9.75		9.79
	Judges Total Program Component Score (factored)														38.84

Deductions	0.00
-------------------	-------------

Rank	Name	Nation	Starting Number	Total Segment Score	Total Element Score	Program Score (factored)	Component Score (factored)	Total Deductions
2	Evgenia TARASOVA / Vladimir MOROZOV	RUS	25	81.29	43.66		37.63	0.00

#	Executed Elements	Info	Base Value	GOE	J1	J2	J3	J4	J5	J6	J7	J8	J9	Ref	Scores of Panel
1	3Tw4		6.60	2.10	3	3	3	3	3	3	3	3	3		8.70
2	3T		4.30	1.60	2	2	3	3	3	2	1	2	2		5.90
3	3LoTh		5.00	2.10	3	3	3	3	3	3	2	3	3		7.10
4	FiDs4		3.50	1.50	2	2	2	2	2	3	2	3	2		5.00
5	PCoSp4		4.50	1.07	3	2	2	2	2	2	3	2	2		5.57
6	3Li4		4.50	1.29	3	2	2	2	3	2	3	3	3		5.79
7	StSq4		3.90	1.70	3	2	3	2	3	3	2	2	2		5.60
			32.30												43.66
	Program Components			Factor											
	Skating Skills			0.80	9.75	9.50	9.25	9.25	9.50	9.50	9.50	9.50	9.50		9.46
	Transitions			0.80	9.50	9.00	9.00	9.00	9.50	9.25	9.25	9.50	9.25		9.25
	Performance			0.80	10.00	9.50	9.50	9.50	9.50	9.50	9.75	9.50	9.25		9.54
	Composition			0.80	9.75	9.25	9.50	9.25	9.75	9.25	9.50	9.50	9.50		9.46
	Interpretation of the Music			0.80	10.00	9.25	9.25	9.00	9.50	9.50	9.25	9.25	9.25		9.32
	Judges Total Program Component Score (factored)														37.63

Deductions	0.00
-------------------	-------------

ISU World Figure Skating Championships 2018

PAIRS SHORT PROGRAM JUDGES DETAILS PER SKATER

Rank	Name	Nation	Starting Number	Total Segment Score	Total Element Score	Program Score (factored)	Component Score (factored)	Total Deductions
3	Vanessa JAMES / Morgan CIPRES	FRA	28	75.32	39.23		36.09	0.00

#	Executed Elements	Info	Base Value	GOE	J1	J2	J3	J4	J5	J6	J7	J8	J9	Ref	Scores of Panel
1	3Tw4		6.60	1.80	3	3	3	3	3	2	1	2	2		8.40
2	3S		4.40	-1.40	-2	-3	-2	-2	-2	-1	-2	-2	-2		3.00
3	3Li4		4.50	1.29	2	3	3	3	2	3	2	3	2		5.79
4	3FTh		5.50	0.30	2	0	2	0	1	0	0	0	0		5.80
5	FiDs4		3.50	1.50	2	2	2	2	3	2	1	3	2		5.00
6	StSq4		3.90	1.70	2	2	3	3	3	3	1	2	2		5.60
7	PCoSp4		4.50	1.14	3	2	2	3	3	2	2	2	2		5.64
			32.90												39.23
	Program Components			Factor											
	Skating Skills			0.80	8.75	9.00	9.25	9.00	9.00	9.00	9.00	9.00	9.25		9.04
	Transitions			0.80	8.75	9.00	9.00	9.25	9.00	9.00	8.75	9.00	9.25		9.00
	Performance			0.80	9.00	8.75	9.25	8.50	9.25	9.25	8.50	9.25	8.75		8.96
	Composition			0.80	9.25	9.00	9.50	9.25	9.00	9.25	8.50	9.00	9.00		9.11
	Interpretation of the Music			0.80	9.00	8.75	9.50	9.25	9.00	9.25	8.50	9.00	8.75		9.00
	Judges Total Program Component Score (factored)														36.09

Deductions	0.00
-------------------	-------------

Rank	Name	Nation	Starting Number	Total Segment Score	Total Element Score	Program Score (factored)	Component Score (factored)	Total Deductions
4	Natalia ZABIIAKO / Alexander ENBERT	RUS	27	74.38	39.03		35.35	0.00

#	Executed Elements	Info	Base Value	GOE	J1	J2	J3	J4	J5	J6	J7	J8	J9	Ref	Scores of Panel
1	3Tw3		6.20	1.10	1	1	2	-1	3	1	1	3	2		7.30
2	3T		4.30	-0.30	-1	-1	0	0	0	-1	-1	1	0		4.00
3	3LoTh		5.00	1.80	2	2	2	3	3	3	2	3	3		6.80
4	3Li4		4.50	1.00	2	2	2	2	2	3	1	2	2		5.50
5	FiDs4		3.50	1.30	2	1	2	2	1	2	2	3	2		4.80
6	StSq4		3.90	1.30	2	3	2	2	2	2	1	2	1		5.20
7	PCoSp4		4.50	0.93	2	2	2	1	2	2	1	2	2		5.43
			31.90												39.03
	Program Components			Factor											
	Skating Skills			0.80	8.75	8.50	8.75	9.00	8.50	9.25	9.25	9.25	9.25		8.96
	Transitions			0.80	8.50	8.25	8.50	8.50	8.50	8.75	8.50	9.00	8.75		8.57
	Performance			0.80	9.00	8.50	8.75	9.00	8.75	9.25	9.00	9.25	9.00		8.96
	Composition			0.80	9.00	8.50	8.75	8.75	8.75	9.00	8.75	9.00	9.00		8.86
	Interpretation of the Music			0.80	8.75	8.75	8.75	9.00	8.75	9.00	8.75	9.00	8.75		8.82
	Judges Total Program Component Score (factored)														35.35

Deductions	0.00
-------------------	-------------

ISU World Figure Skating Championships 2018

PAIRS SHORT PROGRAM JUDGES DETAILS PER SKATER

Rank	Name	Nation	Starting Number	Total Segment Score	Total Element Score	Program Score (factored)	Component Score (factored)	Total Deductions
5	Nicole DELLA MONICA / Matteo GUARISE	ITA	24	72.53	38.29		34.24	0.00

#	Executed Elements	Info	Base Value	GOE	J1	J2	J3	J4	J5	J6	J7	J8	J9	Ref	Scores of Panel
1	3S		4.40	1.10	2	1	2	1	1	2	1	2	2		5.50
2	3Tw4		6.60	1.10	1	2	2	1	2	1	2	2	1		7.70
3	3LoTh		5.00	-0.70	-1	-1	-1	-1	2	-1	-1	-1	-1		4.30
4	3Li4		4.50	0.86	2	1	2	0	2	3	1	2	2		5.36
5	FIDs4		3.50	1.40	2	1	2	2	2	2	2	2	2		4.90
6	StSq4		3.90	1.20	2	1	2	2	2	1	1	2	2		5.10
7	PCoSp4		4.50	0.93	2	1	2	2	2	1	2	3	2		5.43
			32.40												38.29
	Program Components			Factor											
	Skating Skills			0.80	8.75	7.75	8.50	7.75	8.50	8.50	8.75	8.75	8.50		8.46
	Transitions			0.80	8.50	7.50	8.50	8.00	8.50	8.25	8.50	8.50	8.25		8.36
	Performance			0.80	9.00	8.25	8.75	8.50	8.75	9.00	9.00	8.75	8.75		8.79
	Composition			0.80	8.75	8.00	9.00	8.25	8.75	8.50	8.75	8.50	8.50		8.57
	Interpretation of the Music			0.80	8.75	8.00	8.75	8.50	8.75	8.75	8.50	8.50	8.50		8.61
	Judges Total Program Component Score (factored)														34.24

Deductions	0.00
-------------------	-------------

Rank	Name	Nation	Starting Number	Total Segment Score	Total Element Score	Program Score (factored)	Component Score (factored)	Total Deductions
6	Cheng PENG / Yang JIN	CHN	16	71.98	38.76		33.22	0.00

#	Executed Elements	Info	Base Value	GOE	J1	J2	J3	J4	J5	J6	J7	J8	J9	Ref	Scores of Panel
1	3T		4.30	1.10	1	1	2	2	2	2	1	2	1		5.40
2	3LoTh		5.00	1.30	2	2	1	3	2	2	1	2	2		6.30
3	3Tw3		6.20	1.50	2	2	2	3	2	2	3	2	2		7.70
4	FIDs3		3.20	1.20	1	2	1	2	2	2	3	2	1		4.40
5	StSq4		3.90	1.20	1	2	2	3	2	1	2	2	1		5.10
6	PCoSp2		3.50	0.86	1	2	2	1	2	1	2	2	2		4.36
7	3Li4		4.50	1.00	2	2	2	2	2	2	2	2	2		5.50
			30.60												38.76
	Program Components			Factor											
	Skating Skills			0.80	7.75	7.75	8.00	8.75	8.25	8.75	8.75	8.25	7.75		8.21
	Transitions			0.80	7.50	7.50	7.75	8.25	8.25	8.75	8.50	8.00	7.75		8.00
	Performance			0.80	8.25	8.00	8.50	9.00	8.25	9.00	9.00	8.25	8.00		8.46
	Composition			0.80	8.00	8.00	8.25	9.50	8.50	9.25	8.75	8.25	8.25		8.46
	Interpretation of the Music			0.80	8.00	8.25	8.00	9.25	8.25	8.75	8.75	8.50	8.25		8.39
	Judges Total Program Component Score (factored)														33.22

Deductions	0.00
-------------------	-------------

ISU World Figure Skating Championships 2018

PAIRS SHORT PROGRAM JUDGES DETAILS PER SKATER

Rank	Name	Nation	Starting Number	Total Segment Score	Total Element Score	Program Score (factored)	Component Score (factored)	Total Deductions
7	Kristina ASTAKHOVA / Alexei ROGONOV	RUS	15	71.62	39.53		32.09	0.00

#	Executed Elements	Info	Base Value	GOE	J1	J2	J3	J4	J5	J6	J7	J8	J9	Ref	Scores of Panel
1	3S		4.40	0.80	1	2	1	2	1	1	1	1	1		5.20
2	3Tw4		6.60	1.00	1	1	2	2	1	1	1	2	2		7.60
3	3Li4		4.50	0.86	2	1	2	1	1	2	2	3	2		5.36
4	3FTh		5.50	1.00	1	1	1	2	2	2	1	2	1		6.50
5	FiDs4		3.50	1.10	1	2	2	3	1	2	1	2	1		4.60
6	StSq4		3.90	1.30	1	2	2	3	2	2	2	2	1		5.20
7	PCoSp4		4.50	0.57	1	1	2	1	1	1	1	2	1		5.07
			32.90												39.53
	Program Components			Factor											
	Skating Skills			0.80	8.25	7.25	8.25	8.00	8.00	8.25	8.50	7.75	7.75		8.04
	Transitions			0.80	8.25	7.25	7.75	7.50	7.75	8.50	8.00	7.50	7.75		7.79
	Performance			0.80	8.25	7.75	8.25	8.50	8.00	8.50	8.50	8.00	8.00		8.21
	Composition			0.80	8.00	7.50	8.25	8.25	8.00	8.75	8.25	7.50	8.00		8.04
	Interpretation of the Music			0.80	8.25	7.50	8.00	8.25	7.75	8.50	8.25	7.75	8.00		8.04
	Judges Total Program Component Score (factored)														32.09

Deductions	0.00
-------------------	-------------

Rank	Name	Nation	Starting Number	Total Segment Score	Total Element Score	Program Score (factored)	Component Score (factored)	Total Deductions
8	Valentina MARCHEI / Ondrej HOTAREK	ITA	21	71.37	36.97		34.40	0.00

#	Executed Elements	Info	Base Value	GOE	J1	J2	J3	J4	J5	J6	J7	J8	J9	Ref	Scores of Panel
1	3S		4.40	1.40	2	3	2	2	2	2	1	2	2		5.80
2	3Tw3		6.20	-0.10	0	1	1	-2	1	-1	-1	0	-1		6.10
3	3FTh		5.50	-1.20	-2	-1	-2	-2	-2	-1	-2	-1	-2		4.30
4	3Li4		4.50	1.00	2	2	2	2	2	2	2	2	2		5.50
5	FiDs4		3.50	1.10	2	1	2	1	1	2	2	2	1		4.60
6	PCoSp4		4.50	0.57	1	1	2	1	1	1	1	2	1		5.07
7	StSq4		3.90	1.70	2	3	3	3	2	3	2	2	2		5.60
			32.50												36.97
	Program Components			Factor											
	Skating Skills			0.80	8.50	8.50	8.50	8.25	8.00	8.75	8.50	8.25	8.50		8.43
	Transitions			0.80	8.50	8.50	8.50	8.00	8.25	8.75	8.25	8.00	8.50		8.36
	Performance			0.80	8.75	8.75	9.00	7.75	8.75	9.25	8.00	8.25	8.50		8.57
	Composition			0.80	9.00	8.75	9.00	9.00	8.50	9.00	8.25	8.00	8.75		8.75
	Interpretation of the Music			0.80	9.25	9.00	8.75	9.25	8.75	9.00	8.75	8.25	8.75		8.89
	Judges Total Program Component Score (factored)														34.40

Deductions	0.00
-------------------	-------------

ISU World Figure Skating Championships 2018

PAIRS SHORT PROGRAM JUDGES DETAILS PER SKATER

Rank	Name	Nation	Starting Number	Total Segment Score	Total Element Score	Program Score (factored)	Total Component Score (factored)	Total Deductions
9	Xiaoyu YU / Hao ZHANG	CHN	23	71.31	37.80		33.51	0.00

#	Executed Elements	Info	Base Value	GOE	J1	J2	J3	J4	J5	J6	J7	J8	J9	Ref	Scores of Panel
1	3T		4.30	1.40	2	1	2	2	2	2	2	2	2		5.70
2	3Tw3		6.20	1.70	2	3	2	2	3	2	3	3	2		7.90
3	FIDs4		3.50	1.20	2	1	2	1	2	2	1	2	2		4.70
4	StSq4		3.90	1.20	2	1	2	1	2	3	2	2	1		5.10
5	3LoTh		5.00	-1.10	-2	-2	-2	-2	-1	-1	-2	-1	-1		3.90
6	3Li4		4.50	0.93	0	1	2	2	2	2	2	2	2		5.43
7	PCoSp4		4.50	0.57	1	1	1	1	1	1	2	2	1		5.07
			31.90												37.80
	Program Components			Factor											
	Skating Skills			0.80	8.50	8.00	8.00	8.50	8.75	8.75	9.25	8.50	8.50		8.50
	Transitions			0.80	8.25	8.25	8.25	7.75	8.50	9.00	9.00	8.00	8.00		8.32
	Performance			0.80	8.50	8.00	8.00	8.00	8.75	9.25	9.25	8.25	8.00		8.39
	Composition			0.80	8.75	8.00	7.75	8.25	8.75	9.25	9.00	8.00	8.00		8.39
	Interpretation of the Music			0.80	8.75	8.00	7.50	8.00	8.75	9.00	8.75	8.00	7.75		8.29
	Judges Total Program Component Score (factored)														33.51

Deductions	0.00
-------------------	-------------

Rank	Name	Nation	Starting Number	Total Segment Score	Total Element Score	Program Score (factored)	Total Component Score (factored)	Total Deductions
10	Kirsten MOORE-TOWERS / Michael MARINARO	CAN	19	70.49	37.80		32.69	0.00

#	Executed Elements	Info	Base Value	GOE	J1	J2	J3	J4	J5	J6	J7	J8	J9	Ref	Scores of Panel
1	3Tw3		6.20	0.20	1	2	1	2	-1	0	-1	-1	0		6.40
2	3LoTh		5.00	1.40	1	2	2	2	2	2	2	2	2		6.40
3	3T		4.30	0.50	0	0	1	1	1	0	1	1	2		4.80
4	StSq4		3.90	1.10	1	2	1	2	2	2	1	2	1		5.00
5	3Li3		4.00	1.00	2	2	2	2	2	2	1	2	2		5.00
6	FIDs4		3.50	1.20	1	2	1	2	2	2	1	2	2		4.70
7	PCoSp4		4.50	1.00	1	2	2	2	2	2	2	2	2		5.50
			31.40												37.80
	Program Components			Factor											
	Skating Skills			0.80	8.00	8.00	8.25	8.00	7.75	8.25	8.25	8.00	7.75		8.04
	Transitions			0.80	7.75	8.25	8.00	8.00	8.25	8.50	8.50	7.75	7.75		8.07
	Performance			0.80	8.25	8.50	8.25	8.25	8.25	8.50	8.75	8.00	8.25		8.32
	Composition			0.80	8.25	8.25	8.25	8.50	8.00	8.50	8.25	7.75	8.00		8.21
	Interpretation of the Music			0.80	8.00	8.50	8.00	8.50	8.25	8.25	8.50	7.75	8.00		8.21
	Judges Total Program Component Score (factored)														32.69

Deductions	0.00
-------------------	-------------

ISU World Figure Skating Championships 2018

PAIRS SHORT PROGRAM JUDGES DETAILS PER SKATER

Rank	Name	Nation	Starting Number	Total Segment Score	Total Element Score	Program Score (factored)	Total Component Score (factored)	Total Deductions
11	Alexa SCIMECA KNIERIM / Chris KNIERIM	USA	18	69.55	37.77		31.78	0.00

#	Executed Elements	Info	Base Value	GOE	J1	J2	J3	J4	J5	J6	J7	J8	J9	Ref	Scores of Panel
1	3Tw3		6.20	1.70	2	2	2	3	2	3	3	3	2		7.90
2	3S		4.40	-0.10	0	0	0	0	1	0	-1	0	-1		4.30
3	PCoSp4		4.50	0.93	1	2	2	2	2	2	1	2	2		5.43
4	3FTh		5.50	1.00	2	0	1	2	2	1	0	2	2		6.50
5	StSq4		3.90	1.00	1	1	2	2	2	1	0	2	1		4.90
6	3Li4		4.50	0.14	0	0	0	1	1	0	0	1	0		4.64
7	FiDs3		3.20	0.90	1	1	1	2	1	1	1	2	2		4.10
			32.20												37.77
	Program Components			Factor											
	Skating Skills			0.80	8.25	7.50	8.25	8.50	7.75	7.75	8.50	8.00	7.50		8.00
	Transitions			0.80	7.75	7.25	8.00	8.25	8.00	7.75	8.25	7.75	6.75		7.82
	Performance			0.80	8.25	7.50	8.25	8.25	8.00	8.00	8.50	8.00	7.50		8.04
	Composition			0.80	8.00	7.75	8.50	8.50	7.75	8.25	8.00	7.75	7.25		8.00
	Interpretation of the Music			0.80	8.00	7.50	8.25	8.50	7.75	7.75	8.00	7.75	7.25		7.86
	Judges Total Program Component Score (factored)														31.78

Deductions	0.00
-------------------	-------------

Rank	Name	Nation	Starting Number	Total Segment Score	Total Element Score	Program Score (factored)	Total Component Score (factored)	Total Deductions
12	Tae Ok RYOM / Ju Sik KIM	PRK	7	66.32	36.50		29.82	0.00

#	Executed Elements	Info	Base Value	GOE	J1	J2	J3	J4	J5	J6	J7	J8	J9	Ref	Scores of Panel
1	3Tw2		5.80	0.70	0	1	1	2	1	1	-1	2	1		6.50
2	3T		4.30	0.90	1	1	2	1	1	1	2	1	2		5.20
3	3LoTh		5.00	0.40	0	0	1	1	0	1	1	1	0		5.40
4	PCoSp4		4.50	0.64	1	1	1	3	2	1	2	1	1		5.14
5	3Li4		4.50	0.86	2	2	1	3	1	2	2	2	1		5.36
6	StSq4		3.90	0.80	0	1	1	2	1	2	1	2	0		4.70
7	FiDs3		3.20	1.00	1	1	2	2	2	1	1	2	1		4.20
			31.20												36.50
	Program Components			Factor											
	Skating Skills			0.80	7.50	6.75	7.50	8.50	7.50	7.75	7.00	7.50	7.25		7.43
	Transitions			0.80	7.50	6.50	7.25	7.75	7.75	7.50	6.50	7.25	7.00		7.25
	Performance			0.80	7.75	6.75	7.75	8.25	7.75	8.25	7.50	7.50	7.25		7.68
	Composition			0.80	7.75	6.75	7.50	8.00	7.50	8.25	7.00	7.00	7.00		7.39
	Interpretation of the Music			0.80	8.00	7.00	7.75	8.25	7.75	7.75	7.25	7.00	7.25		7.54
	Judges Total Program Component Score (factored)														29.82

Deductions	0.00
-------------------	-------------

ISU World Figure Skating Championships 2018

PAIRS SHORT PROGRAM JUDGES DETAILS PER SKATER

Rank	Name	Nation	Starting Number	Total Segment Score	Total Element Score	Program Score (factored)	Component Score (factored)	Total Deductions
13	Anna DUSKOVA / Martin BIDAR	CZE	5	66.29	37.35		28.94	0.00

#	Executed Elements	Info	Base Value	GOE	J1	J2	J3	J4	J5	J6	J7	J8	J9	Ref	Scores of Panel
1	3T		4.30	0.80	1	1	2	1	1	1	1	0	2		5.10
2	3Tw3		6.20	1.10	0	2	2	1	2	2	1	2	1		7.30
3	3Li3		4.00	0.71	1	2	1	1	1	1	2	2	2		4.71
4	3FTh		5.50	0.50	0	0	1	1	1	1	0	1	1		6.00
5	FiDs4		3.50	1.00	1	1	2	2	1	2	0	2	1		4.50
6	PCoSp4		4.50	0.64	0	1	2	2	1	1	1	2	1		5.14
7	StSq4		3.90	0.70	1	1	1	2	1	1	1	1	1		4.60
			31.90												37.35
	Program Components			Factor											
	Skating Skills			0.80	7.25	6.75	7.50	7.50	7.25	7.25	7.00	7.25	7.25		7.25
	Transitions			0.80	7.00	6.50	7.25	7.75	7.25	7.25	7.25	6.75	7.00		7.11
	Performance			0.80	7.25	6.75	7.50	7.50	7.50	7.75	7.25	7.25	7.50		7.39
	Composition			0.80	7.00	6.50	7.50	8.00	7.25	7.50	7.00	6.75	7.25		7.18
	Interpretation of the Music			0.80	7.00	7.00	7.50	7.75	7.50	7.25	7.00	7.00	7.50		7.25
	Judges Total Program Component Score (factored)														28.94

Deductions	0.00
-------------------	-------------

Rank	Name	Nation	Starting Number	Total Segment Score	Total Element Score	Program Score (factored)	Component Score (factored)	Total Deductions
14	Miriam ZIEGLER / Severin KIEFER	AUT	20	65.21	35.16		30.05	0.00

#	Executed Elements	Info	Base Value	GOE	J1	J2	J3	J4	J5	J6	J7	J8	J9	Ref	Scores of Panel
1	3Tw2		5.80	-0.50	0	0	1	-1	0	-1	-2	-1	-2		5.30
2	3T		4.30	0.70	1	1	1	1	1	2	1	1	1		5.00
3	FiDs3		3.20	0.70	1	1	1	1	1	1	1	2	1		3.90
4	PCoSp4		4.50	0.36	0	0	1	1	0	1	1	1	1		4.86
5	3FTh		5.50	0.80	1	1	1	2	2	1	1	1	1		6.30
6	StSq4		3.90	0.90	1	1	1	2	1	1	2	2	1		4.80
7	3Li4		4.50	0.50	1	1	1	1	0	1	1	1	2		5.00
			31.70												35.16
	Program Components			Factor											
	Skating Skills			0.80	7.25	7.00	7.25	7.50	7.50	7.50	7.75	7.50	7.25		7.39
	Transitions			0.80	7.00	6.75	7.00	7.50	7.75	7.75	7.75	7.25	7.00		7.32
	Performance			0.80	7.50	7.50	7.25	8.00	7.75	8.00	8.25	7.75	7.50		7.71
	Composition			0.80	7.25	7.00	7.25	8.75	7.50	7.75	8.00	7.25	7.25		7.46
	Interpretation of the Music			0.80	7.25	7.25	7.50	8.50	7.75	7.75	8.25	7.75	7.50		7.68
	Judges Total Program Component Score (factored)														30.05

Deductions	0.00
-------------------	-------------

ISU World Figure Skating Championships 2018

PAIRS SHORT PROGRAM JUDGES DETAILS PER SKATER

Rank	Name	Nation	Starting Number	Total Segment Score	Total Element Score	Program Score (factored)	Component Score (factored)	Total Deductions
15	Ekaterina ALEXANDROVSKAYA / Harley WINDSOR	AUS	17	65.02	36.37		28.65	0.00

#	Executed Elements	Info	Base Value	GOE	J1	J2	J3	J4	J5	J6	J7	J8	J9	Ref	Scores of Panel
1	3Tw4		6.60	1.20	1	2	2	3	1	2	1	3	1		7.80
2	3T		4.30	1.20	1	2	2	2	1	2	1	2	2		5.50
3	3Li4		4.50	0.43	0	1	1	1	1	1	1	2	0		4.93
4	3FTh		5.50	-0.50	-1	-1	-1	-1	0	0	-1	0	-1		5.00
5	StSq4		3.90	0.40	1	1	1	0	0	1	0	2	0		4.30
6	FiDs3		3.20	0.50	0	1	1	1	0	1	0	2	1		3.70
7	PCoSp4		4.50	0.64	1	2	1	2	1	1	1	2	1		5.14
			32.50												36.37
	Program Components			Factor											
	Skating Skills			0.80	7.25	7.25	7.50	8.25	6.75	7.25	7.50	7.75	7.25		7.39
	Transitions			0.80	6.75	6.75	7.00	6.75	6.50	7.25	7.00	7.25	6.75		6.89
	Performance			0.80	7.00	7.25	7.50	8.00	6.50	7.00	7.50	7.50	6.75		7.21
	Composition			0.80	7.00	7.25	7.50	7.75	6.75	7.75	7.25	7.25	7.00		7.29
	Interpretation of the Music			0.80	7.25	7.00	7.25	7.25	6.50	7.00	7.00	7.50	6.50		7.04
	Judges Total Program Component Score (factored)														28.65

Deductions	0.00
-------------------	-------------

Rank	Name	Nation	Starting Number	Total Segment Score	Total Element Score	Program Score (factored)	Component Score (factored)	Total Deductions
16	Annika HOCKE / Ruben BLOMMAERT	GER	4	63.26	34.64		28.62	0.00

#	Executed Elements	Info	Base Value	GOE	J1	J2	J3	J4	J5	J6	J7	J8	J9	Ref	Scores of Panel
1	3Tw2		5.80	-0.80	-2	0	0	-2	-1	-2	-1	-1	-1		5.00
2	3T		4.30	0.00	0	0	-1	1	1	-1	0	0	0		4.30
3	3LoTh		5.00	1.20	2	2	2	2	2	2	1	1	1		6.20
4	FiDs4		3.50	1.20	1	2	2	2	1	2	1	2	2		4.70
5	3Li3		4.00	0.64	1	2	1	1	1	1	1	2	2		4.64
6	StSq4		3.90	0.90	0	2	2	2	2	1	0	1	1		4.80
7	PCoSp4		4.50	0.50	1	1	2	1	1	1	1	1	1		5.00
			31.00												34.64
	Program Components			Factor											
	Skating Skills			0.80	6.75	7.50	7.25	7.50	6.75	7.25	6.50	7.25	7.50		7.18
	Transitions			0.80	6.50	7.25	7.00	7.25	7.25	7.25	6.25	6.75	7.00		7.00
	Performance			0.80	7.25	7.50	7.25	7.00	7.00	7.50	6.25	7.00	7.50		7.21
	Composition			0.80	6.75	7.50	7.50	7.75	7.00	7.25	6.50	7.00	7.50		7.21
	Interpretation of the Music			0.80	7.00	7.25	7.50	7.75	7.25	7.00	6.75	7.00	7.25		7.18
	Judges Total Program Component Score (factored)														28.62

Deductions	0.00
-------------------	-------------

ISU World Figure Skating Championships 2018

PAIRS SHORT PROGRAM JUDGES DETAILS PER SKATER

Rank	Name	Nation	Starting Number	Total Segment Score	Total Element Score	Program Score (factored)	Total Component Score (factored)	Total Deductions
17	Deanna STELLATO / Nathan BARTHOLOMAY	USA	3	61.48	33.11		28.37	0.00

#	Executed Elements	Info	Base Value	GOE	J1	J2	J3	J4	J5	J6	J7	J8	J9	Ref	Scores of Panel
1	3Tw1		5.40	0.80	1	2	1	2	1	1	1	1	1		6.20
2	3T		4.30	0.20	0	0	1	1	1	0	0	0	-1		4.50
3	3LoTh		5.00	-0.70	0	-1	-1	-1	-1	-1	-2	-1	-1		4.30
4	FIDs3		3.20	0.90	0	2	1	2	1	1	2	1	1		4.10
5	StSq4		3.90	0.90	0	2	1	1	2	2	1	1	1		4.80
6	3Li4		4.50	0.57	1	2	0	1	1	1	1	1	2		5.07
7	PCoSp2		3.50	0.64	1	2	1	2	1	1	2	1	1		4.14
			29.80												33.11
	Program Components			Factor											
	Skating Skills			0.80	7.00	7.25	7.00	7.25	6.50	7.50	7.50	6.75	7.25		7.14
	Transitions			0.80	6.75	7.50	6.50	7.25	6.75	7.25	7.00	6.50	6.50		6.86
	Performance			0.80	7.00	7.50	7.00	7.00	7.00	8.25	7.75	6.75	7.00		7.18
	Composition			0.80	6.75	7.75	7.00	7.50	6.75	8.00	7.25	6.50	6.75		7.11
	Interpretation of the Music			0.80	7.00	7.50	6.75	7.75	7.00	7.50	7.50	6.50	7.00		7.18
	Judges Total Program Component Score (factored)														28.37

Deductions	0.00
-------------------	-------------

Rank	Name	Nation	Starting Number	Total Segment Score	Total Element Score	Program Score (factored)	Total Component Score (factored)	Total Deductions
18	Camille RUEST / Andrew WOLFE	CAN	10	59.98	31.89		28.09	0.00

#	Executed Elements	Info	Base Value	GOE	J1	J2	J3	J4	J5	J6	J7	J8	J9	Ref	Scores of Panel
1	2Tw2		3.40	0.30	-1	1	1	2	2	1	1	1	0		3.70
2	3T		4.30	-1.40	-2	-2	-2	-3	-2	-2	-2	-2	-2		2.90
3	3LoTh		5.00	0.10	0	0	0	-1	1	1	0	0	0		5.10
4	3Li4		4.50	0.79	1	2	1	2	2	2	1	2	1		5.29
5	StSq4		3.90	0.90	1	1	1	2	2	1	1	2	1		4.80
6	FIDs4		3.50	1.10	1	2	1	2	2	2	1	2	1		4.60
7	PCoSp4		4.50	1.00	2	2	2	2	2	2	2	2	1		5.50
			29.10												31.89
	Program Components			Factor											
	Skating Skills			0.80	7.25	7.00	6.75	7.50	6.75	7.50	7.25	7.25	6.75		7.11
	Transitions			0.80	7.25	7.25	6.50	7.25	6.75	7.25	7.00	6.75	6.50		6.96
	Performance			0.80	7.00	6.75	6.25	7.00	7.00	7.75	7.00	7.00	6.50		6.89
	Composition			0.80	7.00	7.00	6.75	7.50	7.00	8.00	7.00	6.75	7.00		7.04
	Interpretation of the Music			0.80	7.25	7.25	6.75	7.50	6.75	7.75	7.25	7.00	6.75		7.11
	Judges Total Program Component Score (factored)														28.09

Deductions	0.00
-------------------	-------------

ISU World Figure Skating Championships 2018

PAIRS SHORT PROGRAM JUDGES DETAILS PER SKATER

Rank	Name	Nation	Starting Number	Total Segment Score	Total Element Score	Program Score (factored)	Total Component Score (factored)	Total Deductions
19	Paige CONNERS / Evgeni KRASNOPOLSKI	ISR	2	58.44	33.07		25.37	0.00

#	Executed Elements	Info	Base Value	GOE	J1	J2	J3	J4	J5	J6	J7	J8	J9	Ref	Scores of Panel
1	3Tw4		6.60	0.00	0	0	0	0	0	0	0	0	0		6.60
2	3T		4.30	0.20	0	0	1	0	0	1	1	0	0		4.50
3	3FTh		5.50	0.10	0	0	0	1	1	0	0	-1	0		5.60
4	FiDs3		3.20	0.40	1	0	0	1	0	1	1	0	1		3.60
5	3Li4		4.50	0.57	1	1	1	2	0	2	1	1	1		5.07
6	StSq4		3.90	0.30	0	1	1	-1	0	0	0	1	1		4.20
7	PCoSp2		3.50	0.00	0	0	1	0	0	0	0	0	0		3.50
			31.50												33.07
	Program Components			Factor											
	Skating Skills			0.80	6.75	6.25	6.25	6.50	6.25	7.25	6.00	6.25	6.50		6.39
	Transitions			0.80	6.50	6.00	6.00	6.00	6.25	7.00	5.25	6.00	6.00		6.11
	Performance			0.80	6.75	6.25	6.50	6.50	6.50	7.50	6.25	6.25	6.50		6.46
	Composition			0.80	6.50	6.50	6.25	6.75	6.25	7.25	6.00	6.00	6.25		6.36
	Interpretation of the Music			0.80	6.75	6.50	6.25	6.50	6.50	7.00	5.75	6.00	6.25		6.39
	Judges Total Program Component Score (factored)														25.37

Deductions	0.00
-------------------	-------------

Rank	Name	Nation	Starting Number	Total Segment Score	Total Element Score	Program Score (factored)	Total Component Score (factored)	Total Deductions
20	Laura BARQUERO / Aritz MAESTU	ESP	13	58.36	31.73		26.63	0.00

#	Executed Elements	Info	Base Value	GOE	J1	J2	J3	J4	J5	J6	J7	J8	J9	Ref	Scores of Panel
1	3Tw3		6.20	0.90	1	1	1	2	1	1	2	2	1		7.10
2	3S		4.40	0.10	0	0	1	1	0	0	0	0	0		4.50
3	3FTh		5.50	0.70	1	1	1	2	1	1	0	1	1		6.20
4	3Li4		4.50	0.50	1	1	1	1	1	1	1	2	1		5.00
5	StSq4		3.90	0.50	0	0	1	1	1	1	1	1	0		4.40
6	FiDs		0.00	0.00	-	-	-	-	-	-	-	-	-		0.00
7	PCoSp4		4.50	0.03	0	-1	0	1	0	0	0	1	-1		4.53
			29.00												31.73
	Program Components			Factor											
	Skating Skills			0.80	6.00	6.00	6.50	7.00	7.00	6.50	7.25	6.75	6.50		6.61
	Transitions			0.80	6.00	5.75	6.50	7.00	7.00	6.25	7.00	6.25	6.25		6.46
	Performance			0.80	6.75	6.00	6.75	7.00	7.25	6.75	7.50	6.75	6.50		6.82
	Composition			0.80	6.50	6.25	6.50	8.00	7.00	6.75	7.25	6.50	6.50		6.71
	Interpretation of the Music			0.80	6.50	6.25	6.50	8.25	7.00	6.50	7.25	6.50	6.50		6.68
	Judges Total Program Component Score (factored)														26.63

Deductions	0.00
-------------------	-------------

ISU World Figure Skating Championships 2018

PAIRS SHORT PROGRAM JUDGES DETAILS PER SKATER

Rank	Name	Nation	Starting Number	Total Segment Score	Total Element Score	Program Score (factored)	Total Component Score (factored)	Total Deductions
21	Lana PETRANOVIC / Antonio SOUZA-KORDEIRU	CRO	12	57.25	32.39		24.86	0.00

#	Executed Elements	Info	Base Value	GOE	J1	J2	J3	J4	J5	J6	J7	J8	J9	Ref	Scores of Panel
1	3Tw4		6.60	1.40	1	2	2	2	2	2	2	2	2		8.00
2	2A		3.30	-0.07	0	0	0	0	0	0	-1	-1	0		3.23
3	3Li3		4.00	0.29	-1	1	0	0	0	1	1	1	1		4.29
4	3FTh		5.50	-0.70	-1	-1	-1	-1	-1	-1	-1	-1	-1		4.80
5	FIDs2		3.00	0.40	0	0	0	1	0	1	1	1	1		3.40
6	StSq4		3.90	0.20	0	0	0	1	0	1	0	1	0		4.10
7	PCoSp4		4.50	0.07	0	0	0	0	0	1	0	1	-1		4.57
			30.80												32.39
	Program Components			Factor											
	Skating Skills			0.80	5.75	6.00	6.00	6.75	5.50	6.50	6.75	7.00	6.75		6.36
	Transitions			0.80	5.50	5.00	5.75	6.75	5.50	6.25	6.50	6.25	6.50		6.04
	Performance			0.80	6.00	5.50	6.00	6.50	5.75	6.25	6.50	6.75	6.75		6.25
	Composition			0.80	6.00	5.75	6.00	7.00	5.50	6.75	6.25	6.25	6.75		6.25
	Interpretation of the Music			0.80	5.75	5.75	6.25	7.25	5.50	6.50	6.25	6.25	6.50		6.18
	Judges Total Program Component Score (factored)														24.86

Deductions	0.00
-------------------	-------------

Rank	Name	Nation	Starting Number	Total Segment Score	Total Element Score	Program Score (factored)	Total Component Score (factored)	Total Deductions
22	Julianne SEGUIN / Charlie BILODEAU	CAN	22	55.68	27.63		30.05	2.00

#	Executed Elements	Info	Base Value	GOE	J1	J2	J3	J4	J5	J6	J7	J8	J9	Ref	Scores of Panel
1	3Tw3		6.20	-1.00	-1	-1	-2	-2	-2	0	-1	-1	-2		5.20
2	3S<	<	3.10	-2.10	-3	-3	-3	-3	-3	-3	-3	-3	-3		1.00
3	3Li4		4.50	0.86	2	2	1	1	2	2	1	2	2		5.36
4	FIDs3		3.20	0.90	1	1	1	1	2	2	1	1	2		4.10
5	3FTh		5.50	-2.10	-3	-3	-3	-3	-3	-3	-3	-3	-3		3.40
6	StSq4		3.90	0.60	1	2	1	1	1	1	0	0	1		4.50
7	PCoSp2		3.50	0.57	2	2	1	1	1	1	1	1	1		4.07
			29.90												27.63
	Program Components			Factor											
	Skating Skills			0.80	8.25	8.00	7.50	7.00	7.75	8.00	7.25	7.50	8.00		7.71
	Transitions			0.80	8.00	8.00	7.25	7.00	8.00	7.50	7.50	7.00	8.00		7.61
	Performance			0.80	7.50	7.50	7.00	6.50	7.00	7.25	6.75	7.25	7.50		7.18
	Composition			0.80	7.75	8.00	7.50	7.50	7.75	8.00	7.25	7.00	8.00		7.68
	Interpretation of the Music			0.80	8.00	7.75	7.25	7.25	7.50	7.25	7.00	7.00	7.75		7.39
	Judges Total Program Component Score (factored)														30.05

Deductions	Falls: -2.00	-2.00
-------------------	--------------	--------------

< Under-rotated jump

ISU World Figure Skating Championships 2018

PAIRS SHORT PROGRAM JUDGES DETAILS PER SKATER

Rank	Name	Nation	Starting Number	Total Segment Score	Total Element Score	Program Score (factored)	Total Component Score (factored)	Total Deductions
23	Ioulia CHTCHETININA / Mikhail AKULOV	SUI	6	53.62	29.14		24.48	0.00

#	Executed Elements	Info	Base Value	GOE	J1	J2	J3	J4	J5	J6	J7	J8	J9	Ref	Scores of Panel
1	3Tw1		5.40	0.20	-1	0	1	0	0	1	0	0	1		5.60
2	3T		4.30	-0.30	0	-1	-1	0	0	0	0	-1	-1		4.00
3	3LoTh		5.00	-0.60	-1	-1	0	-1	0	-1	-1	-1	-1		4.40
4	FiDs3		3.20	0.20	0	0	0	1	0	1	0	0	1		3.40
5	PCoSp3		4.00	0.21	0	1	1	0	0	1	1	0	0		4.21
6	StSq2		2.60	0.07	-1	1	1	0	0	0	0	0	0		2.67
7	3Li4		4.50	0.36	0	0	1	1	0	1	1	1	1		4.86
			29.00												29.14
	Program Components			Factor											
	Skating Skills			0.80	5.50	5.75	6.25	7.00	5.75	6.25	6.50	6.50	6.25		6.18
	Transitions			0.80	5.25	5.50	6.00	6.75	5.75	6.00	6.50	6.00	6.00		5.96
	Performance			0.80	5.25	5.75	6.50	7.00	5.50	6.25	6.75	6.25	6.00		6.14
	Composition			0.80	5.25	6.00	6.25	7.50	5.75	6.50	6.75	6.00	6.25		6.21
	Interpretation of the Music			0.80	5.50	6.00	6.25	7.00	5.50	6.25	6.50	6.25	6.00		6.11
	Judges Total Program Component Score (factored)														24.48

Deductions	0.00
-------------------	-------------

Rank	Name	Nation	Starting Number	Total Segment Score	Total Element Score	Program Score (factored)	Total Component Score (factored)	Total Deductions
24	Miu SUZAKI / Ryuichi KIHARA	JPN	11	53.33	27.53		25.80	0.00

#	Executed Elements	Info	Base Value	GOE	J1	J2	J3	J4	J5	J6	J7	J8	J9	Ref	Scores of Panel
1	3Lz	!	6.00	-0.80	0	-1	-1	-1	-1	-2	-1	-2	-1		5.20
2	3Tw1		5.40	-1.30	-1	-2	-2	-2	-1	-3	-1	-3	-2		4.10
3	3Li3		4.00	0.07	0	0	0	1	0	0	0	0	1		4.07
4	3STh		4.50	-1.70	-2	-3	-3	-2	-2	-3	-2	-3	-2		2.80
5	PCoSp4		4.50	0.07	0	0	1	0	0	0	0	1	0		4.57
6	StSq2		2.60	0.29	0	1	1	2	0	1	0	1	0		2.89
7	FiDs4		3.50	0.40	0	0	1	2	0	0	0	2	1		3.90
			30.50												27.53
	Program Components			Factor											
	Skating Skills			0.80	6.25	5.75	6.75	6.75	6.00	7.50	6.00	6.75	7.00		6.50
	Transitions			0.80	6.00	5.00	6.50	6.50	6.25	7.00	6.25	6.25	6.75		6.36
	Performance			0.80	6.25	5.25	6.75	6.25	6.00	7.25	6.25	6.75	6.50		6.39
	Composition			0.80	6.25	6.00	6.75	7.00	6.00	7.25	6.75	6.50	6.75		6.57
	Interpretation of the Music			0.80	6.50	5.50	6.50	7.50	6.25	7.00	6.00	6.25	6.50		6.43
	Judges Total Program Component Score (factored)														25.80

Deductions	0.00
-------------------	-------------

! Not clear edge

ISU World Figure Skating Championships 2018

PAIRS SHORT PROGRAM JUDGES DETAILS PER SKATER

Rank	Name	Nation	Starting Number	Total Segment Score	Total Element Score	Program Score (factored)	Component Score (factored)	Total Deductions
25	Lola ESB RAT / Andrei NOVOSELOV	FRA	9	51.94	27.99		25.95	2.00

#	Executed Elements	Info	Base Value	GOE	J1	J2	J3	J4	J5	J6	J7	J8	J9	Ref	Scores of Panel
1	3Lo		5.10	-2.10	-3	-3	-3	-3	-3	-3	-3	-3	-3		3.00
2	3Tw3		6.20	-0.60	-1	1	-1	0	-1	-1	0	-2	-2		5.60
3	3FTh		5.50	-1.70	-2	-2	-3	-3	-2	-3	-1	-2	-3		3.80
4	FiDs4		3.50	0.40	0	1	1	2	0	0	0	1	1		3.90
5	StSq4		3.90	0.70	0	1	1	1	1	1	1	1	1		4.60
6	3Li4		4.50	0.43	1	1	1	1	0	1	0	1	1		4.93
7	PCoSpBV		1.80	0.36	0	1	1	1	1	1	0	1	0		2.16
			30.50												27.99
	Program Components			Factor											
	Skating Skills			0.80	6.50	6.50	6.50	7.00	6.25	7.50	5.75	6.50	6.75		6.57
	Transitions			0.80	6.25	6.25	6.50	6.50	6.50	7.00	5.50	6.00	6.75		6.39
	Performance			0.80	6.25	6.00	6.25	6.00	6.50	7.25	6.00	6.50	6.50		6.29
	Composition			0.80	6.50	6.50	6.50	7.25	6.25	7.75	6.25	6.00	6.75		6.57
	Interpretation of the Music			0.80	6.75	6.50	6.25	7.25	6.50	7.25	6.50	6.25	6.50		6.61
	Judges Total Program Component Score (factored)														25.95

Deductions	Time violation: -1.00	Falls: -1.00	-2.00
-------------------	-----------------------	--------------	--------------

Rank	Name	Nation	Starting Number	Total Segment Score	Total Element Score	Program Score (factored)	Component Score (factored)	Total Deductions
26	Kyueun KIM / Alex Kang Chan KAM	KOR	14	42.85	19.46		24.39	1.00

#	Executed Elements	Info	Base Value	GOE	J1	J2	J3	J4	J5	J6	J7	J8	J9	Ref	Scores of Panel
1	2TwB		2.90	-0.17	-1	0	0	-1	0	0	-1	-2	-1		2.73
2	3STh		4.50	-2.10	-3	-3	-3	-3	-3	-3	-3	-3	-3		2.40
3	3S<	<	3.10	-1.90	-3	-2	-3	-3	-2	-3	-3	-3	-2		1.20
4	3Li2		3.50	-0.43	0	-1	-2	-1	-1	0	0	-1	-2		3.07
5	PCoSp3		4.00	0.07	0	0	1	0	0	0	0	1	0		4.07
6	StSq2		2.60	0.29	0	1	1	1	0	1	0	1	0		2.89
7	FiDs2		3.00	0.10	0	0	0	1	0	0	0	1	-1		3.10
			23.60												19.46
	Program Components			Factor											
	Skating Skills			0.80	5.75	6.00	6.25	6.50	6.50	6.50	6.00	6.25	5.75		6.18
	Transitions			0.80	5.50	6.00	6.25	6.00	6.25	6.00	5.75	6.00	6.00		6.00
	Performance			0.80	5.50	5.50	6.50	5.25	6.00	6.50	6.00	6.50	5.75		5.96
	Composition			0.80	6.00	6.00	6.00	7.00	6.50	6.25	6.50	6.00	6.00		6.18
	Interpretation of the Music			0.80	5.75	6.25	6.25	6.75	6.25	6.25	6.25	6.00	6.00		6.18
	Judges Total Program Component Score (factored)														24.39

Deductions	Falls: -1.00	-1.00
-------------------	--------------	--------------

< Under-rotated jump

ISU World Figure Skating Championships 2018

PAIRS SHORT PROGRAM JUDGES DETAILS PER SKATER

Rank	Name	Nation	Starting Number	Total Segment Score	Total Element Score	Program Score (factored)	Total Component Score (factored)	Total Deductions
27	Zoe JONES / Christopher BOYADJI	GBR	8	42.02	20.88		22.14	1.00

#	Executed Elements	Info	Base Value	GOE	J1	J2	J3	J4	J5	J6	J7	J8	J9	Ref	Scores of Panel	
1	3TwB		5.00	-2.00	-2	-3	-3	-3	-2	-3	-3	-3	-3		3.00	
2	3T<	<	3.00	-2.10	-3	-3	-3	-3	-3	-3	-3	-3	-3		0.90	
3	3Li4		4.50	-0.29	0	-1	-1	-1	-1	0	0	-1	0		4.21	
4	3FTh		5.50	-1.80	-2	-3	-3	-2	-3	-3	-2	-3	-2		3.70	
5	FIDs2		3.00	0.10	0	0	0	1	0	0	0	-1	1		3.10	
6	StSq2		2.60	0.00	0	0	1	-1	0	1	0	-1	0		2.60	
7	PCoSp2		3.50	-0.13	-1	0	0	-1	0	0	-1	-1	0		3.37	
			27.10												20.88	
Program Components			Factor													
Skating Skills			0.80			6.50	6.00	5.75	5.50	5.25	6.50	4.50	4.50	6.00		5.64
Transitions			0.80			6.25	6.00	5.25	5.00	5.25	6.75	4.50	4.25	5.75		5.43
Performance			0.80			6.25	5.50	5.25	4.50	5.25	6.25	4.25	4.75	5.50		5.29
Composition			0.80			6.50	6.00	5.50	6.00	5.50	6.75	4.75	4.50	6.00		5.75
Interpretation of the Music			0.80			6.25	6.25	5.50	5.50	5.00	6.50	5.00	4.50	5.50		5.57
Judges Total Program Component Score (factored)															22.14	

Deductions	Falls: -1.00	-1.00
-------------------	--------------	--------------

< Under-rotated jump

Rank	Name	Nation	Starting Number	Total Segment Score	Total Element Score	Program Score (factored)	Total Component Score (factored)	Total Deductions
28	Elizaveta KASHITSYNA / Mark MAGYAR	HUN	1	36.33	20.58		18.75	3.00

#	Executed Elements	Info	Base Value	GOE	J1	J2	J3	J4	J5	J6	J7	J8	J9	Ref	Scores of Panel	
1	3TwB		5.00	-1.60	-2	-1	-2	-3	-2	-2	-2	-3	-3		3.40	
2	3S		4.40	-2.10	-3	-3	-3	-3	-3	-3	-3	-3	-3		2.30	
3	3LoTh		5.00	-2.10	-3	-3	-3	-3	-3	-3	-3	-3	-3		2.90	
4	3Li4		4.50	-0.21	0	0	-2	0	0	-2	0	0	-1		4.29	
5	FIDs2		3.00	0.10	0	1	0	1	0	0	0	0	0		3.10	
6	StSq1		1.80	0.00	0	0	0	-1	0	0	0	0	0		1.80	
7	PCoSp1		3.00	-0.21	-1	-1	0	-1	0	-1	0	-2	-1		2.79	
			26.70												20.58	
Program Components			Factor													
Skating Skills			0.80			5.00	5.50	4.75	5.00	5.75	4.25	4.50	4.75	5.25		4.96
Transitions			0.80			4.50	5.00	4.50	4.75	5.25	4.00	4.25	4.25	5.00		4.61
Performance			0.80			4.50	4.50	4.50	4.00	5.50	3.75	4.00	4.75	4.75		4.43
Composition			0.80			4.75	5.25	4.75	5.00	5.75	4.25	4.50	4.50	5.00		4.82
Interpretation of the Music			0.80			4.50	4.75	4.75	4.75	5.50	4.00	4.25	4.50	4.75		4.61
Judges Total Program Component Score (factored)															18.75	

Deductions	Falls: -3.00	-3.00
-------------------	--------------	--------------

printed: 21/03/2018 22:43:53

ISU World Figure Skating Championships 2018

RESULTS

PAIRS FREE SKATING

Pl.	Name	Nation	Total Segment Score
1	Aljona SAVCHENKO / Bruno MASSOT	GER	162.86
2	Evgenia TARASOVA / Vladimir MOROZOV	RUS	144.24
3	Vanessa JAMES / Morgan CIPRES	FRA	143.04
4	Kirsten MOORE-TOWERS / Michael MARINARO	CAN	133.84
5	Nicole DELLA MONICA / Matteo GUARISE	ITA	133.53
6	Natalia ZABIIAKO / Alexander ENBERT	RUS	133.50
7	Xiaoyu YU / Hao ZHANG	CHN	132.05
8	Valentina MARCHEI / Ondrej HOTAREK	ITA	130.65
9	Kristina ASTAKHOVA / Alexei ROGONOV	RUS	130.54
10	Cheng PENG / Yang JIN	CHN	130.09
11	Anna DUSKOVA / Martin BIDAR	CZE	123.31
12	Tae Ok RYOM / Ju Sik KIM	PRK	122.45
13	Annika HOCKE / Ruben BLOMMAERT	GER	121.57
14	Miriam ZIEGLER / Severin KIEFER	AUT	119.09
15	Alexa SCIMECA KNIERIM / Chris KNIERIM	USA	112.49
16	Ekaterina ALEXANDROVSKAYA / Harley WINDSOR	AUS	112.44

Printed: 22/03/2018 21:59:04

ISU World Figure Skating Championships 2018

PAIRS FREE SKATING JUDGES DETAILS PER SKATER

Rank	Name	Nation	Starting Number	Total Segment Score	Total Element Score	Total Program Component Score (factored)	Total Deductions
1	Aljona SAVCHENKO / Bruno MASSOT	GER	15	162.86	83.90	78.96	0.00

#	Executed Elements	Info	Base Value	GOE	J1	J2	J3	J4	J5	J6	J7	J8	J9	Ref	Scores of Panel
1	3Tw4		6.60	2.10	3	3	3	3	3	3	3	3	3		8.70
2	3FTh		5.50	1.90	3	3	3	3	2	2	3	2	3		7.40
3	3S+2T+2T		7.00	2.10	3	3	3	2	3	3	3	3	3		9.10
4	3T		4.30	1.80	2	3	3	2	3	2	3	2	3		6.10
5	3STh		4.50	1.70	3	2	2	3	1	2	3	3	2		6.20
6	5RLi4		7.50	2.10	3	3	3	3	2	3	3	3	3		9.60
7	3Li4		4.50	1.50	3	3	3	3	2	3	3	3	3		6.00
8	CCoSp4		3.50	1.29	3	3	3	2	3	2	2	2	3		4.79
9	PCoSp4		4.50	1.21	2	3	3	2	3	2	2	2	3		5.71
10	ChSq1		2.00	2.10	3	3	3	2	3	3	3	3	3		4.10
11	BoDs4		4.50	2.10	3	3	3	3	3	2	3	3	3		6.60
12	5ALi4		7.50	2.10	3	3	3	3	3	3	3	3	3		9.60
			61.90												83.90
	Program Components			Factor											
	Skating Skills			1.60	9.75	9.75	10.00	9.75	9.75	9.50	9.75	9.75	9.75		9.75
	Transitions			1.60	9.75	9.75	9.75	9.50	9.75	9.50	9.75	9.75	9.75		9.71
	Performance			1.60	10.00	10.00	10.00	10.00	10.00	9.75	10.00	10.00	10.00		10.00
	Composition			1.60	10.00	10.00	10.00	10.00	9.75	9.75	9.75	9.75	10.00		9.89
	Interpretation of the Music			1.60	10.00	10.00	10.00	10.00	10.00	9.75	10.00	10.00	10.00		10.00
	Judges Total Program Component Score (factored)														78.96

Deductions	0.00
-------------------	-------------

Rank	Name	Nation	Starting Number	Total Segment Score	Total Element Score	Total Program Component Score (factored)	Total Deductions
2	Evgenia TARASOVA / Vladimir MOROZOV	RUS	16	144.24	70.30	73.94	0.00

#	Executed Elements	Info	Base Value	GOE	J1	J2	J3	J4	J5	J6	J7	J8	J9	Ref	Scores of Panel
1	4Tw3		8.60	1.14	2	1	3	0	1	1	2	0	1		9.74
2	2S		1.30	-0.34	-2	-1	0	-2	-2	-1	-2	-2	-2		0.96
3	3STh		4.50	2.00	3	3	3	3	2	3	2	3	3		6.50
4	3T+2T		5.60	-1.00	-1	-2	-1	-2	0	-1	-2	-2	-1		4.60
5	5RLi4		7.50	1.40	2	2	2	2	1	2	3	2	2		8.90
6	BoDs3		4.00	1.30	1	1	2	2	3	2	2	2	2		5.30
7	FCCoSp4		3.50	1.07	2	2	2	2	3	2	2	1	3		4.57
8	ChSq1		2.00	1.50	1	2	3	2	2	2	2	2	3		3.50
9	3LoTh		5.00	1.10	3	1	2	1	1	2	0	2	2		6.10
10	5ALi4		7.50	1.70	2	2	3	3	2	2	3	3	2		9.20
11	3Li4		4.50	1.00	2	2	3	1	2	2	2	2	2		5.50
12	PCoSp4		4.50	0.93	1	3	2	2	2	1	2	2	2		5.43
			58.50												70.30
	Program Components			Factor											
	Skating Skills			1.60	9.50	9.25	9.50	9.50	9.50	9.25	9.25	9.00	9.50		9.39
	Transitions			1.60	9.25	9.00	9.50	9.00	9.25	9.25	8.75	9.00	9.00		9.11
	Performance			1.60	9.25	9.25	9.50	9.25	9.25	9.25	8.50	8.75	9.00		9.14
	Composition			1.60	9.50	9.25	9.50	9.50	9.50	9.50	8.50	9.00	9.25		9.36
	Interpretation of the Music			1.60	9.25	9.00	9.50	9.25	9.25	9.50	8.50	8.75	9.50		9.21
	Judges Total Program Component Score (factored)														73.94

Deductions	0.00
-------------------	-------------

ISU World Figure Skating Championships 2018

PAIRS FREE SKATING JUDGES DETAILS PER SKATER

Rank	Name	Nation	Starting Number	Total Segment Score	Total Element Score	Total Program Component Score (factored)	Total Deductions
3	Vanessa JAMES / Morgan CIPRES	FRA	14	143.04	71.24	72.80	1.00

#	Executed Elements	Info	Base Value	GOE	J1	J2	J3	J4	J5	J6	J7	J8	J9	Ref	Scores of Panel
1	3Tw4		6.60	1.70	2	2	3	2	3	1	2	3	3		8.30
2	3T+2T+2T		6.90	1.70	2	3	2	2	3	2	3	3	2		8.60
3	3STh		4.50	-2.10	-3	-3	-2	-3	-3	-3	-3	-3	-3		2.40
4	5BLi4		7.00	1.60	2	3	2	3	3	2	2	2	2		8.60
5	3S		4.40	0.50	1	1	1	1	0	0	1	0	1		4.90
6	PCoSp4		4.50	1.00	2	2	2	2	2	1	2	2	2		5.50
7	ChSq1		2.00	1.70	2	3	3	2	3	1	2	2	3		3.70
8	5ALi4		7.50	1.60	2	2	3	2	2	1	2	3	3		9.10
9	3FTh		5.50	1.20	2	2	2	2	1	0	2	1	2		6.70
10	BiDs2		3.00	0.80	1	1	2	2	0	1	2	1	0		3.80
11	FCCoSp3		3.00	0.93	2	2	2	2	1	1	2	2	2		3.93
12	3Li4		4.50	1.21	2	3	3	3	2	1	2	3	2		5.71
			59.40												71.24
Program Components				Factor											
Skating Skills				1.60	9.00	9.25	9.25	9.25	9.50	9.00	8.75	9.25	9.00		9.14
Transitions				1.60	9.25	9.00	9.25	8.75	9.50	8.75	8.75	9.25	8.75		9.00
Performance				1.60	9.25	9.25	9.00	9.00	9.25	8.50	8.75	9.00	8.75		9.00
Composition				1.60	9.50	9.50	9.25	9.25	9.00	9.00	9.25	9.50	8.75		9.25
Interpretation of the Music				1.60	9.25	9.50	9.25	9.00	9.25	8.75	9.00	9.25	8.75		9.11
Judges Total Program Component Score (factored)															72.80

Deductions	Falls: -1.00	-1.00
-------------------	--------------	--------------

Rank	Name	Nation	Starting Number	Total Segment Score	Total Element Score	Total Program Component Score (factored)	Total Deductions
4	Kirsten MOORE-TOWERS / Michael MARINARO	CAN	8	133.84	67.73	66.11	0.00

#	Executed Elements	Info	Base Value	GOE	J1	J2	J3	J4	J5	J6	J7	J8	J9	Ref	Scores of Panel
1	3Tw2		5.80	0.20	1	0	1	0	-1	0	1	-1	2		6.00
2	2A+1Lo<+3S	<	8.10	-1.10	-1	-2	-2	-1	-2	-2	-1	-2	-1		7.00
3	3LoTh		5.00	-0.20	0	0	1	2	-1	-1	0	-1	-1		4.80
4	5ALi4		7.50	1.40	2	2	2	2	2	1	2	2	2		8.90
5	BoDs3		4.00	1.00	2	1	1	1	0	1	2	2	2		5.00
6	PCoSp4		4.50	0.86	2	2	2	1	2	1	2	1	2		5.36
7	3T		4.30	0.90	1	1	1	1	1	1	2	2	2		5.20
8	FCCoSp4		3.50	-0.04	0	0	-1	0	0	0	0	-1	0		3.46
9	3STh		4.50	1.10	1	1	2	2	1	1	2	2	2		5.60
10	5RLi4		7.50	0.70	0	0	2	2	0	1	1	2	1		8.20
11	ChSq1		2.00	1.00	2	1	2	1	1	1	2	1	2		3.00
12	3Li4		4.50	0.71	1	1	2	2	0	0	2	2	2		5.21
			61.20												67.73
Program Components				Factor											
Skating Skills				1.60	8.00	8.25	8.50	8.25	8.25	8.25	8.25	8.25	8.00		8.21
Transitions				1.60	8.25	8.00	8.25	7.75	8.00	8.00	8.25	8.25	8.50		8.14
Performance				1.60	8.25	8.00	8.25	8.00	8.25	8.50	8.50	8.50	8.25		8.29
Composition				1.60	8.00	8.00	8.50	8.25	8.25	8.25	8.75	8.50	8.50		8.32
Interpretation of the Music				1.60	8.00	8.00	8.50	8.00	8.50	8.25	9.00	8.50	8.75		8.36
Judges Total Program Component Score (factored)															66.11

Deductions		0.00
-------------------	--	-------------

< Under-rotated jump

ISU World Figure Skating Championships 2018

PAIRS FREE SKATING JUDGES DETAILS PER SKATER

Rank	Name	Nation	Starting Number	Total Segment Score	Total Element Score	Total Program Component Score (factored)	Total Deductions
5	Nicole DELLA MONICA / Matteo GUARISE	ITA	12	133.53	65.74	68.79	1.00

#	Executed Elements	Info	Base Value	GOE	J1	J2	J3	J4	J5	J6	J7	J8	J9	Ref	Scores of Panel
1	3S		4.40	1.20	1	1	2	2	2	1	2	2	2		5.60
2	3Tw4		6.60	1.10	2	0	2	1	1	1	2	2	2		7.70
3	3T+REP		3.01	-2.10	-3	-3	-3	-3	-3	-3	-3	-3	-3		0.91
4	PCoSp4		4.50	0.86	2	2	2	2	2	1	2	1	1		5.36
5	3LoTh		5.00	-0.30	1	0	0	-1	-1	-1	0	-1	0		4.70
6	BoDs4		4.50	1.30	2	2	2	1	1	2	2	2	2		5.80
7	5RLi3		7.00	1.40	2	2	2	2	1	2	2	2	2		8.40
8	ChSq1		2.00	1.30	1	2	2	2	2	2	2	1	2		3.30
9	3STh		4.50	0.50	1	0	1	1	0	1	-1	1	1		5.00
10	5ALi4		7.50	1.40	2	2	3	2	2	2	2	2	2		8.90
11	3Li4		4.50	1.00	1	2	2	2	2	2	2	2	2		5.50
12	FCCoSp4		3.50	1.07	2	2	2	2	3	2	2	2	3		4.57
			57.01												65.74
Program Components			Factor												
Skating Skills			1.60		8.75	8.50	9.00	8.75	8.50	8.50	8.50	8.50	8.25		8.57
Transitions			1.60		8.75	8.50	8.75	8.25	8.25	8.50	8.25	8.50	8.50		8.46
Performance			1.60		8.75	8.75	8.75	8.50	8.75	8.50	8.50	8.50	8.50		8.61
Composition			1.60		9.00	8.50	9.25	8.75	8.75	8.75	8.50	8.50	8.75		8.71
Interpretation of the Music			1.60		8.75	8.75	9.00	8.50	8.75	8.75	8.25	8.50	8.50		8.64
Judges Total Program Component Score (factored)															68.79

Deductions	Falls: -1.00	-1.00
-------------------	--------------	--------------

REP Jump repetition

Rank	Name	Nation	Starting Number	Total Segment Score	Total Element Score	Total Program Component Score (factored)	Total Deductions
6	Natalia ZABIIAKO / Alexander ENBERT	RUS	13	133.50	64.07	69.43	0.00

#	Executed Elements	Info	Base Value	GOE	J1	J2	J3	J4	J5	J6	J7	J8	J9	Ref	Scores of Panel
1	3Tw3		6.20	0.90	2	0	1	-1	2	1	2	1	2		7.10
2	3T+2T+1Lo		6.10	-1.30	-2	-2	-2	-2	-1	-1	-2	-2	-2		4.80
3	3S<	<	3.10	-1.80	-2	-3	-3	-2	-3	-2	-2	-3	-3		1.30
4	3FTh		5.50	1.30	2	2	2	2	1	2	2	2	1		6.80
5	3Li4		4.50	0.93	1	1	2	2	2	2	2	2	2		5.43
6	FCCoSp4		3.50	0.64	1	2	1	1	1	2	1	1	2		4.14
7	3LoTh		5.00	-0.70	-2	-1	-1	-1	-1	-1	-1	-1	-1		4.30
8	BoDs2		3.50	0.70	-1	1	2	2	2	0	1	1	0		4.20
9	ChSq1		2.00	1.30	2	3	2	2	1	1	2	2	2		3.30
10	5RLi4		7.50	1.30	1	2	3	1	2	2	2	2	2		8.80
11	5ALi4		7.50	1.40	2	2	2	2	2	1	2	2	2		8.90
12	PCoSp4		4.50	0.50	0	1	2	2	1	1	1	1	0		5.00
			58.90												64.07
Program Components			Factor												
Skating Skills			1.60		8.75	9.00	8.75	8.50	8.75	9.00	8.50	8.75	8.75		8.75
Transitions			1.60		9.00	8.75	8.75	8.00	8.25	8.75	8.50	8.50	9.00		8.64
Performance			1.60		8.75	8.75	8.50	8.25	8.25	8.75	8.50	8.50	8.50		8.54
Composition			1.60		9.00	9.00	8.75	8.75	8.50	9.00	8.75	8.75	8.50		8.79
Interpretation of the Music			1.60		9.00	9.00	8.75	8.50	8.50	9.00	8.50	8.50	8.50		8.68
Judges Total Program Component Score (factored)															69.43

Deductions		0.00
-------------------	--	-------------

< Under-rotated jump

ISU World Figure Skating Championships 2018

PAIRS FREE SKATING JUDGES DETAILS PER SKATER

Rank	Name	Nation	Starting Number	Total Segment Score	Total Element Score	Total Program Component Score (factored)	Total Deductions
7	Xiaoyu YU / Hao ZHANG	CHN	7	132.05	66.38	65.67	0.00

#	Executed Elements	Info	Base Value	GOE	J1	J2	J3	J4	J5	J6	J7	J8	J9	Ref	Scores of Panel
1	2S		1.30	-0.40	-2	-1	-2	-2	-2	-2	-2	-2	-2		0.90
2	3Tw4		6.60	1.50	2	2	2	2	3	2	3	2	2		8.10
3	3T+2T		5.60	0.80	1	1	1	1	0	1	2	1	2		6.40
4	BoDs3		4.00	0.90	2	0	1	2	1	1	2	0	2		4.90
5	PCoSp4		4.50	0.57	1	1	1	2	1	1	2	1	1		5.07
6	5RLi3		7.00	1.20	1	2	2	2	1	1	2	2	2		8.20
7	3LoTh		5.00	2.00	3	1	3	3	3	2	3	3	3		7.00
8	3STh		4.50	1.90	3	1	3	3	3	2	3	2	3		6.40
9	FCCoSp4		3.50	0.64	1	0	1	2	2	1	2	1	1		4.14
10	5ALi4		7.50	0.90	1	1	2	2	1	1	2	1	1		8.40
11	3Li2		3.50	0.57	0	0	2	2	0	1	2	2	1		4.07
12	ChSq1		2.00	0.80	1	0	2	1	1	1	2	1	1		2.80
			55.00												66.38
	Program Components			Factor											
	Skating Skills			1.60	7.75	7.75	8.50	8.50	8.75	8.50	8.75	8.50	8.00		8.36
	Transitions			1.60	7.50	7.50	8.00	8.00	8.50	8.00	8.50	8.00	8.25		8.04
	Performance			1.60	7.75	7.75	8.50	8.25	8.50	8.25	8.75	8.00	8.25		8.21
	Composition			1.60	7.75	7.50	8.25	8.50	8.75	8.50	8.75	8.00	8.50		8.32
	Interpretation of the Music			1.60	7.75	7.50	8.25	8.25	8.25	8.25	8.50	7.75	8.25		8.11
	Judges Total Program Component Score (factored)														65.67

Deductions		0.00
-------------------	--	-------------

Rank	Name	Nation	Starting Number	Total Segment Score	Total Element Score	Total Program Component Score (factored)	Total Deductions
8	Valentina MARCHEI / Ondrej HOTAREK	ITA	10	130.65	63.58	68.07	1.00

#	Executed Elements	Info	Base Value	GOE	J1	J2	J3	J4	J5	J6	J7	J8	J9	Ref	Scores of Panel
1	3Tw4		6.60	0.40	1	0	1	0	1	0	0	1	2		7.00
2	3T		4.30	-0.70	-1	-1	-1	-1	-1	-1	0	-2	-1		3.60
3	3S<+COMBO	<	3.10	-2.10	-3	-3	-3	-3	-3	-3	-3	-3	-3		1.00
4	5ALi4		7.50	1.10	1	1	2	2	2	1	1	2	2		8.60
5	ChSq1		2.00	1.00	0	2	2	2	1	1	2	1	1		3.00
6	3LoTh		5.00	1.30	1	1	2	2	2	2	2	2	2		6.30
7	FCCoSp4		3.50	0.57	2	2	1	1	0	0	1	2	1		4.07
8	5RLi3		7.00	1.30	1	2	3	2	1	2	2	2	2		8.30
9	3Li4		4.50	1.00	1	2	2	2	2	1	3	2	3		5.50
10	3FTh		5.50	1.40	2	2	2	2	2	1	2	2	2		6.90
11	BiDs3		3.20	0.90	0	1	1	1	1	1	2	2	2		4.10
12	PCoSp4		4.50	0.71	1	1	2	2	1	1	2	1	2		5.21
			56.70												63.58
	Program Components			Factor											
	Skating Skills			1.60	8.50	8.25	8.50	8.50	8.50	8.25	8.25	8.50	8.50		8.43
	Transitions			1.60	8.75	8.00	8.50	8.00	8.25	8.25	8.00	8.50	8.50		8.29
	Performance			1.60	8.25	8.25	8.50	8.25	8.25	8.50	8.75	8.50	8.75		8.43
	Composition			1.60	8.50	8.50	9.00	8.75	8.50	8.75	8.50	9.00	9.00		8.71
	Interpretation of the Music			1.60	8.50	8.50	9.00	8.50	8.75	8.50	8.75	9.00	8.75		8.68
	Judges Total Program Component Score (factored)														68.07

Deductions	Falls: -1.00	-1.00
-------------------	--------------	--------------

< Under-rotated jump

ISU World Figure Skating Championships 2018

PAIRS FREE SKATING JUDGES DETAILS PER SKATER

Rank	Name	Nation	Starting Number	Total Segment Score	Total Element Score	Program Score (factored)	Total Component Score (factored)	Total Deductions
9	Kristina ASTAKHOVA / Alexei ROGONOV	RUS	9	130.54	66.11		66.43	2.00

#	Executed Elements	Info	Base Value	GOE	J1	J2	J3	J4	J5	J6	J7	J8	J9	Ref	Scores of Panel
1	3T+2T+2T		6.90	0.30	1	0	0	1	0	1	1	0	0		7.20
2	3Tw4		6.60	0.80	1	0	2	0	1	1	1	2	2		7.40
3	3S<	<	3.10	-2.10	-3	-3	-3	-3	-3	-3	-3	-3	-3		1.00
4	5ALi4		7.50	1.40	2	2	2	2	1	2	2	2	2		8.90
5	ChSq1		2.00	1.00	1	1	2	2	1	1	2	1	2		3.00
6	3FTh		5.50	1.00	1	1	1	2	1	2	2	1	2		6.50
7	3LoTh		5.00	-0.50	-1	-1	0	-1	-1	-1	0	-1	0		4.50
8	BoDs4		4.50	0.90	1	1	1	2	0	0	2	2	2		5.40
9	FCCoSp4		3.50	0.57	1	1	1	1	0	1	1	2	2		4.07
10	5RLi4		7.50	1.00	1	1	1	2	1	2	2	2	1		8.50
11	3Li4		4.50	0.21	0	0	1	1	0	0	1	1	0		4.71
12	PCoSp4		4.50	0.43	1	1	2	2	0	0	1	1	0		4.93
			61.10												66.11
Program Components			Factor												
Skating Skills			1.60		7.75	8.25	8.50	8.25	8.25	8.50	8.50	8.50	8.25	8.36	
Transitions			1.60		8.00	8.00	8.25	7.75	8.00	8.25	8.50	8.25	8.11		
Performance			1.60		8.25	8.00	8.25	8.00	8.00	8.25	8.50	8.50	8.18		
Composition			1.60		8.25	8.25	8.50	8.50	8.25	8.75	8.75	8.75	8.50	8.50	
Interpretation of the Music			1.60		8.00	8.00	8.50	8.25	8.25	8.50	8.75	8.50	8.36		
Judges Total Program Component Score (factored)															66.43

Deductions	Falls: -1.00	Late start: -1.00	-2.00
-------------------	--------------	-------------------	--------------

< Under-rotated jump

Rank	Name	Nation	Starting Number	Total Segment Score	Total Element Score	Program Score (factored)	Total Component Score (factored)	Total Deductions
10	Cheng PENG / Yang JIN	CHN	11	130.09	62.46		67.63	0.00

#	Executed Elements	Info	Base Value	GOE	J1	J2	J3	J4	J5	J6	J7	J8	J9	Ref	Scores of Panel
1	3T+1T		4.70	-1.40	-2	-2	-1	-2	-2	-2	-2	-3	-2		3.30
2	2S		1.30	0.06	0	0	0	1	0	1	1	0	0		1.36
3	3Tw3		6.20	1.10	2	1	1	2	2	1	1	2	2		7.30
4	ChSq1		2.00	1.10	1	2	2	1	2	1	2	1	2		3.10
5	3LoTh		5.00	1.90	3	2	3	2	3	2	3	3	3		6.90
6	3STh		4.50	-1.40	-2	-1	0	-3	-2	-3	-2	-2	-2		3.10
7	BoDs4		4.50	1.20	1	2	1	2	2	1	2	2	2		5.70
8	5RLi4		7.50	1.30	1	1	2	2	2	2	2	2	2		8.80
9	CCoSp4		3.50	0.57	1	2	1	1	2	1	1	1	1		4.07
10	5ALi4		7.50	1.40	2	2	2	2	3	2	2	2	1		8.90
11	3Li4		4.50	1.00	2	2	2	2	2	1	2	2	2		5.50
12	PCoSp2		3.50	0.93	2	2	2	2	2	1	2	1	2		4.43
			54.70												62.46
Program Components			Factor												
Skating Skills			1.60		8.75	8.75	8.50	8.50	9.00	8.25	8.25	8.50	8.25	8.50	
Transitions			1.60		8.50	8.25	8.50	7.75	8.50	8.50	8.25	8.25	8.25	8.36	
Performance			1.60		8.50	8.50	9.00	8.00	8.50	8.25	8.50	8.25	8.00	8.36	
Composition			1.60		8.75	8.75	8.75	8.50	9.00	8.50	8.50	8.50	8.50	8.61	
Interpretation of the Music			1.60		8.50	8.50	8.50	8.25	8.75	8.25	8.50	8.25	8.50	8.43	
Judges Total Program Component Score (factored)															67.63

Deductions			0.00
-------------------	--	--	-------------

ISU World Figure Skating Championships 2018

PAIRS FREE SKATING JUDGES DETAILS PER SKATER

Rank	Name	Nation	Starting Number	Total Segment Score	Total Element Score	Total Program Score (factored)	Total Component Score (factored)	Total Deductions
11	Anna DUSKOVA / Martin BIDAR	CZE	4	123.31	64.47	58.84	0.00	

#	Executed Elements	Info	Base Value	GOE	J1	J2	J3	J4	J5	J6	J7	J8	J9	Ref	Scores of Panel
1	3T		4.30	0.60	1	1	0	1	0	1	2	1	1		4.90
2	3Tw2		5.80	0.70	1	1	1	1	1	0	2	0	2		6.50
3	3S+2T+2T		7.00	0.90	1	2	1	1	1	1	2	1	2		7.90
4	3FTh		5.50	-1.10	-1	-1	-2	-2	-2	-2	-1	-1	-2		4.40
5	5RLi3		7.00	0.60	0	1	1	1	0	1	2	1	1		7.60
6	3STh		4.50	0.90	1	2	1	1	1	1	2	2	1		5.40
7	5ALi4		7.50	0.80	0	2	1	2	0	1	1	1	2		8.30
8	BoDs3		4.00	0.60	0	1	1	1	-1	1	1	2	1		4.60
9	PCoSp4		4.50	0.64	1	1	2	2	1	0	2	1	1		5.14
10	3Li2		3.50	0.29	0	1	1	1	0	0	2	0	1		3.79
11	FCCoSp4		3.50	0.14	0	1	0	-1	0	0	1	1	0		3.64
12	ChSq1		2.00	0.30	1	1	1	0	0	0	1	0	0		2.30
			59.10												64.47
Program Components			Factor												
Skating Skills			1.60		7.25	7.75	7.50	7.50	7.25	7.50	7.50	7.25	7.25		7.39
Transitions			1.60		7.50	7.50	7.25	7.25	7.00	7.25	7.50	7.00	7.25		7.29
Performance			1.60		7.50	7.50	7.50	7.25	7.25	7.25	7.25	7.25	7.00		7.32
Composition			1.60		7.50	7.50	7.25	7.75	7.00	7.50	7.75	7.50	7.25		7.46
Interpretation of the Music			1.60		7.50	7.50	7.25	7.50	6.75	7.25	7.50	7.25	7.00		7.32
Judges Total Program Component Score (factored)														58.84	

Deductions	0.00
-------------------	-------------

Rank	Name	Nation	Starting Number	Total Segment Score	Total Element Score	Total Program Score (factored)	Total Component Score (factored)	Total Deductions
12	Tae Ok RYOM / Ju Sik KIM	PRK	5	122.45	62.11	60.34	0.00	

#	Executed Elements	Info	Base Value	GOE	J1	J2	J3	J4	J5	J6	J7	J8	J9	Ref	Scores of Panel
1	3Tw3		6.20	1.20	1	1	2	-1	2	2	2	2	2		7.40
2	3T+2T		5.60	0.70	1	1	1	0	1	1	2	0	2		6.30
3	5RLi4		7.50	1.00	1	1	2	2	1	1	2	2	1		8.50
4	2A<	<	2.30	-0.57	-1	-1	-1	0	-2	-1	-1	-2	-1		1.73
5	BoDs3		4.00	0.40	1	0	1	1	0	0	1	0	1		4.40
6	FCCoSp3		3.00	-0.21	0	-1	0	-1	-2	-1	0	-1	-1		2.79
7	3STh		4.50	0.50	1	1	1	1	0	1	1	0	0		5.00
8	5ALi3		7.00	0.90	1	0	1	1	1	1	2	2	2		7.90
9	3LoTh		5.00	0.40	1	0	1	2	0	0	1	0	1		5.40
10	ChSq1		2.00	0.40	1	0	2	1	0	0	1	0	1		2.40
11	3Li4		4.50	0.79	1	1	2	2	0	1	2	2	2		5.29
12	PCoSp4		4.50	0.50	1	1	1	1	0	-1	2	1	2		5.00
			56.10												62.11
Program Components			Factor												
Skating Skills			1.60		7.50	7.75	8.25	7.50	7.25	7.75	7.50	8.25	7.50		7.68
Transitions			1.60		8.00	7.25	7.75	7.00	7.00	7.50	7.25	8.00	7.50		7.46
Performance			1.60		7.75	7.50	8.25	7.25	7.00	7.75	8.00	7.75	7.25		7.61
Composition			1.60		7.75	7.25	8.00	7.50	7.25	7.50	7.50	8.00	7.50		7.57
Interpretation of the Music			1.60		7.75	7.25	8.25	7.25	6.75	7.50	7.00	7.75	7.25		7.39
Judges Total Program Component Score (factored)														60.34	

Deductions	0.00
-------------------	-------------

< Under-rotated jump

ISU World Figure Skating Championships 2018

PAIRS FREE SKATING JUDGES DETAILS PER SKATER

Rank	Name	Nation	Starting Number	Total Segment Score	Total Element Score	Total Program Component Score (factored)	Total Deductions
13	Annika HOCHE / Ruben BLOMMAERT	GER	3	121.57	62.43	59.14	0.00

#	Executed Elements	Info	Base Value	GOE	J1	J2	J3	J4	J5	J6	J7	J8	J9	Ref	Scores of Panel
1	3Tw2		5.80	0.10	1	0	0	-1	0	-2	0	1	1		5.90
2	3T+2T+2T		6.90	-0.30	0	0	-1	0	0	-1	1	-1	-1		6.60
3	5RLi3		7.00	0.30	0	0	0	1	0	1	0	1	1		7.30
4	3LoTh		5.00	0.60	1	1	1	1	0	0	1	1	1		5.60
5	BiDs3		3.20	0.80	0	1	1	1	1	1	2	2	1		4.00
6	ChSq1		2.00	0.80	1	1	1	1	1	1	2	1	2		2.80
7	2A		3.30	0.64	1	1	1	1	2	1	2	1	2		3.94
8	FCCoSp3		3.00	0.29	1	0	0	-1	1	0	1	1	2		3.29
9	5ALi4		7.50	0.90	1	1	1	2	0	1	2	2	1		8.40
10	3STh		4.50	0.60	1	1	1	0	1	0	2	1	1		5.10
11	3Li3		4.00	0.50	0	1	2	1	1	1	1	1	1		4.50
12	PCoSp4		4.50	0.50	1	1	1	1	0	1	1	1	1		5.00
			56.70												62.43
Program Components				Factor											
Skating Skills				1.60	7.25	7.50	7.25	7.50	7.50	7.50	7.25	7.50	7.50		7.43
Transitions				1.60	7.50	7.00	7.25	7.00	7.25	7.00	7.50	7.25	7.25		7.21
Performance				1.60	7.25	7.50	7.50	7.25	7.75	7.25	7.75	7.75	7.50		7.50
Composition				1.60	7.25	7.50	7.00	7.50	7.50	7.25	7.50	7.50	7.25		7.39
Interpretation of the Music				1.60	7.50	7.50	7.25	7.25	7.50	7.25	7.50	7.50	7.50		7.43
Judges Total Program Component Score (factored)															59.14

Deductions	0.00
-------------------	-------------

Rank	Name	Nation	Starting Number	Total Segment Score	Total Element Score	Total Program Component Score (factored)	Total Deductions
14	Miriam ZIEGLER / Severin KIEFER	AUT	2	119.09	60.71	58.38	0.00

#	Executed Elements	Info	Base Value	GOE	J1	J2	J3	J4	J5	J6	J7	J8	J9	Ref	Scores of Panel
1	3S		4.40	-0.70	-1	-1	-1	0	-1	-1	-1	-1	-1		3.70
2	3Tw1		5.40	-1.20	-2	-2	-1	-2	-2	-2	-1	-2	-1		4.20
3	3T+2T+2T		6.90	0.70	1	2	1	1	1	1	1	1	1		7.60
4	5RLi3		7.00	0.10	0	0	-1	1	0	0	1	0	0		7.10
5	3FTh		5.50	-0.10	0	0	0	1	-1	-1	1	-1	0		5.40
6	BiDs3		3.20	0.70	0	2	1	0	1	1	2	1	1		3.90
7	FCCoSp4		3.50	0.07	1	0	0	0	0	0	0	0	1		3.57
8	5ALi4		7.50	0.70	1	1	1	1	1	1	2	1	1		8.20
9	ChSq1		2.00	0.50	1	1	1	1	0	0	1	0	1		2.50
10	3STh		4.50	0.40	1	0	1	1	0	0	1	0	1		4.90
11	3Li4		4.50	0.43	0	1	1	1	0	1	2	1	1		4.93
12	PCoSp4		4.50	0.21	0	1	0	2	0	0	1	0	1		4.71
			58.90												60.71
Program Components				Factor											
Skating Skills				1.60	7.25	7.50	7.50	7.50	7.00	7.25	7.50	7.25	7.00		7.32
Transitions				1.60	7.50	7.00	7.00	7.00	7.50	7.00	7.50	7.25	7.25		7.21
Performance				1.60	7.50	7.50	7.25	7.25	7.00	6.75	7.75	7.50	7.25		7.32
Composition				1.60	7.25	7.25	7.00	7.50	7.25	7.00	7.50	7.50	7.50		7.32
Interpretation of the Music				1.60	7.50	7.50	7.25	7.25	7.25	7.00	7.25	7.25	7.50		7.32
Judges Total Program Component Score (factored)															58.38

Deductions	0.00
-------------------	-------------

ISU World Figure Skating Championships 2018

PAIRS FREE SKATING JUDGES DETAILS PER SKATER

Rank	Name	Nation	Starting Number	Total Segment Score	Total Element Score	Program Score (factored)	Total Component Score (factored)	Total Deductions
15	Alexa SCIMECA KNIERIM / Chris KNIERIM	USA	6	112.49	54.59		59.90	2.00

#	Executed Elements	Info	Base Value	GOE	J1	J2	J3	J4	J5	J6	J7	J8	J9	Ref	Scores of Panel
1	3Tw2		5.80	0.80	1	1	1	1	1	0	2	1	2		6.60
2	ChSq1		2.00	1.00	1	1	2	2	0	1	2	1	2		3.00
3	3STh		4.50	-0.90	-2	-1	-1	-2	-1	-1	-1	-2	-1		3.60
4	3S		4.40	-0.80	-2	-1	-1	0	-1	-1	-1	-2	-1		3.60
5	2A+2A+SEQ		5.28	0.50	1	0	1	2	0	1	2	1	1		5.78
6	3Li4		4.50	0.71	1	1	1	2	1	1	2	2	2		5.21
7	BoDs		0.00	0.00	-	-	-	-	-	-	-	-	-		0.00
8	5RLi4		7.50	0.60	1	0	0	1	0	1	2	2	1		8.10
9	3FTh		5.50	-2.10	-3	-3	-3	-3	-3	-3	-3	-3	-3		3.40
10	FCCoSp3		3.00	0.07	0	0	0	1	0	-1	1	0	0		3.07
11	5ALi3		7.00	0.80	0	1	1	2	0	1	2	2	1		7.80
12	PCoSp3		4.00	0.43	1	0	1	2	0	0	2	1	1		4.43
			53.48												54.59
	Program Components			Factor											
	Skating Skills			1.60	7.50	7.25	7.75	8.00	7.25	8.00	8.25	8.25	7.75		7.79
	Transitions			1.60	7.50	6.75	7.50	7.75	7.00	7.75	7.75	8.00	7.50		7.54
	Performance			1.60	7.00	6.50	7.25	7.75	6.75	7.50	7.00	7.50	6.75		7.11
	Composition			1.60	7.25	7.00	7.50	8.25	7.00	7.50	7.50	8.25	8.00		7.57
	Interpretation of the Music			1.60	7.25	6.50	7.75	8.00	7.00	7.75	7.25	7.75	7.25		7.43
	Judges Total Program Component Score (factored)														59.90

Deductions	Falls: -2.00	-2.00
-------------------	--------------	--------------

Rank	Name	Nation	Starting Number	Total Segment Score	Total Element Score	Program Score (factored)	Total Component Score (factored)	Total Deductions
16	Ekaterina ALEXANDROVSKAYA / Harley WINDSOR	AUS	1	112.44	56.61		55.83	0.00

#	Executed Elements	Info	Base Value	GOE	J1	J2	J3	J4	J5	J6	J7	J8	J9	Ref	Scores of Panel
1	3Tw4		6.60	0.50	1	1	0	0	1	0	1	1	1		7.10
2	3S		4.40	-0.40	0	-1	-1	-1	0	-1	1	-1	0		4.00
3	2T+2T+1T		3.00	-0.49	-2	-3	-2	-2	-2	-2	-3	-3	-3		2.51
4	3FTh		5.50	-0.60	-1	-1	-1	0	-1	-1	0	-1	-1		4.90
5	5RLi4		7.50	0.40	0	0	0	1	0	1	1	1	1		7.90
6	FCCoSp4		3.50	0.21	0	0	0	0	0	1	1	1	1		3.71
7	3STh		4.50	0.10	1	0	0	0	0	0	1	0	0		4.60
8	5ALi4		7.50	0.40	0	0	1	1	0	0	1	1	1		7.90
9	ChSq1		2.00	0.10	0	0	1	1	-1	0	0	0	0		2.10
10	4Li3		4.00	0.29	0	0	1	1	0	1	1	0	1		4.29
11	BoDs1		3.00	0.10	0	1	0	1	0	0	0	0	0		3.10
12	PCoSp3		4.00	0.50	0	1	1	1	1	1	1	1	2		4.50
			55.50												56.61
	Program Components			Factor											
	Skating Skills			1.60	7.00	7.25	7.25	7.25	7.00	7.25	7.50	7.25	7.25		7.21
	Transitions			1.60	6.75	6.75	7.00	6.75	7.25	6.75	7.25	6.75	6.75		6.86
	Performance			1.60	7.00	7.00	7.00	7.00	6.75	6.75	6.75	6.75	6.75		6.86
	Composition			1.60	7.25	7.00	7.25	7.25	7.00	7.25	7.25	7.00	7.00		7.14
	Interpretation of the Music			1.60	7.00	6.75	7.00	7.00	6.50	7.00	6.75	6.75	6.50		6.82
	Judges Total Program Component Score (factored)														55.83

Deductions		0.00
-------------------	--	-------------

ISU World Figure Skating Championships 2018

LADIES

Mediolanum Forum	21 Mar 2018 23 Mar 2018	Short Program Free Skating
-------------------------	----------------------------	-------------------------------

Size of Skating Area	:	30m*60m
Ice Conditions	:	very good
Number of Entries	:	37
Number of Participants	:	37

Entry Withdrawn	:	
-----------------	---	--

Short Program			
Duration	:	2:40	+ - 10 Sec.
Segment Factor	:	1.00	
Program Component Factors			
	Skating Skills		0.80
	Transitions		0.80
	Performance		0.80
	Composition		0.80
	Interpretation of the Music		0.80

Free Skating			
Duration	:	4:00	+ - 10 Sec.
Segment Factor	:	1.00	
Program Components Factors			
	Skating Skills		1.60
	Transitions		1.60
	Performance		1.60
	Composition		1.60
	Interpretation of the Music		1.60

ISU World Figure Skating Championships 2018

PANEL OF JUDGES

LADIES - SHORT PROGRAM

Officials

Technical Controller	Mr. Paolo PIZZOCARI	ISU
Technical Specialist	Mr. Sarkis TEWANIAN	ISU
Assistant Technical Specialist	Mr. Shin AMANO	ISU

Judges

Referee	Ms. Margaret WORSFOLD	ISU
Judge No.1	Mr. Matjaz KRUSEC	ISU
Judge No.2	Ms. Catherine L. TAYLOR	ISU
Judge No.3	Ms. Birgit FÖLL	ISU
Judge No.4	Ms. Ko-Man TING	ISU
Judge No.5	Ms. Anne G. SHEAN	ISU
Judge No.6	Ms. Masako KUBOTA	ISU
Judge No.7	Ms. Marketa HORKLOVA	ISU
Judge No.8	Ms. Jung-Sue LEE	ISU
Judge No.9	Mr. Allan BOEHM	ISU

Data/Replay Operator

Data Operator	Mr. Michael WALDVOGEL	ISU
Replay Operator	Mr. Matteo BALLABIO	ISU

ISU World Figure Skating Championships 2018

PANEL OF JUDGES

LADIES - FREE SKATING

Officials

Technical Controller	Mr. Paolo PIZZOCARI	ISU
Technical Specialist	Mr. Sarkis TEWANIAN	ISU
Assistant Technical Specialist	Mr. Shin AMANO	ISU

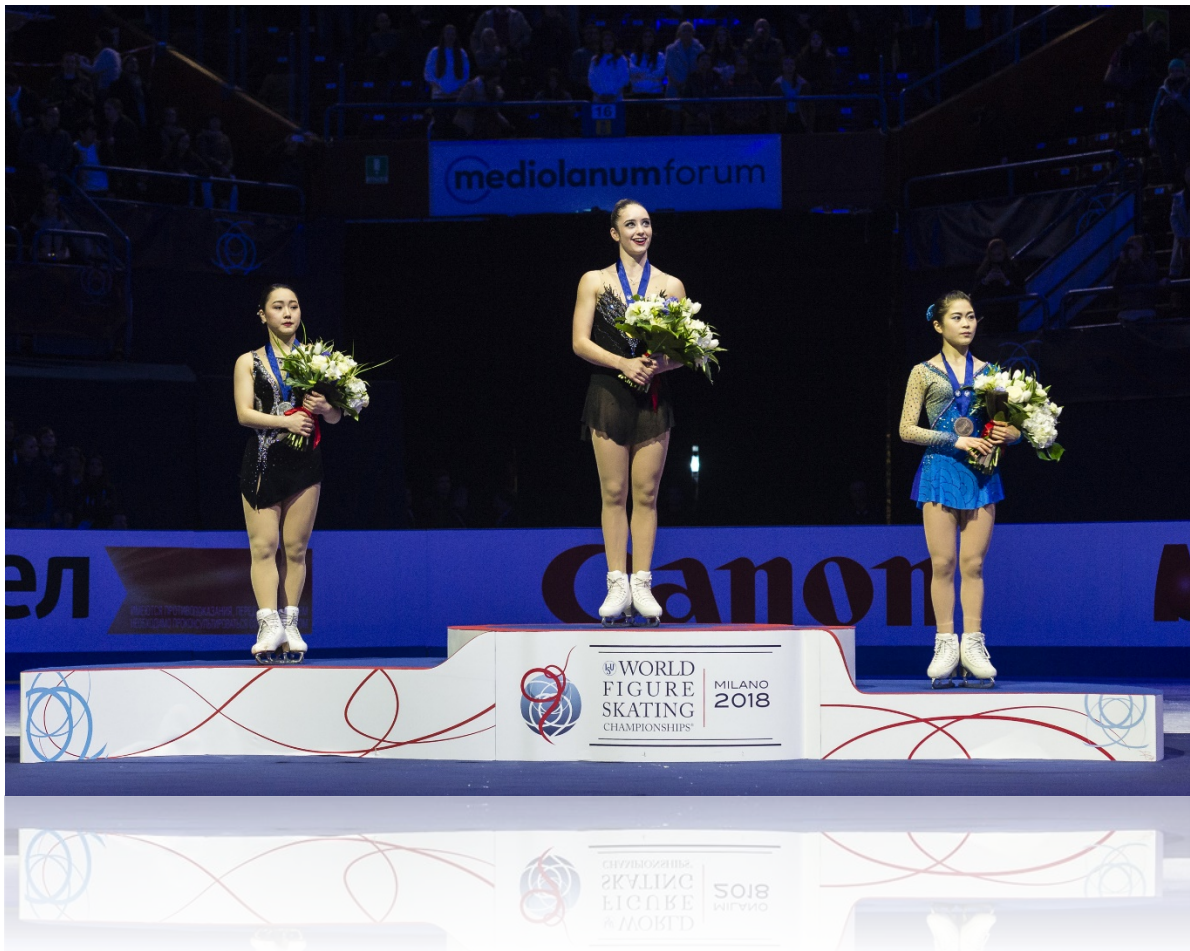
Judges

Referee	Ms. Margaret WORSFOLD	ISU
Judge No.1	Ms. Masako KUBOTA	ISU
Judge No.2	Ms. Natalia KRUGLOVA	ISU
Judge No.3	Mr. Matjaz KRUSEC	ISU
Judge No.4	Ms. Marketa HORKLOVA	ISU
Judge No.5	Ms. Francoise DE RAPPARD	ISU
Judge No.6	Ms. Pirjo ELO	ISU
Judge No.7	Ms. Lynne DEY	ISU
Judge No.8	Mr. Allan BOEHM	ISU
Judge No.9	Ms. Catherine L. TAYLOR	ISU

Data/Replay Operator

Data Operator	Mr. Michael WALDVOGEL	ISU
Replay Operator	Mr. Matteo BALLABIO	ISU

Podium Ladies



1st place
Kaetlyn OSMOND
CAN

2nd place
Wakaba HIGUCHI
JPN

3rd place
Satoko MIYAHARA
JPN


Official ISU Sponsors

ISU World Figure Skating Championships 2018

RESULTS

LADIES FINAL RESULT

Pl. Name	Nation	Total Score	SP	FS
1 Kaetlyn OSMOND	CAN	223,23	4	1
2 Wakaba HIGUCHI	JPN	210,90	8	2
3 Satoko MIYAHARA	JPN	210,08	3	3
4 Carolina KOSTNER	ITA	208,88	1	5
5 Alina ZAGITOVA	RUS	207,72	2	7
6 Bradie TENNELL	USA	199,89	7	4
7 Gabrielle DALEMAN	CAN	196,72	6	8
8 Maria SOTSKOVA	RUS	196,61	5	9
9 Loena HENDRICKX	BEL	192,31	10	6
10 Mirai NAGASU	USA	187,52	9	11
11 Elizabet TURSUNBAEVA	KAZ	186,85	11	10
12 Mariah BELL	USA	174,40	17	12
13 Nicole SCHOTT	GER	174,13	12	14
14 Laurine LECAVELIER	FRA	173,23	15	13
15 Hanul KIM	KOR	170,68	14	15
16 Viveca LINDFORS	FIN	166,23	13	16
17 Kailani CRAINE	AUS	154,41	20	18
18 Eliska BREZINOVA	CZE	153,14	18	19
19 Stanislava KONSTANTINOVA	RUS	153,03	16	20
20 Alexia PAGANINI	SUI	149,66	19	22
21 Elisabetta LECCARDI	ITA	149,17	23	17
22 Dasa GRM	SLO	144,51	22	21
23 Ivett TOTH	HUN	136,87	24	23
Withdrawn				
Dabin CHOI	KOR	55,30	21	
Final not Reached				
25 Larkyn AUSTMAN	CAN	50,17	25	
26 Xiangning LI	CHN	50,06	26	
27 Nicole RAJICOVA	SVK	49,87	27	
28 Amy LIN	TPE	49,31	28	
29 Anita ÖSTLUND	SWE	48,99	29	
30 Alisa STOMAKHINA	AUT	48,71	30	
31 Elzbieta KROPA	LTU	46,53	31	
32 Natasha MCKAY	GBR	45,89	32	
33 Anne Line GJERSEM	NOR	45,25	33	
34 Gerli LIINAMÄE	EST	45,14	34	
35 Isadora WILLIAMS	BRA	42,16	35	
36 Antonina DUBININA	SRB	41,40	36	
37 Angelina KUCHVALSKA	LAT	35,78	37	



Ms. Margaret WORSFOLD ISU

Referee



Mr. Paolo PIZZOCARI ISU

Technical Controller

ISU World Figure Skating Championships 2018

RESULTS

LADIES SHORT PROGRAM

Pl.	Name	Nation	Total Segment Score
1	Carolina KOSTNER	ITA	80.27
2	Alina ZAGITOVA	RUS	79.51
3	Satoko MIYAHARA	JPN	74.36
4	Kaetlyn OSMOND	CAN	72.73
5	Maria SOTSKOVA	RUS	71.80
6	Gabrielle DALEMAN	CAN	71.61
7	Bradie TENNELL	USA	68.76
8	Wakaba HIGUCHI	JPN	65.89
9	Mirai NAGASU	USA	65.21
10	Loena HENDRICKX	BEL	64.07
11	Elizabet TURSUNBAEVA	KAZ	62.38
12	Nicole SCHOTT	GER	61.84
13	Viveca LINDFORS	FIN	60.18
14	Hanul KIM	KOR	60.14
15	Laurine LECAVELIER	FRA	59.79
16	Stanislava KONSTANTINOVA	RUS	59.19
17	Mariah BELL	USA	59.15
18	Eliska BREZINOVA	CZE	58.37
19	Alexia PAGANINI	SUI	57.86
20	Kailani CRAINE	AUS	56.90
21	Dabin CHOI	KOR	55.30
22	Dasa GRM	SLO	52.43
23	Elisabetta LECCARDI	ITA	51.13
24	Ivett TOTH	HUN	50.63
25	Larkyn AUSTMAN	CAN	50.17
26	Xiangning LI	CHN	50.06
27	Nicole RAJICOVA	SVK	49.87
28	Amy LIN	TPE	49.31
29	Anita ÖSTLUND	SWE	48.99
30	Alisa STOMAKHINA	AUT	48.71
31	Elzbieta KROPA	LTU	46.53
32	Natasha MCKAY	GBR	45.89
33	Anne Line GJERSEM	NOR	45.25
34	Gerli LIINAMÄE	EST	45.14
35	Isadora WILLIAMS	BRA	42.16
36	Antonina DUBININA	SRB	41.40
37	Angelina KUCHVALSKA	LAT	35.78

ISU World Figure Skating Championships 2018

LADIES SHORT PROGRAM JUDGES DETAILS PER SKATER

Rank	Name	Nation	Starting Number	Total Segment Score	Total Element Score	Program Score (factored)	Component Score (factored)	Total Deductions
1	Carolina KOSTNER	ITA	33	80.27	41.30		38.97	0.00

#	Executed Elements	Info	Base Value	GOE	J1	J2	J3	J4	J5	J6	J7	J8	J9	Ref	Scores of Panel	
1	3F+3T		9.60	1.80	3	3	2	3	2	3	3	2	2		11.40	
2	3Lo		5.10	1.40	2	3	1	2	2	2	3	2	1		6.50	
3	FCSp4		3.20	0.93	3	2	1	1	2	2	2	2	2		4.13	
4	2A	x	3.63	1.14	2	3	2	2	2	3	3	2	1		4.77	
5	LSp4		2.70	1.29	3	3	2	2	3	2	3	3	2		3.99	
6	StSq4		3.90	1.90	3	3	2	2	3	3	3	3	2		5.80	
7	CCoSp4		3.50	1.21	3	3	1	2	3	2	2	3	2		4.71	
			31.63												41.30	
Program Components				Factor												
Skating Skills				0.80	9.75	10.00	9.50	9.25	9.75	9.50	9.75	9.75	9.25			9.61
Transitions				0.80	9.50	10.00	9.25	9.00	9.50	9.50	9.75	9.75	9.00			9.46
Performance				0.80	10.00	10.00	9.75	9.50	10.00	10.00	10.00	10.00	9.50			9.89
Composition				0.80	10.00	10.00	9.75	9.50	10.00	9.75	10.00	10.00	9.25			9.86
Interpretation of the Music				0.80	10.00	10.00	9.75	9.50	10.00	10.00	10.00	10.00	9.25			9.89
Judges Total Program Component Score (factored)															38.97	

Deductions	0.00
-------------------	-------------

x Credit for highlight distribution, base value multiplied by 1.1

Rank	Name	Nation	Starting Number	Total Segment Score	Total Element Score	Program Score (factored)	Component Score (factored)	Total Deductions
2	Alina ZAGITOVA	RUS	34	79.51	42.51		37.00	0.00

#	Executed Elements	Info	Base Value	GOE	J1	J2	J3	J4	J5	J6	J7	J8	J9	Ref	Scores of Panel	
1	FCSp4		3.20	1.07	2	2	2	2	3	2	3	2	2		4.27	
2	StSq4		3.90	1.70	2	3	2	3	3	2	3	2	2		5.60	
3	3Lz+3Lo	x	12.21	-0.20	0	-1	0	1	-1	-1	0	0	0		12.01	
4	3F	x	5.83	1.40	2	3	1	2	1	2	3	2	2		7.23	
5	2A	x	3.63	1.00	2	2	2	2	1	2	3	2	2		4.63	
6	LSp4		2.70	1.36	3	3	2	2	3	3	3	2	3		4.06	
7	CCoSp4		3.50	1.21	2	3	2	3	3	2	3	2	2		4.71	
			34.97												42.51	
Program Components				Factor												
Skating Skills				0.80	9.00	8.75	9.25	9.25	9.25	9.00	9.25	9.50	9.50			9.21
Transitions				0.80	8.75	9.00	9.00	9.00	9.00	8.75	9.00	9.25	9.50			9.00
Performance				0.80	8.75	9.25	9.50	9.50	9.25	9.25	9.50	9.50	9.75			9.39
Composition				0.80	8.75	9.50	9.25	9.75	9.00	9.00	9.25	9.50	9.50			9.29
Interpretation of the Music				0.80	9.00	9.50	9.25	9.75	9.25	9.25	9.25	9.50	9.50			9.36
Judges Total Program Component Score (factored)															37.00	

Deductions	0.00
-------------------	-------------

x Credit for highlight distribution, base value multiplied by 1.1

ISU World Figure Skating Championships 2018

LADIES SHORT PROGRAM JUDGES DETAILS PER SKATER

Rank	Name	Nation	Starting Number	Total Segment Score	Total Element Score	Total Program Component Score (factored)	Total Deductions
3	Satoko MIYAHARA	JPN	37	74.36	37.79	36.57	0.00

#	Executed Elements	Info	Base Value	GOE	J1	J2	J3	J4	J5	J6	J7	J8	J9	Ref	Scores of Panel	
1	3Lz+3T<	<	9.00	-0.80	0	-1	-1	-1	-2	-1	-1	-2	-1		8.20	
2	FCSp4		3.20	0.93	2	2	1	2	2	2	2	2	1		4.13	
3	CCoSp4		3.50	1.07	2	3	1	2	3	3	2	1	2		4.57	
4	3Lo	x	5.61	1.10	2	2	1	2	2	2	1	1	1		6.71	
5	StSq4		3.90	1.80	3	3	2	2	3	3	3	2	2		5.70	
6	2A	x	3.63	0.86	2	2	1	2	1	2	2	2	1		4.49	
7	LSp4		2.70	1.29	3	3	2	1	3	3	3	2	2		3.99	
			31.54												37.79	
Program Components				Factor												
Skating Skills				0.80	9.25	9.75	9.50	9.00	8.75	9.25	8.75	8.75	8.75			9.04
Transitions				0.80	9.00	9.25	9.25	8.75	9.25	9.25	8.75	9.00	8.50			9.04
Performance				0.80	9.00	9.50	9.50	9.25	9.25	9.50	9.00	8.75	9.00			9.21
Composition				0.80	8.75	9.50	9.50	9.25	9.75	9.50	9.00	8.75	8.75			9.18
Interpretation of the Music				0.80	9.25	9.50	9.50	9.25	9.50	9.75	9.00	8.75	8.75			9.25
Judges Total Program Component Score (factored)															36.57	

Deductions	0.00
-------------------	-------------

< Under-rotated jump x Credit for highlight distribution, base value multiplied by 1.1

Rank	Name	Nation	Starting Number	Total Segment Score	Total Element Score	Total Program Component Score (factored)	Total Deductions
4	Kaetlyn OSMOND	CAN	36	72.73	36.53	36.20	0.00

#	Executed Elements	Info	Base Value	GOE	J1	J2	J3	J4	J5	J6	J7	J8	J9	Ref	Scores of Panel	
1	3F+3T		9.60	1.40	2	3	2	2	0	2	2	2	2		11.00	
2	3Lz	!	6.00	-0.50	1	0	-1	-1	-1	-1	-1	-1	0		5.50	
3	FCSp4		3.20	0.93	2	2	2	1	2	1	2	2	2		4.13	
4	2A	x	3.63	-1.29	-2	-2	-2	-3	-3	-2	-3	-3	-3		2.34	
5	LSp4		2.70	0.86	2	3	1	1	2	1	2	2	2		3.56	
6	StSq4		3.90	1.60	2	3	1	2	3	3	2	2	2		5.50	
7	CCoSp4		3.50	1.00	2	3	2	2	2	2	2	2	2		4.50	
			32.53												36.53	
Program Components				Factor												
Skating Skills				0.80	9.25	9.75	9.25	9.00	8.50	9.00	9.25	9.25	9.25			9.18
Transitions				0.80	8.75	9.50	9.00	8.75	7.75	8.75	9.00	9.00	8.75			8.86
Performance				0.80	8.75	9.50	9.00	9.00	8.50	9.00	8.75	9.00	9.00			8.93
Composition				0.80	9.25	9.75	9.00	9.00	8.50	9.25	9.25	9.50	9.00			9.18
Interpretation of the Music				0.80	9.00	9.75	9.25	9.00	8.50	9.25	9.25	9.25	8.75			9.11
Judges Total Program Component Score (factored)															36.20	

Deductions	0.00
-------------------	-------------

x Credit for highlight distribution, base value multiplied by 1.1 ! Not clear edge

ISU World Figure Skating Championships 2018

LADIES SHORT PROGRAM JUDGES DETAILS PER SKATER

Rank	Name	Nation	Starting Number	Total Segment Score	Total Element Score	Total Program Component Score (factored)	Total Deductions
5	Maria SOTSKOVA	RUS	35	71.80	37.88	33.92	0.00

#	Executed Elements	Info	Base Value	GOE	J1	J2	J3	J4	J5	J6	J7	J8	J9	Ref	Scores of Panel
1	3Lz+3T		10.30	0.30	-1	1	2	0	-2	1	1	0	1		10.60
2	CCoSp4		3.50	0.79	0	2	1	1	2	2	2	1	2		4.29
3	3F		5.83	x 0.60	-1	1	0	1	2	1	1	1	1		6.43
4	2A		3.63	x 0.71	0	2	1	2	1	1	2	1	2		4.34
5	FCSp4		3.20	0.43	1	0	0	1	1	0	2	2	1		3.63
6	StSq4		3.90	1.20	1	3	1	2	2	2	2	2	1		5.10
7	LSp4		2.70	0.79	2	2	1	2	1	1	2	1	2		3.49
			33.06												37.88
	Program Components			Factor											
	Skating Skills			0.80	8.25	9.25	8.75	8.50	7.75	8.50	8.75	8.25	9.00		8.57
	Transitions			0.80	7.50	9.00	8.00	8.25	8.00	8.25	8.50	8.00	8.50		8.21
	Performance			0.80	7.75	9.00	8.50	8.50	8.25	8.50	8.75	8.25	9.00		8.54
	Composition			0.80	8.00	9.00	8.50	8.50	8.50	8.50	8.75	8.25	8.75		8.54
	Interpretation of the Music			0.80	7.75	9.00	8.50	8.25	8.50	8.75	8.50	8.50	8.75		8.54
	Judges Total Program Component Score (factored)														33.92

Deductions	0.00
-------------------	-------------

x Credit for highlight distribution, base value multiplied by 1.1

Rank	Name	Nation	Starting Number	Total Segment Score	Total Element Score	Total Program Component Score (factored)	Total Deductions
6	Gabrielle DALEMAN	CAN	26	71.61	37.35	34.26	0.00

#	Executed Elements	Info	Base Value	GOE	J1	J2	J3	J4	J5	J6	J7	J8	J9	Ref	Scores of Panel
1	3T+3T		8.60	2.10	3	3	3	3	3	3	3	3	2		10.70
2	LSp4		2.70	0.64	1	2	1	1	2	1	2	1	1		3.34
3	FCSp3		2.80	0.71	2	2	1	1	2	1	2	1	1		3.51
4	3Lz	!	6.60	x 0.20	0	2	0	-1	0	0	0	1	1		6.80
5	2A		3.63	x 0.57	1	2	1	1	0	1	2	1	1		4.20
6	StSq3		3.30	1.14	2	3	2	2	3	2	3	2	2		4.44
7	CCoSp4		3.50	0.86	2	3	2	1	2	1	2	2	1		4.36
			31.13												37.35
	Program Components			Factor											
	Skating Skills			0.80	8.25	9.00	9.00	8.50	8.75	8.50	8.50	8.50	7.75		8.57
	Transitions			0.80	8.00	9.00	8.75	8.00	8.50	8.00	8.25	8.25	7.50		8.25
	Performance			0.80	8.25	9.00	9.25	8.50	9.25	8.50	8.75	8.75	8.25		8.71
	Composition			0.80	8.25	9.00	9.00	8.50	8.75	8.50	8.50	8.75	8.25		8.61
	Interpretation of the Music			0.80	8.25	9.00	9.25	8.50	9.25	8.25	8.75	8.50	8.50		8.68
	Judges Total Program Component Score (factored)														34.26

Deductions	0.00
-------------------	-------------

x Credit for highlight distribution, base value multiplied by 1.1 ! Not clear edge

ISU World Figure Skating Championships 2018

LADIES SHORT PROGRAM JUDGES DETAILS PER SKATER

Rank	Name	Nation	Starting Number	Total Segment Score	Total Element Score	Total Program Component Score (factored)	Total Deductions
7	Bradie TENNELL	USA	20	68.76	37.53	31.23	0.00

#	Executed Elements	Info	Base Value	GOE	J1	J2	J3	J4	J5	J6	J7	J8	J9	Ref	Scores of Panel
1	3Lz+3T	!	10.30	0.00	-1	0	0	0	0	0	0	0	1		10.30
2	FCSp4		3.20	0.86	1	2	1	2	2	2	2	2	1		4.06
3	LSp4		2.70	0.79	1	3	1	1	2	2	2	1	2		3.49
4	3Lo		5.61	x 1.00	1	2	2	1	3	1	2	1	1		6.61
5	StSq3		3.30	0.64	1	3	1	1	2	1	2	1	1		3.94
6	2A		3.63	x 0.93	1	3	2	2	2	3	2	1	1		4.56
7	CCoSp4		3.50	1.07	2	3	2	2	3	2	2	2	2		4.57
			32.24												37.53
Program Components				Factor											
Skating Skills				0.80	7.50	8.75	8.50	7.25	8.25	7.75	7.50	7.50	7.75		7.82
Transitions				0.80	7.00	9.00	7.75	6.75	8.00	7.50	7.25	7.25	7.25		7.43
Performance				0.80	7.75	9.25	8.50	7.25	9.00	8.25	7.75	7.75	7.75		8.11
Composition				0.80	7.50	9.00	8.25	7.25	8.50	7.75	7.75	7.50	7.25		7.79
Interpretation of the Music				0.80	7.50	9.00	8.25	7.25	8.75	8.00	7.75	7.50	7.50		7.89
Judges Total Program Component Score (factored)															31.23

Deductions	0.00
-------------------	-------------

x Credit for highlight distribution, base value multiplied by 1.1 ! Not clear edge

Rank	Name	Nation	Starting Number	Total Segment Score	Total Element Score	Total Program Component Score (factored)	Total Deductions
8	Wakaba HIGUCHI	JPN	32	65.89	34.69	32.20	1.00

#	Executed Elements	Info	Base Value	GOE	J1	J2	J3	J4	J5	J6	J7	J8	J9	Ref	Scores of Panel
1	2A		3.30	1.00	2	2	2	2	2	2	2	2	1		4.30
2	FCSp4		3.20	0.50	1	1	1	1	1	1	2	1	1		3.70
3	CCoSp4		3.50	0.71	2	2	1	1	2	1	2	1	1		4.21
4	3Lz+3T		11.33	x -2.10	-3	-3	-3	-3	-3	-3	-2	-3	-3		9.23
5	3F	!	5.83	x -0.30	0	1	0	-1	0	0	-1	-1	-1		5.53
6	StSq3		3.30	0.79	1	3	1	1	2	2	2	1	2		4.09
7	LSp4		2.70	0.93	2	3	2	2	1	1	3	1	2		3.63
			33.16												34.69
Program Components				Factor											
Skating Skills				0.80	8.00	9.25	9.00	7.75	7.75	8.25	8.25	8.00	8.00		8.18
Transitions				0.80	7.50	9.00	8.50	7.50	7.50	8.00	8.00	7.00	7.75		7.82
Performance				0.80	7.75	9.00	8.75	7.75	7.75	8.25	8.00	7.50	8.00		8.04
Composition				0.80	7.50	9.25	8.50	7.75	7.50	8.50	8.25	7.50	8.00		8.00
Interpretation of the Music				0.80	7.75	9.50	8.75	7.75	8.50	8.50	8.25	7.00	8.00		8.21
Judges Total Program Component Score (factored)															32.20

Deductions	Falls: -1.00(1)	-1.00
-------------------	-----------------	--------------

x Credit for highlight distribution, base value multiplied by 1.1 ! Not clear edge

ISU World Figure Skating Championships 2018

LADIES SHORT PROGRAM JUDGES DETAILS PER SKATER

Rank	Name	Nation	Starting Number	Total Segment Score	Total Element Score	Total Program Component Score (factored)	Total Deductions
9	Mirai NAGASU	USA	30	65.21	32.76	32.45	0.00

#	Executed Elements	Info	Base Value	GOE	J1	J2	J3	J4	J5	J6	J7	J8	J9	Ref	Scores of Panel
1	2A		3.30	0.93	1	3	2	2	2	0	2	1	3		4.23
2	3F+3T<<	<<	6.60	-1.30	-2	-2	-1	-2	-2	-1	-2	-2	-2		5.30
3	FCSp4		3.20	0.50	1	1	0	0	1	2	1	2	1		3.70
4	3Lo	x	5.61	1.20	1	2	1	2	2	2	2	2	1		6.81
5	CCoSp4		3.50	1.00	1	2	1	2	3	2	3	2	2		4.50
6	StSq3		3.30	0.93	1	3	1	2	3	2	2	2	1		4.23
7	LSp4		2.70	1.29	2	3	2	2	3	3	3	2	3		3.99
			28.21												32.76
Program Components			Factor												
Skating Skills			0.80		8.25	8.75	8.75	8.25	8.50	8.25	7.50	8.00	8.25		8.32
Transitions			0.80		6.75	8.00	7.75	7.50	8.25	8.00	7.00	7.75	7.50		7.64
Performance			0.80		7.50	8.50	8.50	8.25	8.50	8.50	7.75	8.25	8.25		8.29
Composition			0.80		7.00	9.00	8.50	8.00	8.50	8.25	7.75	8.25	7.75		8.14
Interpretation of the Music			0.80		7.25	8.75	8.50	8.25	9.25	8.50	7.50	8.00	7.75		8.18
Judges Total Program Component Score (factored)															32.45

Deductions	0.00
-------------------	-------------

<< Downgraded jump x Credit for highlight distribution, base value multiplied by 1.1

Rank	Name	Nation	Starting Number	Total Segment Score	Total Element Score	Total Program Component Score (factored)	Total Deductions
10	Loena HENDRICKX	BEL	23	64.07	35.41	28.66	0.00

#	Executed Elements	Info	Base Value	GOE	J1	J2	J3	J4	J5	J6	J7	J8	J9	Ref	Scores of Panel
1	3Lz+3T	!	10.30	-1.10	-1	-2	-2	-1	-1	-2	-2	-1	-2		9.20
2	FSSp4		3.00	0.07	1	-1	0	0	2	0	0	0	0		3.07
3	CCoSp4		3.50	0.57	2	2	1	1	1	0	1	1	1		4.07
4	2A	x	3.63	0.50	1	2	0	1	1	1	1	1	1		4.13
5	3F	x	5.83	0.30	1	1	0	0	1	0	1	0	0		6.13
6	StSq4		3.90	1.00	2	3	1	1	2	1	2	1	1		4.90
7	LSp4		2.70	1.21	3	3	2	2	3	2	2	2	3		3.91
			32.86												35.41
Program Components			Factor												
Skating Skills			0.80		7.25	7.50	7.50	6.75	7.75	6.75	6.50	7.00	7.25		7.14
Transitions			0.80		7.00	7.75	6.75	6.50	7.50	6.50	6.50	6.75	6.75		6.82
Performance			0.80		7.75	8.25	7.25	7.00	8.25	7.25	7.00	7.00	7.50		7.43
Composition			0.80		7.00	8.00	7.00	7.00	7.75	6.75	6.75	7.00	7.00		7.07
Interpretation of the Music			0.80		7.50	8.00	7.25	7.25	8.25	7.00	7.00	7.25	7.25		7.36
Judges Total Program Component Score (factored)															28.66

Deductions	0.00
-------------------	-------------

x Credit for highlight distribution, base value multiplied by 1.1 ! Not clear edge

ISU World Figure Skating Championships 2018

LADIES SHORT PROGRAM JUDGES DETAILS PER SKATER

Rank	Name	Nation	Starting Number	Total Segment Score	Total Element Score	Program Score (factored)	Component Score (factored)	Total Deductions
11	Elizabet TURSYNBAEVA	KAZ	29	62.38	32.24		30.14	0.00

#	Executed Elements	Info	Base Value	GOE	J1	J2	J3	J4	J5	J6	J7	J8	J9	Ref	Scores of Panel
1	3S+3T		8.70	1.20	2	1	2	2	2	2	2	1	1		9.90
2	CCoSp4		3.50	0.79	1	2	1	1	2	1	2	2	2		4.29
3	3F<	<	4.07	x -1.20	-1	-3	-2	-1	-2	-2	-2	-1	-2		2.87
4	2A	x	3.63	0.79	1	2	2	1	2	2	2	1	1		4.42
5	FCSp4		3.20	0.21	1	0	0	0	1	0	1	0	1		3.41
6	LSp4		2.70	0.64	2	2	1	1	0	1	2	1	1		3.34
7	StSq3		3.30	0.71	2	3	1	1	2	1	2	1	1		4.01
			29.10												32.24
Program Components			Factor												
Skating Skills			0.80		8.00	7.50	8.25	7.25	7.50	7.50	7.50	7.25	7.50		7.54
Transitions			0.80		8.00	7.75	7.50	7.00	6.75	7.25	7.25	7.00	7.00		7.25
Performance			0.80		8.00	8.25	8.25	7.25	6.75	7.50	7.50	7.50	7.50		7.64
Composition			0.80		8.00	8.50	8.00	7.50	6.50	7.50	7.50	7.50	7.50		7.64
Interpretation of the Music			0.80		8.25	8.75	8.00	7.25	6.50	7.25	7.75	7.25	7.50		7.61
Judges Total Program Component Score (factored)															30.14

Deductions	0.00
-------------------	-------------

< Under-rotated jump x Credit for highlight distribution, base value multiplied by 1.1

Rank	Name	Nation	Starting Number	Total Segment Score	Total Element Score	Program Score (factored)	Component Score (factored)	Total Deductions
12	Nicole SCHOTT	GER	22	61.84	33.41		28.43	0.00

#	Executed Elements	Info	Base Value	GOE	J1	J2	J3	J4	J5	J6	J7	J8	J9	Ref	Scores of Panel
1	3F		5.30	0.30	1	1	0	0	1	0	-1	1	0		5.60
2	3T+3T		8.60	-0.10	0	-1	-1	0	0	0	0	0	0		8.50
3	FCSp4		3.20	0.43	1	0	1	1	1	0	2	1	1		3.63
4	CCoSp4		3.50	0.36	1	2	0	0	0	1	1	1	1		3.86
5	StSq4		3.90	0.80	1	2	1	1	0	1	2	1	1		4.70
6	2A	x	3.63	0.43	1	1	1	1	0	0	1	1	1		4.06
7	LSp4		2.70	0.36	1	1	1	0	0	0	2	1	1		3.06
			30.83												33.41
Program Components			Factor												
Skating Skills			0.80		7.00	7.75	7.75	7.25	6.75	6.75	6.75	7.00	6.75		7.04
Transitions			0.80		7.00	7.75	7.50	7.00	6.50	6.50	6.75	6.75	6.50		6.86
Performance			0.80		6.75	8.00	7.75	7.25	7.25	7.25	7.25	7.00	7.00		7.25
Composition			0.80		7.25	7.50	7.50	7.25	6.75	7.00	7.25	7.25	6.75		7.18
Interpretation of the Music			0.80		6.75	7.75	7.75	7.50	7.00	7.25	7.00	7.00	7.00		7.21
Judges Total Program Component Score (factored)															28.43

Deductions	0.00
-------------------	-------------

x Credit for highlight distribution, base value multiplied by 1.1

ISU World Figure Skating Championships 2018

LADIES SHORT PROGRAM JUDGES DETAILS PER SKATER

Rank	Name	Nation	Starting Number	Total Segment Score	Total Element Score	Total Program Component Score (factored)	Total Deductions
13	Viveca LINDFORS	FIN	6	60.18	34.61	25.57	0.00

#	Executed Elements	Info	Base Value	GOE	J1	J2	J3	J4	J5	J6	J7	J8	J9	Ref	Scores of Panel
1	3T+3T		8.60	0.80	0	1	2	1	2	1	1	1	1		9.40
2	FCSp4		3.20	0.29	1	0	0	0	1	0	1	1	1		3.49
3	StSq3		3.30	0.50	1	1	1	0	2	1	2	1	0		3.80
4	3Lz		6.60	x 0.20	0	2	-1	1	1	0	0	0	0		6.80
5	2A		3.63	x 0.29	0	2	1	1	1	0	1	0	0		3.92
6	CCoSp4		3.50	0.36	1	0	0	0	2	1	1	1	1		3.86
7	LSp4		2.70	0.64	1	1	1	0	2	1	2	1	2		3.34
			31.53												34.61
	Program Components			Factor											
	Skating Skills			0.80	6.50	6.75	6.75	5.75	6.75	6.50	6.50	6.50	5.75		6.46
	Transitions			0.80	6.00	6.25	6.50	5.25	7.00	6.25	6.50	6.25	5.25		6.14
	Performance			0.80	6.25	6.50	6.75	5.75	7.50	6.50	6.75	6.50	6.25		6.50
	Composition			0.80	6.25	6.50	6.50	5.50	7.00	6.25	6.75	6.50	5.75		6.36
	Interpretation of the Music			0.80	6.25	6.75	6.75	5.75	7.75	6.50	6.75	6.50	6.00		6.50
	Judges Total Program Component Score (factored)														25.57

Deductions	0.00
-------------------	-------------

x Credit for highlight distribution, base value multiplied by 1.1

Rank	Name	Nation	Starting Number	Total Segment Score	Total Element Score	Total Program Component Score (factored)	Total Deductions
14	Hanul KIM	KOR	2	60.14	35.62	24.52	0.00

#	Executed Elements	Info	Base Value	GOE	J1	J2	J3	J4	J5	J6	J7	J8	J9	Ref	Scores of Panel
1	3Lz+3T		10.30	0.80	0	2	1	1	2	0	2	1	1		11.10
2	CCoSp4		3.50	0.29	0	1	0	0	1	1	1	1	0		3.79
3	FSSp4		3.00	0.29	1	0	0	1	1	0	1	1	0		3.29
4	3Lo		5.61	x 0.20	0	0	0	1	0	0	2	1	0		5.81
5	2A		3.63	x 0.57	1	1	1	1	2	1	2	1	1		4.20
6	StSq3		3.30	0.29	0	2	0	1	1	0	1	1	0		3.59
7	LSp4		2.70	1.14	2	3	2	2	3	1	3	2	2		3.84
			32.04												35.62
	Program Components			Factor											
	Skating Skills			0.80	6.25	6.50	6.25	6.25	6.75	6.00	6.50	7.00	5.50		6.36
	Transitions			0.80	5.50	6.25	5.25	6.25	5.75	5.50	6.25	6.75	5.00		5.82
	Performance			0.80	6.00	6.00	5.50	6.00	7.25	6.25	6.75	7.25	5.75		6.29
	Composition			0.80	5.75	6.25	5.75	6.00	6.50	6.00	6.75	7.25	5.50		6.14
	Interpretation of the Music			0.80	5.50	6.00	5.75	6.00	6.00	6.25	6.75	7.00	5.25		6.04
	Judges Total Program Component Score (factored)														24.52

Deductions	0.00
-------------------	-------------

x Credit for highlight distribution, base value multiplied by 1.1

ISU World Figure Skating Championships 2018

LADIES SHORT PROGRAM JUDGES DETAILS PER SKATER

Rank	Name	Nation	Starting Number	Total Segment Score	Total Element Score	Total Program Component Score (factored)		Total Deductions
15	Laurine LECAVELIER	FRA	21	59.79	31.52	28.27		0.00

#	Executed Elements	Info	Base Value	GOE	J1	J2	J3	J4	J5	J6	J7	J8	J9	Ref	Scores of Panel
1	3T+3T<	<	7.30	-0.70	-1	-1	-1	-1	-1	-1	-1	-1	0		6.60
2	CCoSp4		3.50	0.29	1	1	0	0	0	1	1	0	1		3.79
3	StSq3		3.30	0.50	1	1	1	1	2	1	1	1	1		3.80
4	3Lz		6.60	x 0.40	1	1	0	1	1	0	1	0	0		7.00
5	2A		3.63	x 0.57	1	1	1	2	1	1	2	1	1		4.20
6	FCSp3		2.80	0.43	1	1	0	1	2	0	1	1	1		3.23
7	LSp3		2.40	0.50	1	2	0	1	1	0	2	1	1		2.90
			29.53												31.52
Program Components			Factor												
Skating Skills			0.80		7.50	7.00	7.50	7.50	7.50	6.50	6.50	6.50	7.00		7.07
Transitions			0.80		7.00	7.25	7.00	7.00	7.50	6.25	6.75	6.50	6.50		6.86
Performance			0.80		7.50	7.00	7.25	7.75	8.00	6.75	7.00	6.75	7.25		7.21
Composition			0.80		7.25	7.00	7.00	7.75	8.00	6.75	7.00	6.75	6.75		7.07
Interpretation of the Music			0.80		7.50	7.00	7.25	7.50	8.00	6.75	7.00	6.50	6.75		7.11
Judges Total Program Component Score (factored)															28.27

Deductions	0.00
-------------------	-------------

< Under-rotated jump x Credit for highlight distribution, base value multiplied by 1.1

Rank	Name	Nation	Starting Number	Total Segment Score	Total Element Score	Total Program Component Score (factored)		Total Deductions
16	Stanislava KONSTANTINOVA	RUS	24	59.19	29.19	31.00		1.00

#	Executed Elements	Info	Base Value	GOE	J1	J2	J3	J4	J5	J6	J7	J8	J9	Ref	Scores of Panel
1	2A		3.30	0.57	1	2	1	1	1	1	2	1	1		3.87
2	FCSp4		3.20	0.71	1	1	1	1	2	2	1	2	2		3.91
3	StSq3		3.30	0.93	1	2	2	1	2	2	2	2	2		4.23
4	3Lz<+3T<	<	7.92	x -2.10	-3	-3	-3	-3	-3	-3	-3	-3	-3		5.82
5	3F<	<	4.07	x -0.70	-1	-1	0	-1	-2	-1	-1	-1	-1		3.37
6	CCoSp4		3.50	0.79	2	2	1	1	2	0	2	1	2		4.29
7	LSp4		2.70	1.00	2	2	2	2	2	1	2	2	2		3.70
			27.99												29.19
Program Components			Factor												
Skating Skills			0.80		7.25	8.50	8.50	7.50	8.25	8.00	7.25	7.50	7.75		7.82
Transitions			0.80		6.25	8.25	7.75	7.25	7.50	7.75	7.00	7.25	7.50		7.43
Performance			0.80		7.00	8.25	8.50	7.75	7.75	8.00	7.25	7.50	8.00		7.79
Composition			0.80		6.75	8.00	8.25	7.75	8.00	8.00	7.50	7.75	7.75		7.82
Interpretation of the Music			0.80		6.50	8.25	8.25	7.75	8.25	8.25	7.25	7.50	8.00		7.89
Judges Total Program Component Score (factored)															31.00

Deductions	Falls: -1.00(1)	-1.00
-------------------	-----------------	--------------

< Under-rotated jump x Credit for highlight distribution, base value multiplied by 1.1

ISU World Figure Skating Championships 2018

LADIES SHORT PROGRAM JUDGES DETAILS PER SKATER

Rank	Name	Nation	Starting Number	Total Segment Score	Total Element Score	Total Program Component Score (factored)	Total Deductions
17	Mariah BELL	USA	31	59.15	28.61	30.54	0.00

#	Executed Elements	Info	Base Value	GOE	J1	J2	J3	J4	J5	J6	J7	J8	J9	Ref	Scores of Panel
1	3Lz+1T<<*	!	6.00	-2.10	-3	-3	-3	-3	-3	-3	-3	-3	-3		3.90
2	LSp4		2.70	0.86	2	2	2	1	1	1	3	2	2		3.56
3	FSSp3		2.60	0.71	2	1	1	1	2	0	2	2	1		3.31
4	3F		5.83	x 0.00	0	0	0	0	0	-1	1	0	0		5.83
5	2A		3.63	x 0.50	1	1	1	1	1	1	2	1	1		4.13
6	StSq3		3.30	0.79	1	2	1	0	2	2	2	1	2		4.09
7	CCoSp3		3.00	0.79	2	1	1	-1	2	2	2	1	2		3.79
			27.06												28.61
Program Components				Factor											
	Skating Skills			0.80	7.75	6.75	8.50	7.25	7.00	8.25	7.25	7.25	7.75		7.50
	Transitions			0.80	7.25	7.00	8.25	7.00	7.00	8.00	7.50	7.50	7.75		7.43
	Performance			0.80	7.75	7.50	8.25	7.00	7.25	8.25	7.75	7.25	8.00		7.68
	Composition			0.80	8.00	7.25	8.25	7.00	7.50	8.25	7.75	7.75	7.75		7.75
	Interpretation of the Music			0.80	7.75	7.25	8.50	7.00	8.00	8.50	7.75	7.50	8.00		7.82
Judges Total Program Component Score (factored)															30.54

Deductions	0.00
-------------------	-------------

<< Downgraded jump * Invalid element x Credit for highlight distribution, base value multiplied by 1.1 ! Not clear edge

Rank	Name	Nation	Starting Number	Total Segment Score	Total Element Score	Total Program Component Score (factored)	Total Deductions
18	Eliska BREZINOVA	CZE	17	58.37	32.55	25.82	0.00

#	Executed Elements	Info	Base Value	GOE	J1	J2	J3	J4	J5	J6	J7	J8	J9	Ref	Scores of Panel
1	3T+3T		8.60	0.70	1	1	0	1	1	1	1	1	1		9.30
2	3Lz		6.00	-0.40	-1	1	0	-1	-1	0	-1	0	-1		5.60
3	FCSp4		3.20	0.43	1	0	1	0	1	1	1	1	1		3.63
4	2A		3.30	0.57	1	2	1	2	1	1	1	1	1		3.87
5	CCoSp3V		2.50	0.36	1	1	1	0	0	0	1	1	1		2.86
6	StSq4		3.90	0.40	0	1	1	1	1	0	0	0	1		4.30
7	LSp4		2.70	0.29	0	1	1	0	0	0	1	1	1		2.99
			30.20												32.55
Program Components				Factor											
	Skating Skills			0.80	6.25	7.50	7.50	6.75	6.50	6.75	6.00	6.50	6.50		6.68
	Transitions			0.80	5.50	7.00	6.75	6.25	5.75	6.25	5.50	6.25	5.75		6.07
	Performance			0.80	6.50	7.25	7.25	6.75	7.00	6.50	6.00	6.50	6.50		6.71
	Composition			0.80	6.00	7.00	7.00	6.75	6.25	6.50	5.75	6.25	6.00		6.39
	Interpretation of the Music			0.80	6.00	7.25	7.25	6.75	6.50	6.25	5.75	6.00	6.25		6.43
Judges Total Program Component Score (factored)															25.82

Deductions	0.00
-------------------	-------------

ISU World Figure Skating Championships 2018

LADIES SHORT PROGRAM JUDGES DETAILS PER SKATER

Rank	Name	Nation	Starting Number	Total Segment Score	Total Element Score	Total Program Component Score (factored)	Total Deductions
19	Alexia PAGANINI	SUI	18	57.86	31.35	26.51	0.00

#	Executed Elements	Info	Base Value	GOE	J1	J2	J3	J4	J5	J6	J7	J8	J9	Ref	Scores of Panel
1	3T+3T		8.60	0.50	0	0	1	1	1	1	1	0	1		9.10
2	3Lo		5.10	0.70	1	1	1	0	2	2	1	0	1		5.80
3	FCSp4		3.20	0.36	1	0	1	0	1	0	1	1	1		3.56
4	2A		3.63	x 0.36	0	1	1	1	1	2	1	0	0		3.99
5	LSp4		2.70	0.57	1	2	2	1	1	1	1	1	1		3.27
6	StSq2		2.60	0.50	1	2	1	0	1	1	1	1	1		3.10
7	CCoSp3V		2.50	0.03	0	-1	0	0	-1	0	0	1	1		2.53
			28.33												31.35
Program Components				Factor											
	Skating Skills			0.80	6.50	6.50	7.75	6.50	6.75	6.75	6.25	6.25	6.25		6.50
	Transitions			0.80	6.25	6.75	7.50	6.25	7.25	6.50	6.00	6.50	5.75		6.50
	Performance			0.80	6.75	7.25	7.75	6.50	7.00	7.00	6.50	6.50	6.25		6.79
	Composition			0.80	6.25	7.00	7.50	6.50	7.25	6.75	6.50	6.50	6.00		6.68
	Interpretation of the Music			0.80	6.50	7.00	7.75	6.50	6.75	7.00	6.50	6.50	6.25		6.68
Judges Total Program Component Score (factored)															26.51

Deductions	0.00
-------------------	-------------

x Credit for highlight distribution, base value multiplied by 1.1

Rank	Name	Nation	Starting Number	Total Segment Score	Total Element Score	Total Program Component Score (factored)	Total Deductions
20	Kailani CRAINE	AUS	16	56.90	30.41	26.49	0.00

#	Executed Elements	Info	Base Value	GOE	J1	J2	J3	J4	J5	J6	J7	J8	J9	Ref	Scores of Panel
1	3F		5.30	0.00	-1	1	0	0	1	0	-2	0	0		5.30
2	CCoSp4		3.50	0.36	1	1	0	0	1	0	1	1	1		3.86
3	StSq3		3.30	0.57	1	2	1	1	2	1	1	0	1		3.87
4	3Lo+2T		7.04	x 0.00	0	0	0	0	1	0	0	0	0		7.04
5	2A		3.63	x 0.29	0	1	0	1	0	1	1	0	1		3.92
6	FSSp4		3.00	0.36	1	1	1	0	1	0	1	0	1		3.36
7	LSp4		2.70	0.36	1	1	0	0	1	0	1	1	2		3.06
			28.47												30.41
Program Components				Factor											
	Skating Skills			0.80	6.50	6.75	7.25	6.50	6.25	6.75	6.50	6.00	6.00		6.46
	Transitions			0.80	5.75	7.00	6.75	6.00	6.75	6.50	6.50	5.75	5.75		6.29
	Performance			0.80	6.50	7.50	7.50	6.50	7.25	7.00	6.75	6.25	6.25		6.82
	Composition			0.80	6.25	7.25	7.00	6.50	7.00	7.25	6.75	6.25	6.00		6.71
	Interpretation of the Music			0.80	6.25	7.25	7.50	6.50	7.25	7.25	7.00	6.25	6.25		6.82
Judges Total Program Component Score (factored)															26.49

Deductions	0.00
-------------------	-------------

x Credit for highlight distribution, base value multiplied by 1.1

ISU World Figure Skating Championships 2018

LADIES SHORT PROGRAM JUDGES DETAILS PER SKATER

Rank	Name	Nation	Starting Number	Total Segment Score	Total Element Score	Program Score (factored)	Component Score (factored)	Total Deductions
21	Dabin CHOI	KOR	28	55.30	26.97		28.33	0.00

#	Executed Elements	Info	Base Value	GOE	J1	J2	J3	J4	J5	J6	J7	J8	J9	Ref	Scores of Panel
1	3Lz<+3T<	<	7.20	-1.20	-3	-2	-1	-2	-1	-2	-2	-2	-1		6.00
2	CCoSp4		3.50	0.29	1	0	0	1	1	0	1	1	0		3.79
3	FCSp3		2.80	0.21	0	-1	1	0	0	1	1	1	0		3.01
4	3F<	<	4.07	x -1.10	-2	-1	-1	-1	-2	-2	-2	-1	-2		2.97
5	2A		3.63	x 0.21	-1	1	0	0	-1	1	1	1	1		3.84
6	StSq3		3.30	0.57	1	1	1	1	1	1	2	2	1		3.87
7	LSp4		2.70	0.79	2	1	1	1	2	1	2	2	2		3.49
			27.20												26.97
	Program Components			Factor											
	Skating Skills			0.80	6.50	6.75	7.75	7.00	6.50	7.25	7.25	7.75	7.25		7.11
	Transitions			0.80	6.25	6.25	7.25	6.75	7.25	7.00	7.00	7.50	6.75		6.89
	Performance			0.80	6.25	6.25	7.25	7.25	7.00	7.50	7.50	7.75	7.25		7.14
	Composition			0.80	6.25	6.00	7.50	7.25	7.25	7.25	7.25	7.75	7.25		7.14
	Interpretation of the Music			0.80	6.00	5.75	7.50	7.25	7.50	7.50	7.25	7.50	7.00		7.14
	Judges Total Program Component Score (factored)														28.33

Deductions	0.00
-------------------	-------------

< Under-rotated jump x Credit for highlight distribution, base value multiplied by 1.1

Rank	Name	Nation	Starting Number	Total Segment Score	Total Element Score	Program Score (factored)	Component Score (factored)	Total Deductions
22	Dasa GRM	SLO	1	52.43	28.65		23.78	0.00

#	Executed Elements	Info	Base Value	GOE	J1	J2	J3	J4	J5	J6	J7	J8	J9	Ref	Scores of Panel
1	3F		5.30	0.50	1	1	0	1	-1	1	1	0	1		5.80
2	3T+2T		5.60	0.10	1	0	0	1	0	0	0	0	0		5.70
3	CSp4		2.60	0.50	1	1	0	1	1	1	1	1	1		3.10
4	2A		3.63	x -0.07	0	-1	0	0	-1	0	0	0	0		3.56
5	FSSp4		3.00	0.43	1	1	0	0	2	1	1	1	1		3.43
6	StSq3		3.30	0.43	1	1	0	1	1	1	1	0	1		3.73
7	CCoSp4		3.50	-0.17	0	0	-1	-2	-1	-1	0	-1	0		3.33
			26.93												28.65
	Program Components			Factor											
	Skating Skills			0.80	6.00	5.25	6.00	6.50	6.00	6.25	5.25	6.25	6.00		5.96
	Transitions			0.80	5.75	5.00	5.75	6.00	5.50	5.25	5.50	6.00	5.50		5.61
	Performance			0.80	6.00	5.50	6.25	6.50	6.25	6.50	5.75	6.00	6.00		6.11
	Composition			0.80	5.75	5.50	6.00	6.25	6.00	6.25	5.50	6.25	5.75		5.93
	Interpretation of the Music			0.80	6.00	5.75	6.25	6.50	6.50	6.25	5.75	6.00	6.00		6.11
	Judges Total Program Component Score (factored)														23.78

Deductions	0.00
-------------------	-------------

x Credit for highlight distribution, base value multiplied by 1.1

ISU World Figure Skating Championships 2018

LADIES SHORT PROGRAM JUDGES DETAILS PER SKATER

Rank	Name	Nation	Starting Number	Total Segment Score	Total Element Score	Program Score (factored)	Component Score (factored)	Total Deductions
23	Elisabetta LECCARDI	ITA	5	51.13	28.53		22.60	0.00

#	Executed Elements	Info	Base Value	GOE	J1	J2	J3	J4	J5	J6	J7	J8	J9	Ref	Scores of Panel
1	3F		5.30	-0.30	0	0	-1	0	-1	-2	0	0	-1		5.00
2	StSq4		3.90	0.40	0	2	-1	1	1	0	2	0	0		4.30
3	3S+3T<	<	8.14	x -2.00	-3	-3	-2	-3	-3	-3	-3	-3	-2		6.14
4	FSSp3		2.60	-0.13	0	0	-1	0	-1	-1	0	-1	0		2.47
5	2A		3.63	x 0.00	0	0	0	0	0	0	0	0	0		3.63
6	LSp4		2.70	0.50	1	1	0	0	1	1	2	1	2		3.20
7	CCoSp4		3.50	0.29	0	1	-1	0	1	0	1	1	1		3.79
			29.77												28.53
Program Components				Factor											
	Skating Skills			0.80	5.75	4.75	5.75	5.50	5.75	5.75	5.25	6.00	5.50		5.61
	Transitions			0.80	5.50	4.50	5.50	5.50	6.25	5.50	5.00	5.75	5.50		5.46
	Performance			0.80	5.50	5.25	5.75	6.00	5.75	5.50	5.50	6.00	6.00		5.71
	Composition			0.80	5.75	5.25	5.50	6.00	6.00	5.50	5.50	6.00	5.50		5.68
	Interpretation of the Music			0.80	6.00	5.25	5.50	5.75	6.25	5.75	5.75	5.75	6.00		5.79
Judges Total Program Component Score (factored)															22.60

Deductions	0.00
-------------------	-------------

< Under-rotated jump x Credit for highlight distribution, base value multiplied by 1.1

Rank	Name	Nation	Starting Number	Total Segment Score	Total Element Score	Program Score (factored)	Component Score (factored)	Total Deductions
24	Ivett TOTH	HUN	25	50.63	23.71		26.92	0.00

#	Executed Elements	Info	Base Value	GOE	J1	J2	J3	J4	J5	J6	J7	J8	J9	Ref	Scores of Panel
1	3T+3T<	<	7.30	-1.30	-2	-2	-2	-2	-2	-2	-2	-1	-1		6.00
2	3Lz<<	<<	2.10	-0.69	-3	-2	-3	-2	-2	-2	-3	-2	-2		1.41
3	CCoSp4		3.50	0.29	0	1	1	0	0	0	1	1	1		3.79
4	FCSp3		2.80	0.29	1	0	0	0	1	1	1	0	1		3.09
5	StSq3		3.30	0.29	0	2	0	0	0	1	1	1	1		3.59
6	2A		3.63	x -1.21	-2	-2	-2	-2	-3	-2	-3	-3	-3		2.42
7	LSp4		2.70	0.71	1	2	1	1	1	0	2	2	2		3.41
			25.33												23.71
Program Components				Factor											
	Skating Skills			0.80	6.25	7.50	6.75	6.50	6.50	7.25	6.50	6.75	6.75		6.71
	Transitions			0.80	6.00	7.75	6.75	6.00	6.50	7.00	6.00	6.25	6.75		6.46
	Performance			0.80	6.00	7.50	7.25	6.50	6.75	7.25	6.00	6.50	7.25		6.79
	Composition			0.80	5.75	8.00	7.00	6.50	6.75	7.50	6.25	6.75	7.00		6.82
	Interpretation of the Music			0.80	6.00	7.75	7.25	6.50	7.25	7.25	6.00	6.75	7.00		6.86
Judges Total Program Component Score (factored)															26.92

Deductions	0.00
-------------------	-------------

< Under-rotated jump << Downgraded jump x Credit for highlight distribution, base value multiplied by 1.1

ISU World Figure Skating Championships 2018

LADIES SHORT PROGRAM JUDGES DETAILS PER SKATER

Rank	Name	Nation	Starting Number	Total Segment Score	Total Element Score	Total Program Component Score (factored)	Total Deductions
25	Larkyn AUSTMAN	CAN	9	50.17	25.81	25.36	1.00

#	Executed Elements	Info	Base Value	GOE	J1	J2	J3	J4	J5	J6	J7	J8	J9	Ref	Scores of Panel
1	3Lo+2T		6.40	0.60	0	1	1	1	2	1	1	0	1		7.00
2	3F		5.30	-2.10	-3	-3	-3	-3	-3	-3	-3	-3	-3		3.20
3	FSSp4		3.00	-0.04	0	-2	-1	0	0	0	0	0	0		2.96
4	LSp3		2.40	0.03	0	0	-1	-1	0	0	1	0	1		2.43
5	2A	x	3.63	0.57	1	1	1	2	1	1	2	0	1		4.20
6	StSq2		2.60	0.43	0	2	0	0	1	1	2	1	1		3.03
7	CCoSp3		3.00	-0.01	0	1	-1	-1	-1	1	0	0	0		2.99
			26.33												25.81
	Program Components			Factor											
	Skating Skills			0.80	6.25	5.75	6.75	6.50	6.75	6.75	6.50	6.25	5.75		6.39
	Transitions			0.80	5.50	6.25	6.50	6.25	5.75	6.25	6.25	6.00	5.50		6.04
	Performance			0.80	6.00	7.00	7.25	6.50	6.25	6.50	6.50	6.00	6.00		6.39
	Composition			0.80	6.00	6.75	6.75	6.50	6.00	6.75	6.75	6.00	5.75		6.39
	Interpretation of the Music			0.80	6.00	7.00	7.00	6.50	6.25	6.75	6.75	6.25	6.00		6.50
	Judges Total Program Component Score (factored)														25.36

Deductions	Falls: -1.00(1)	-1.00
-------------------	-----------------	--------------

x Credit for highlight distribution, base value multiplied by 1.1

Rank	Name	Nation	Starting Number	Total Segment Score	Total Element Score	Total Program Component Score (factored)	Total Deductions
26	Xiangning LI	CHN	3	50.06	27.12	23.94	1.00

#	Executed Elements	Info	Base Value	GOE	J1	J2	J3	J4	J5	J6	J7	J8	J9	Ref	Scores of Panel
1	3F+2T		6.60	0.10	0	0	0	1	0	0	1	-1	0		6.70
2	CCoSp4V		3.00	0.14	1	0	0	0	1	-1	0	0	1		3.14
3	FCSp4		3.20	0.64	2	1	1	1	2	0	1	2	1		3.84
4	3Lz<	<	4.62	-2.10	-3	-3	-3	-3	-3	-3	-3	-3	-3		2.52
5	2A	x	3.63	0.36	1	1	1	1	0	0	1	0	1		3.99
6	StSq3		3.30	0.50	1	1	1	1	1	0	1	1	1		3.80
7	LSp4		2.70	0.43	1	0	1	1	1	0	2	1	1		3.13
			27.05												27.12
	Program Components			Factor											
	Skating Skills			0.80	6.50	5.75	7.00	6.25	6.25	6.00	6.25	6.25	5.75		6.18
	Transitions			0.80	5.50	5.50	6.50	6.00	5.50	5.75	6.00	5.75	5.50		5.71
	Performance			0.80	6.00	5.25	6.75	6.25	6.00	6.00	6.00	6.00	6.00		6.04
	Composition			0.80	6.00	5.25	6.75	6.25	6.00	6.00	6.25	6.00	5.75		6.04
	Interpretation of the Music			0.80	6.00	5.25	6.75	6.50	5.00	5.75	6.25	6.00	6.00		5.96
	Judges Total Program Component Score (factored)														23.94

Deductions	Falls: -1.00(1)	-1.00
-------------------	-----------------	--------------

< Under-rotated jump x Credit for highlight distribution, base value multiplied by 1.1

ISU World Figure Skating Championships 2018

LADIES SHORT PROGRAM JUDGES DETAILS PER SKATER

Rank	Name	Nation	Starting Number	Total Segment Score	Total Element Score	Program Component Score (factored)	Total Deductions
27	Nicole RAJICOVA	SVK	27	49.87	24.87	27.00	2.00

#	Executed Elements	Info	Base Value	GOE	J1	J2	J3	J4	J5	J6	J7	J8	J9	Ref	Scores of Panel
1	3Lo+2T		6.40	0.70	1	1	1	1	1	1	1	0	1		7.10
2	FCSp4		3.20	0.36	1	0	1	0	2	0	1	1	1		3.56
3	3Lz<	<	4.20	-2.10	-3	-3	-3	-3	-3	-3	-3	-3	-3		2.10
4	LSp3		2.40	0.21	1	0	0	0	0	0	2	1	1		2.61
5	2A	x	3.63	0.64	1	2	1	1	1	1	2	1	2		4.27
6	StSq3		3.30	-2.00	-2	-3	-3	-3	-3	-3	-2	-3	-3		1.30
7	CCoSp4		3.50	0.43	1	0	1	1	1	0	1	1	2		3.93
			26.63												24.87
Program Components			Factor												
Skating Skills			0.80		7.00	7.00	7.50	6.25	6.50	7.25	7.50	6.50	7.50		7.04
Transitions			0.80		6.75	6.75	6.75	5.50	5.50	6.75	7.25	5.75	7.25		6.50
Performance			0.80		6.25	6.50	7.25	6.25	5.75	7.00	7.00	6.25	7.25		6.64
Composition			0.80		6.75	6.75	7.00	6.50	5.75	7.25	7.50	6.25	7.50		6.86
Interpretation of the Music			0.80		6.50	6.50	7.25	6.25	6.00	7.00	7.25	6.25	7.50		6.71
Judges Total Program Component Score (factored)															27.00

Deductions	Falls: -2.00(2)	-2.00
-------------------	-----------------	--------------

< Under-rotated jump x Credit for highlight distribution, base value multiplied by 1.1

Rank	Name	Nation	Starting Number	Total Segment Score	Total Element Score	Program Component Score (factored)	Total Deductions
28	Amy LIN	TPE	14	49.31	25.64	23.67	0.00

#	Executed Elements	Info	Base Value	GOE	J1	J2	J3	J4	J5	J6	J7	J8	J9	Ref	Scores of Panel
1	3T+3T<	<	7.30	-1.50	-3	-2	-2	-2	-2	-2	-3	-2	-2		5.80
2	3S		4.40	-0.60	-1	-2	-1	0	-1	0	-1	-1	-1		3.80
3	FSSp4		3.00	0.14	0	1	0	1	1	0	0	0	0		3.14
4	LSp4		2.70	-0.06	-1	0	-1	-1	1	0	0	-1	1		2.64
5	StSq2		2.60	0.36	0	2	1	0	1	1	1	1	0		2.96
6	2A	x	3.63	0.00	0	1	0	0	0	0	0	-1	0		3.63
7	CCoSp4		3.50	0.17	0	1	-1	-1	1	0	1	0	1		3.67
			27.13												25.64
Program Components			Factor												
Skating Skills			0.80		6.25	6.25	7.00	5.75	6.25	6.50	6.25	6.00	5.75		6.18
Transitions			0.80		5.50	5.75	6.50	5.25	5.75	6.00	5.75	5.50	5.00		5.64
Performance			0.80		5.75	6.00	6.75	5.75	6.00	6.25	6.00	5.75	5.50		5.93
Composition			0.80		5.50	6.00	6.75	5.75	5.75	6.50	6.00	6.00	5.25		5.93
Interpretation of the Music			0.80		5.50	5.75	7.00	5.75	5.75	6.50	6.00	6.25	5.00		5.93
Judges Total Program Component Score (factored)															23.67

Deductions		0.00
-------------------	--	-------------

< Under-rotated jump x Credit for highlight distribution, base value multiplied by 1.1

ISU World Figure Skating Championships 2018

LADIES SHORT PROGRAM JUDGES DETAILS PER SKATER

Rank	Name	Nation	Starting Number	Total Segment Score	Total Element Score	Total Program Component Score (factored)	Total Deductions
29	Anita ÖSTLUND	SWE	19	48.99	26.34	24.65	2.00

#	Executed Elements	Info	Base Value	GOE	J1	J2	J3	J4	J5	J6	J7	J8	J9	Ref	Scores of Panel
1	3F		5.30	-2.10	-3	-3	-3	-3	-3	-3	-3	-3	-3		3.20
2	FSSp3		2.60	0.36	0	1	0	1	2	0	1	1	1		2.96
3	StSq3		3.30	0.36	0	2	1	0	0	1	1	1	1		3.66
4	3T+3T	x	9.46	-2.10	-3	-3	-3	-3	-3	-3	-3	-3	-3		7.36
5	2A	x	3.63	0.21	0	1	0	1	0	0	1	1	0		3.84
6	CCoSp3V		2.50	0.21	0	1	-2	1	0	0	1	1	0		2.71
7	LSp3		2.40	0.21	1	0	-1	0	0	0	1	1	1		2.61
			29.19												26.34
	Program Components			Factor											
	Skating Skills			0.80	6.50	7.50	6.50	6.50	6.50	6.50	6.50	6.50	6.25		6.50
	Transitions			0.80	5.75	6.75	5.25	5.75	6.00	5.75	6.25	6.00	5.75		5.89
	Performance			0.80	5.75	6.75	5.50	6.25	5.75	6.25	6.00	6.00	6.00		6.00
	Composition			0.80	6.25	7.25	5.75	6.25	6.00	6.50	6.50	6.25	6.00		6.25
	Interpretation of the Music			0.80	6.00	7.25	5.75	6.25	5.75	6.50	6.50	6.25	6.00		6.18
	Judges Total Program Component Score (factored)														24.65

Deductions	Falls: -2.00(2)	-2.00
-------------------	-----------------	--------------

x Credit for highlight distribution, base value multiplied by 1.1

Rank	Name	Nation	Starting Number	Total Segment Score	Total Element Score	Total Program Component Score (factored)	Total Deductions
30	Alisa STOMAKHINA	AUT	8	48.71	26.26	22.45	0.00

#	Executed Elements	Info	Base Value	GOE	J1	J2	J3	J4	J5	J6	J7	J8	J9	Ref	Scores of Panel
1	3Lz		6.00	0.10	-1	1	0	1	1	0	0	0	-1		6.10
2	3T+2T		5.60	0.00	0	0	0	0	0	-1	0	0	0		5.60
3	FSSp4		3.00	0.21	0	1	0	1	1	-1	1	0	0		3.21
4	StSq2		2.60	0.14	0	-1	1	1	0	0	1	0	0		2.74
5	2A	x	3.63	-0.21	-1	-1	-1	0	0	-1	0	0	0		3.42
6	CCoSp4		3.50	0.00	0	-1	0	0	0	0	0	0	0		3.50
7	LSp2		1.90	-0.21	0	-2	-1	-1	-1	-1	0	-1	0		1.69
			26.23												26.26
	Program Components			Factor											
	Skating Skills			0.80	5.50	4.75	6.75	6.25	5.75	5.75	5.50	6.00	5.50		5.75
	Transitions			0.80	5.00	4.25	6.25	6.00	5.25	5.50	5.00	5.75	5.25		5.39
	Performance			0.80	5.75	4.50	6.50	6.00	6.00	5.75	5.50	5.75	5.50		5.75
	Composition			0.80	5.50	4.00	6.50	6.25	5.75	5.75	5.50	5.75	5.25		5.68
	Interpretation of the Music			0.80	5.50	4.25	6.50	6.00	5.50	5.50	5.25	5.50	5.25		5.50
	Judges Total Program Component Score (factored)														22.45

Deductions		0.00
-------------------	--	-------------

x Credit for highlight distribution, base value multiplied by 1.1

ISU World Figure Skating Championships 2018

LADIES SHORT PROGRAM JUDGES DETAILS PER SKATER

Rank	Name	Nation	Starting Number	Total Segment Score	Total Element Score	Total Program Score (factored)	Total Component Score (factored)	Total Deductions
31	Elzbieta KROPA	LTU	15	46.53	24.90		22.63	1.00

#	Executed Elements	Info	Base Value	GOE	J1	J2	J3	J4	J5	J6	J7	J8	J9	Ref	Scores of Panel
1	3T+3T		8.60	1.20	1	3	2	2	2	3	1	1	1		9.80
2	3F<<	<<	1.90	-0.90	-3	-3	-3	-3	-3	-3	-3	-3	-3		1.00
3	FSSp3		2.60	0.21	0	0	0	0	1	0	1	1	1		2.81
4	StSq2		2.60	0.00	0	0	0	0	0	1	0	0	0		2.60
5	2A	x	3.63	0.29	0	2	0	1	0	1	1	0	1		3.92
6	CCoSp3		3.00	-0.13	-1	-1	-1	-1	0	0	0	0	0		2.87
7	LSp2		1.90	0.00	0	-1	0	0	0	0	0	0	1		1.90
			24.23												24.90
Program Components			Factor												
Skating Skills			0.80		6.00	4.25	6.25	6.00	6.00	6.25	5.75	6.00	5.75		5.96
Transitions			0.80		5.00	4.25	5.75	5.50	5.50	5.50	5.25	5.75	5.25		5.39
Performance			0.80		5.25	4.50	5.75	5.50	5.75	6.25	5.50	5.75	5.75		5.61
Composition			0.80		5.75	4.25	5.75	5.75	6.00	6.00	5.75	5.75	5.50		5.75
Interpretation of the Music			0.80		5.25	4.00	5.75	5.75	6.75	5.75	5.50	5.50	5.50		5.57
Judges Total Program Component Score (factored)															22.63

Deductions	Falls: -1.00(1)	-1.00
-------------------	-----------------	--------------

<< Downgraded jump x Credit for highlight distribution, base value multiplied by 1.1

Rank	Name	Nation	Starting Number	Total Segment Score	Total Element Score	Total Program Score (factored)	Total Component Score (factored)	Total Deductions
32	Natasha MCKAY	GBR	4	45.89	22.92		22.97	0.00

#	Executed Elements	Info	Base Value	GOE	J1	J2	J3	J4	J5	J6	J7	J8	J9	Ref	Scores of Panel
1	3Lo+2T		6.40	0.00	0	0	0	1	0	0	0	0	0		6.40
2	3S		4.40	0.30	0	0	1	1	0	0	1	1	0		4.70
3	2A<	<	2.30	-0.57	-2	-1	-1	-1	-2	-1	-1	-1	-1		1.73
4	CSp3		2.30	0.00	0	-1	0	0	0	0	0	0	1		2.30
5	CCoSp2V		2.00	-0.17	-1	-1	-1	0	-1	0	-1	0	0		1.83
6	StSq2		2.60	0.29	0	1	0	1	-1	1	0	1	1		2.89
7	FSSp4		3.00	0.07	0	0	0	1	0	0	0	1	0		3.07
			23.00												22.92
Program Components			Factor												
Skating Skills			0.80		5.50	4.50	6.25	5.75	5.50	6.25	5.00	6.25	5.50		5.68
Transitions			0.80		5.00	4.75	5.75	5.50	5.25	6.00	5.00	6.00	5.50		5.43
Performance			0.80		5.50	5.00	6.50	6.00	6.00	6.50	5.50	6.25	5.75		5.93
Composition			0.80		5.25	5.00	6.25	6.00	5.75	6.25	5.50	6.50	5.75		5.82
Interpretation of the Music			0.80		5.00	4.75	6.00	6.00	6.00	6.50	5.50	6.50	6.00		5.86
Judges Total Program Component Score (factored)															22.97

Deductions		0.00
-------------------	--	-------------

< Under-rotated jump

ISU World Figure Skating Championships 2018

LADIES SHORT PROGRAM JUDGES DETAILS PER SKATER

Rank	Name	Nation	Starting Number	Total Segment Score	Total Element Score	Total Program Component Score (factored)	Total Deductions
33	Anne Line GJERSEM	NOR	12	45.25	23.03	22.22	0.00

#	Executed Elements	Info	Base Value	GOE	J1	J2	J3	J4	J5	J6	J7	J8	J9	Ref	Scores of Panel
1	3Lo+2T		6.40	-0.60	-1	-1	-1	0	0	-2	-1	-1	-1		5.80
2	3F<	!	3.70	-1.70	-3	-3	-2	-2	-2	-3	-3	-2	-2		2.00
3	CCoSp2V		2.00	-0.04	0	-1	0	-1	0	0	0	0	0		1.96
4	2A	x	3.63	0.00	0	0	0	0	0	-1	0	0	0		3.63
5	FCSp4		3.20	0.14	1	0	0	0	1	0	0	1	0		3.34
6	StSq3		3.30	0.14	1	1	1	0	0	0	0	0	0		3.44
7	SSp4		2.50	0.36	0	1	0	1	1	0	1	1	1		2.86
			24.73												23.03
Program Components			Factor												
Skating Skills			0.80		6.25	5.00	7.00	5.25	5.50	6.00	5.25	6.00	5.50		5.68
Transitions			0.80		5.50	4.75	6.50	5.00	5.75	5.75	5.00	6.00	5.25		5.46
Performance			0.80		5.50	5.00	6.75	5.25	6.00	6.00	5.50	5.75	5.50		5.64
Composition			0.80		5.50	4.75	6.75	5.50	5.50	6.00	5.25	6.00	5.25		5.57
Interpretation of the Music			0.80		5.50	4.50	6.75	5.25	5.25	5.75	5.00	6.00	5.25		5.43
Judges Total Program Component Score (factored)															22.22

Deductions	0.00
-------------------	-------------

< Under-rotated jump x Credit for highlight distribution, base value multiplied by 1.1 ! Not clear edge

Rank	Name	Nation	Starting Number	Total Segment Score	Total Element Score	Total Program Component Score (factored)	Total Deductions
34	Gerli LIINAMÄE	EST	11	45.14	22.69	22.45	0.00

#	Executed Elements	Info	Base Value	GOE	J1	J2	J3	J4	J5	J6	J7	J8	J9	Ref	Scores of Panel
1	3Lz+2T		7.30	-0.10	-1	0	0	0	-1	0	0	0	0		7.20
2	3Lo		5.10	-0.60	-1	-1	-1	0	-1	-1	-1	0	-1		4.50
3	CCoSp		0.00	0.00	-	-	-	-	-	-	-	-	-		0.00
4	CSp4		2.60	0.29	0	0	0	0	2	1	1	1	1		2.89
5	2A	x	3.63	-0.07	-1	0	-1	0	0	0	0	0	0		3.56
6	FSSp3		2.60	0.00	0	0	0	0	0	0	0	0	0		2.60
7	StSq1		1.80	0.14	0	0	-1	0	0	1	0	1	1		1.94
			23.03												22.69
Program Components			Factor												
Skating Skills			0.80		5.75	4.50	6.50	5.25	5.25	6.25	5.75	6.25	5.75		5.75
Transitions			0.80		5.50	4.00	6.00	4.75	5.00	5.75	5.25	6.00	5.50		5.39
Performance			0.80		5.75	4.75	6.25	5.25	5.50	6.25	5.75	6.25	5.75		5.79
Composition			0.80		5.50	4.25	6.00	5.25	5.75	6.25	5.50	6.25	5.50		5.68
Interpretation of the Music			0.80		5.50	4.00	6.00	5.25	4.75	6.00	5.50	6.00	5.25		5.46
Judges Total Program Component Score (factored)															22.45

Deductions	0.00
-------------------	-------------

x Credit for highlight distribution, base value multiplied by 1.1

ISU World Figure Skating Championships 2018

LADIES SHORT PROGRAM JUDGES DETAILS PER SKATER

Rank	Name	Nation	Starting Number	Total Segment Score	Total Element Score	Program Score (factored)	Component Score (factored)	Total Deductions
35	Isadora WILLIAMS	BRA	10	42.16	18.35		23.81	0.00

#	Executed Elements	Info	Base Value	GOE	J1	J2	J3	J4	J5	J6	J7	J8	J9	Ref	Scores of Panel
1	1Lz*+COMBO	*	0.00	0.00	-	-	-	-	-	-	-	-	-		0.00
2	3Lo		5.10	-1.70	-2	-2	-3	-3	-2	-2	-2	-3	-3		3.40
3	CCoSp4		3.50	0.14	0	0	0	1	0	0	1	0	1		3.64
4	2A		3.30	0.50	0	2	1	1	1	1	1	1	1		3.80
5	FSSp1		2.00	-0.06	0	-2	0	0	-2	0	-1	1	1		1.94
6	StSq2		2.60	0.50	1	2	1	0	1	1	1	1	1		3.10
7	LSp3		2.40	0.07	0	0	0	0	-1	0	1	0	1		2.47
			18.90												18.35
Program Components			Factor												
Skating Skills			0.80		6.00	6.75	7.00	5.50	5.75	6.25	6.25	6.25	5.50		6.11
Transitions			0.80		5.25	6.50	6.50	5.25	5.00	6.00	6.25	6.00	5.25		5.79
Performance			0.80		5.00	6.00	6.75	5.75	5.25	6.25	6.00	6.00	5.75		5.86
Composition			0.80		5.50	6.25	7.00	5.75	5.50	6.50	6.50	6.25	5.50		6.04
Interpretation of the Music			0.80		5.25	6.25	7.00	5.50	5.75	6.50	6.25	6.00	5.50		5.96
Judges Total Program Component Score (factored)															23.81

Deductions	0.00
-------------------	-------------

* Invalid element

Rank	Name	Nation	Starting Number	Total Segment Score	Total Element Score	Program Score (factored)	Component Score (factored)	Total Deductions
36	Antonina DUBININA	SRB	13	41.40	20.80		20.60	0.00

#	Executed Elements	Info	Base Value	GOE	J1	J2	J3	J4	J5	J6	J7	J8	J9	Ref	Scores of Panel
1	3S+2T		5.70	-0.40	-1	-1	0	0	-1	-1	0	-1	0		5.30
2	3F<	<	3.70	-2.10	-3	-3	-3	-2	-3	-3	-3	-3	-3		1.60
3	FCSp3		2.80	0.03	0	-1	0	-1	0	1	0	0	1		2.83
4	CCoSp3V		2.50	-0.13	0	-1	-1	-1	0	0	0	-1	1		2.37
5	StSq2		2.60	-0.07	-1	0	-1	0	0	0	0	0	0		2.53
6	2A	x	3.63	0.00	0	0	0	0	0	0	0	0	0		3.63
7	LSp3		2.40	0.14	0	0	0	0	-1	0	1	1	1		2.54
			23.33												20.80
Program Components			Factor												
Skating Skills			0.80		5.25	5.75	5.50	4.75	5.50	5.75	5.25	5.75	5.50		5.50
Transitions			0.80		4.75	4.50	5.00	4.50	4.75	5.50	4.75	5.50	5.00		4.89
Performance			0.80		5.25	4.75	6.00	4.50	5.25	5.75	5.00	5.75	5.50		5.32
Composition			0.80		5.00	4.25	5.50	4.50	5.00	5.75	4.75	6.00	5.25		5.11
Interpretation of the Music			0.80		4.75	4.25	5.25	4.50	4.75	5.50	4.50	5.75	5.25		4.93
Judges Total Program Component Score (factored)															20.60

Deductions	0.00
-------------------	-------------

< Under-rotated jump x Credit for highlight distribution, base value multiplied by 1.1

ISU World Figure Skating Championships 2018

LADIES SHORT PROGRAM JUDGES DETAILS PER SKATER

Rank	Name	Nation	Starting Number	Total Segment Score	Total Element Score	Program Score (factored)	Component Score (factored)	Total Deductions
37	Angelina KUCHVALSKA	LAT	7	35.78	16.24	20.54	1.00	

#	Executed Elements	Info	Base Value	GOE	J1	J2	J3	J4	J5	J6	J7	J8	J9	Ref	Scores of Panel
1	3T+2T		5.60	-0.30	-1	-1	0	0	0	-1	0	-1	0		5.30
2	3S<	<	3.10	-2.10	-3	-3	-3	-3	-3	-3	-3	-3	-3		1.00
3	CCoSp4		3.50	0.00	0	0	-1	0	0	0	1	0	0		3.50
4	StSq2		2.60	-0.14	-1	-1	0	0	-1	0	0	0	0		2.46
5	2A<<	<<	1.21	x -0.60	-3	-3	-3	-3	-3	-3	-3	-3	-3		0.61
6	FSSp2		2.30	-0.26	0	-2	-2	-1	-2	0	-1	0	0		2.04
7	LSp1		1.50	-0.17	0	-2	-1	-1	-1	-1	0	0	0		1.33
			19.81												16.24
	Program Components			Factor											
	Skating Skills			0.80	5.25	4.00	5.75	5.00	5.00	5.75	5.50	5.50	5.00		5.29
	Transitions			0.80	5.00	4.25	5.25	4.50	4.25	5.00	5.00	5.25	5.00		4.86
	Performance			0.80	5.00	4.25	5.25	5.25	4.50	5.25	5.25	5.50	5.50		5.14
	Composition			0.80	5.25	4.00	5.50	5.25	4.25	5.50	5.50	5.50	5.50		5.25
	Interpretation of the Music			0.80	4.75	4.00	5.50	5.50	4.25	5.25	5.25	5.75	5.50		5.14
	Judges Total Program Component Score (factored)														20.54

Deductions	Falls: -1.00(1)	-1.00
-------------------	-----------------	--------------

< Under-rotated jump << Downgraded jump x Credit for highlight distribution, base value multiplied by 1.1

printed: 21/03/2018 16:39:12

ISU World Figure Skating Championships 2018

RESULTS

LADIES FREE SKATING

Pl.	Name	Nation	Total Segment Score
1	Kaetlyn OSMOND	CAN	150.50
2	Wakaba HIGUCHI	JPN	145.01
3	Satoko MIYAHARA	JPN	135.72
4	Bradie TENNELL	USA	131.13
5	Carolina KOSTNER	ITA	128.61
6	Loena HENDRICKX	BEL	128.24
7	Alina ZAGITOVA	RUS	128.21
8	Gabrielle DALEMAN	CAN	125.11
9	Maria SOTSKOVA	RUS	124.81
10	Elizabet TURSUNBAEVA	KAZ	124.47
11	Mirai NAGASU	USA	122.31
12	Mariah BELL	USA	115.25
13	Laurine LECAVELIER	FRA	113.44
14	Nicole SCHOTT	GER	112.29
15	Hanul KIM	KOR	110.54
16	Viveca LINDFORS	FIN	106.05
17	Elisabetta LECCARDI	ITA	98.04
18	Kailani CRAINE	AUS	97.51
19	Eliska BREZINOVA	CZE	94.77
20	Stanislava KONSTANTINOVA	RUS	93.84
21	Dasa GRM	SLO	92.08
22	Alexia PAGANINI	SUI	91.80
23	Ivett TOTH	HUN	86.24

ISU World Figure Skating Championships 2018

LADIES FREE SKATING JUDGES DETAILS PER SKATER

Rank	Name	Nation	Starting Number	Total Segment Score	Total Element Score	Total Program Component Score (factored)	Total Deductions
1	Kaetlyn OSMOND	CAN	19	150.50	75.35	75.15	0.00

#	Executed Elements	Info	Base Value	GOE	J1	J2	J3	J4	J5	J6	J7	J8	J9	Ref	Scores of Panel	
1	3F+3T		9.60	1.60	3	2	3	2	2	2	2	3	2		11.20	
2	2A+3T		7.60	-0.70	-1	0	-1	-1	-1	-1	-1	-1	-1		6.90	
3	3Lz	!	6.00	0.10	0	0	1	0	-1	0	0	2	0		6.10	
4	FCoSp4		3.50	0.93	2	2	2	2	2	1	2	2	1		4.43	
5	LSp4		2.70	1.21	3	2	3	2	2	3	3	2	2		3.91	
6	3Lo		5.61	x 1.80	2	3	3	3	2	2	3	3	2		7.41	
7	3F		5.83	x 1.50	2	2	2	3	2	2	3	2	2		7.33	
8	3S+2T+2Lo		8.25	x 1.30	3	1	2	1	2	2	2	2	2		9.55	
9	2A		3.63	x 0.79	2	2	1	2	1	1	1	2	2		4.42	
10	StSq4		3.90	1.70	3	3	2	2	2	2	3	2	3		5.60	
11	ChSq1		2.00	2.00	3	3	3	2	3	3	3	3	2		4.00	
12	CCoSp4		3.50	1.00	2	2	2	2	2	1	2	2	2		4.50	
			62.12												75.35	
Program Components			Factor													
Skating Skills			1.60			9.50	9.50	9.25	9.50	9.50	9.50	9.50	9.25	9.25		9.43
Transitions			1.60			9.00	9.25	8.75	9.25	9.00	9.50	9.50	8.75	9.00		9.11
Performance			1.60			9.50	9.50	9.25	9.50	9.25	9.50	9.50	9.50	9.50		9.46
Composition			1.60			9.50	9.50	8.75	9.50	9.50	9.50	9.75	9.25	9.50		9.46
Interpretation of the Music			1.60			9.75	9.75	9.00	9.50	9.50	9.50	9.50	9.25	9.50		9.50
Judges Total Program Component Score (factored)																75.15

Deductions	0.00
-------------------	-------------

x Credit for highlight distribution, base value multiplied by 1.1 ! Not clear edge

Rank	Name	Nation	Starting Number	Total Segment Score	Total Element Score	Total Program Component Score (factored)	Total Deductions
2	Wakaba HIGUCHI	JPN	18	145.01	74.72	70.29	0.00

#	Executed Elements	Info	Base Value	GOE	J1	J2	J3	J4	J5	J6	J7	J8	J9	Ref	Scores of Panel	
1	3S		4.40	1.40	2	2	2	2	2	3	2	2	2		5.80	
2	3Lz+3T		10.30	1.30	2	2	3	2	2	2	1	1	2		11.60	
3	CCoSp4		3.50	0.93	2	2	2	2	2	1	2	1	2		4.43	
4	2A		3.30	1.00	3	2	2	2	1	2	2	2	2		4.30	
5	3Lz+3T		11.33	x 1.20	2	2	3	1	2	2	1	1	2		12.53	
6	3Lo		5.61	x 0.80	2	1	2	1	1	1	1	0	1		6.41	
7	2A+2T+2Lo		7.04	x 0.71	2	2	2	1	1	1	2	1	1		7.75	
8	3F		5.83	x 0.80	3	1	2	1	1	1	0	1	1		6.63	
9	FCSp4		3.20	0.50	2	1	1	1	1	1	1	1	1		3.70	
10	StSq3		3.30	1.14	3	3	2	2	2	2	2	2	3		4.44	
11	ChSq1		2.00	1.50	3	2	2	2	3	2	2	2	1		3.50	
12	LSp4		2.70	0.93	2	1	2	2	2	2	1	2	2		3.63	
			62.51												74.72	
Program Components			Factor													
Skating Skills			1.60			9.00	9.00	9.00	8.50	8.75	9.00	8.75	8.50	9.25		8.86
Transitions			1.60			8.50	9.00	8.50	8.50	8.00	8.50	8.50	8.50	9.00		8.57
Performance			1.60			9.25	9.25	9.00	8.75	8.50	8.50	8.75	9.00	8.75		8.86
Composition			1.60			9.00	9.00	8.50	8.50	9.00	8.75	8.50	8.75	8.75		8.75
Interpretation of the Music			1.60			9.25	9.25	9.00	8.75	8.75	8.50	8.50	9.00	9.00		8.89
Judges Total Program Component Score (factored)																70.29

Deductions	0.00
-------------------	-------------

x Credit for highlight distribution, base value multiplied by 1.1

ISU World Figure Skating Championships 2018

LADIES FREE SKATING JUDGES DETAILS PER SKATER

Rank	Name	Nation	Starting Number	Total Segment Score	Total Element Score	Total Program Score (factored)	Total Component Score (factored)	Total Deductions
3	Satoko MIYAHARA	JPN	22	135.72	64.20		72.52	1.00

#	Executed Elements	Info	Base Value	GOE	J1	J2	J3	J4	J5	J6	J7	J8	J9	Ref	Scores of Panel		
1	3Lo		5.10	1.20	2	2	1	2	2	2	1	2	1		6.30		
2	3Lz<+3T	<	8.50	-0.60	-1	-1	-1	-1	0	-1	-1	0	-1		7.90		
3	3F		5.30	0.60	2	1	1	1	1	1	0	1	0		5.90		
4	FCSp4		3.20	0.93	3	2	2	2	2	2	2	1	1		4.13		
5	CCoSp4		3.50	0.86	3	1	2	1	2	1	2	2	2		4.36		
6	StSq4		3.90	1.90	3	2	3	3	3	2	3	2	3		5.80		
7	3Lz+2T+2Lo<	<	9.46	x -1.40	-1	-2	-2	-2	-2	-2	-2	-2	-3		8.06		
8	2A+3T	x	8.36	x 1.00	2	1	2	1	2	1	1	2	0		9.36		
9	2S	x	1.43	x -0.60	-3	-3	-3	-3	-3	-3	-3	-3	-3		0.83		
10	ChSq1		2.00	1.30	2	2	3	1	2	0	2	3	1		3.30		
11	2A	x	3.63	x 0.43	2	1	1	0	1	1	1	1	0		4.06		
12	LSp4		2.70	1.50	3	3	3	3	3	2	3	3	3		4.20		
			57.08												64.20		
Program Components				Factor													
Skating Skills				1.60	9.25	9.00	9.25	9.00	8.75	9.25	9.25	9.25	9.25	9.25		9.18	
Transitions				1.60	9.25	9.00	9.00	9.00	8.00	8.75	9.00	8.75	9.00	8.75	9.00		8.93
Performance				1.60	9.50	8.75	8.75	8.75	8.75	8.75	9.25	9.00	9.00	9.00	9.00		8.89
Composition				1.60	9.75	9.00	9.00	9.25	9.00	9.00	9.50	9.00	9.00	9.00	9.00		9.11
Interpretation of the Music				1.60	9.75	9.25	9.00	9.25	9.25	9.00	9.25	9.25	9.25	9.25	9.25		9.21
Judges Total Program Component Score (factored)															72.52		

Deductions	Falls: -1.00(1)	-1.00
-------------------	-----------------	--------------

< Under-rotated jump x Credit for highlight distribution, base value multiplied by 1.1

Rank	Name	Nation	Starting Number	Total Segment Score	Total Element Score	Total Program Score (factored)	Total Component Score (factored)	Total Deductions
4	Bradie TENNELL	USA	16	131.13	65.83		65.30	0.00

#	Executed Elements	Info	Base Value	GOE	J1	J2	J3	J4	J5	J6	J7	J8	J9	Ref	Scores of Panel
1	3Lz+3T	!	10.30	-0.10	0	0	0	-1	-1	0	0	0	0		10.20
2	2A		3.30	0.86	2	1	2	2	2	1	2	1	2		4.16
3	3F<	<	3.70	-0.20	0	-1	-1	-1	0	0	0	0	0		3.50
4	LSp4		2.70	1.14	3	2	3	2	2	2	2	2	3		3.84
5	StSq3		3.30	1.00	2	2	2	2	2	2	2	2	3		4.30
6	2A+3T<	<	6.93	x -0.36	0	-1	0	-1	-1	-1	-1	0	-1		6.57
7	3Lz+2T+2Lo	!	10.01	x -0.20	0	0	0	-1	0	-1	0	1	-1		9.81
8	3Lo	x	5.61	x 0.70	2	1	1	1	1	1	1	0	1		6.31
9	3S	x	4.84	x 0.60	1	1	2	1	1	0	1	1	0		5.44
10	ChSq1		2.00	1.20	2	2	2	2	1	2	1	2	1		3.20
11	FCCoSp3		3.00	0.86	2	1	2	1	2	2	1	2	3		3.86
12	CCoSp4		3.50	1.14	2	2	3	2	2	2	2	3	3		4.64
			59.19												65.83
Program Components				Factor											
Skating Skills				1.60	8.25	7.75	8.25	7.75	7.75	8.00	8.00	8.25	8.75		8.04
Transitions				1.60	8.25	7.50	8.00	7.75	7.75	8.00	8.25	8.00	9.00		8.00
Performance				1.60	8.75	8.00	8.00	8.25	8.25	8.00	8.50	8.50	9.00		8.32
Composition				1.60	8.50	7.75	8.00	8.00	8.00	8.00	8.25	8.25	9.00		8.14
Interpretation of the Music				1.60	8.75	8.00	8.25	8.25	8.25	8.25	8.25	8.25	9.00		8.32
Judges Total Program Component Score (factored)															65.30

Deductions		0.00
-------------------	--	-------------

< Under-rotated jump x Credit for highlight distribution, base value multiplied by 1.1 ! Not clear edge

ISU World Figure Skating Championships 2018

LADIES FREE SKATING JUDGES DETAILS PER SKATER

Rank	Name	Nation	Starting Number	Total Segment Score	Total Element Score	Total Program Score (factored)	Total Component Score (factored)	Total Deductions
5	Carolina KOSTNER	ITA	24	128.61	54.71		74.90	1.00

#	Executed Elements	Info	Base Value	GOE	J1	J2	J3	J4	J5	J6	J7	J8	J9	Ref	Scores of Panel
1	2Lz		2.10	0.43	2	1	2	1	0	2	1	2	1		2.53
2	3F+2T		6.60	1.50	2	2	3	2	2	2	2	3	2		8.10
3	3F		5.30	1.10	1	2	3	2	1	1	2	2	1		6.40
4	3Lo		5.10	1.50	2	2	3	3	2	2	2	1	2		6.60
5	FCCoSp4		3.50	1.29	3	3	3	2	2	2	3	2	3		4.79
6	3T	x	4.73	1.00	2	2	3	1	1	1	1	2	1		5.73
7	1A	x	1.21	-0.54	-2	-3	-3	-2	-3	-3	-2	-3	-3		0.67
8	3S	x	4.84	-2.10	-3	-3	-3	-3	-3	-3	-3	-3	-3		2.74
9	ChSq1		2.00	1.90	3	3	3	3	2	3	3	2	1		3.90
10	StSq4		3.90	1.90	3	3	3	3	3	2	3	2	2		5.80
11	FCSp4		3.20	0.29	0	0	2	1	1	0	1	1	0		3.49
12	CCoSp4		3.50	0.46	2	1	2	1	-1	1	1	1	-1		3.96
			45.98												54.71
Program Components			Factor												
Skating Skills			1.60		9.50	9.50	9.75	9.50	9.50	9.50	9.50	9.25	9.00		9.46
Transitions			1.60		9.25	9.25	9.75	9.25	9.25	9.00	9.00	9.00	9.50		9.21
Performance			1.60		9.25	9.00	9.50	9.00	9.00	9.25	9.25	9.00	9.25		9.14
Composition			1.60		9.75	9.50	9.75	9.25	9.75	9.50	9.50	9.25	9.00		9.50
Interpretation of the Music			1.60		9.75	9.50	9.75	9.50	9.00	9.50	9.50	9.50	9.25		9.50
Judges Total Program Component Score (factored)															74.90

Deductions	Falls: -1.00(1)	-1.00
-------------------	-----------------	--------------

x Credit for highlight distribution, base value multiplied by 1.1

Rank	Name	Nation	Starting Number	Total Segment Score	Total Element Score	Total Program Score (factored)	Total Component Score (factored)	Total Deductions
6	Loena HENDRICKX	BEL	13	128.24	65.25		62.99	0.00

#	Executed Elements	Info	Base Value	GOE	J1	J2	J3	J4	J5	J6	J7	J8	J9	Ref	Scores of Panel
1	3Lz		6.00	0.70	1	1	1	1	1	1	1	1	2		6.70
2	3F+2T		6.60	0.80	1	1	2	1	2	1	1	1	1		7.40
3	2A		3.30	0.36	-1	0	1	1	1	0	1	1	1		3.66
4	3F		5.30	0.70	0	1	2	1	1	1	0	1	2		6.00
5	CCoSp4		3.50	1.00	2	2	2	2	2	2	2	2	3		4.50
6	StSq4		3.90	1.30	2	2	2	2	2	1	2	1	3		5.20
7	3S+2T+2Lo	x	8.25	0.70	1	1	1	1	1	1	1	1	1		8.95
8	2A+2Lo	x	5.61	0.07	0	0	1	0	0	0	0	0	1		5.68
9	3S	x	4.84	0.70	1	1	1	1	1	1	1	1	1		5.54
10	LSp4		2.70	1.43	2	2	3	3	3	3	3	3	3		4.13
11	ChSq1		2.00	1.20	2	2	2	2	2	1	2	1	1		3.20
12	FCCoSp4		3.50	0.79	1	2	2	1	2	1	2	2	1		4.29
			55.50												65.25
Program Components			Factor												
Skating Skills			1.60		8.00	7.75	7.50	7.25	7.50	7.75	7.75	8.00	8.00		7.75
Transitions			1.60		7.75	7.75	7.00	7.25	7.00	7.75	7.50	7.75	7.75		7.54
Performance			1.60		8.50	8.00	7.75	7.75	7.50	8.00	8.25	8.50	8.50		8.11
Composition			1.60		8.00	8.00	7.75	7.75	7.25	8.00	8.25	8.00	8.00		7.93
Interpretation of the Music			1.60		8.25	8.00	7.75	8.00	7.00	8.00	8.00	8.25	8.25		8.04
Judges Total Program Component Score (factored)															62.99

Deductions		0.00
-------------------	--	-------------

x Credit for highlight distribution, base value multiplied by 1.1

ISU World Figure Skating Championships 2018

LADIES FREE SKATING JUDGES DETAILS PER SKATER

Rank	Name	Nation	Starting Number	Total Segment Score	Total Element Score	Total Program Component Score (factored)	Total Deductions
7	Alina ZAGITOVA	RUS	23	128.21	62.34	69.87	4.00

#	Executed Elements	Info	Base Value	GOE	J1	J2	J3	J4	J5	J6	J7	J8	J9	Ref	Scores of Panel
1	ChSq1		2.00	1.80	2	2	3	3	3	2	3	3	2		3.80
2	FCSp4		3.20	1.43	3	2	3	3	3	3	3	3	2		4.63
3	StSq4		3.90	2.10	3	2	3	3	3	3	3	3	3		6.00
4	3Lz		6.60	x -2.10	-3	-3	-3	-2	-3	-3	-3	-3	-3		4.50
5	2A+3T<<	<<	5.06	x -1.50	-3	-3	-3	-3	-3	-3	-3	-3	-3		3.56
6	3F+2T+2Lo		9.24	x -0.10	0	0	0	0	-1	0	1	0	-2		9.14
7	LSp4		2.70	1.00	2	2	3	2	2	2	2	2	2		3.70
8	3Lz+3Lo<	<	10.56	x -2.10	-3	-3	-3	-3	-3	-3	-3	-3	-3		8.46
9	3S<	<	3.41	x -0.60	-1	-1	-2	-1	-1	0	0	-1	-1		2.81
10	3F		5.83	x 1.20	2	0	2	2	2	2	2	1	1		7.03
11	2A		3.63	x 0.29	0	0	2	2	1	0	1	0	0		3.92
12	CCoSp4		3.50	1.29	2	2	3	3	2	2	3	3	3		4.79
			59.63												62.34
Program Components			Factor												
Skating Skills			1.60		8.00	9.00	9.50	9.00	9.25	8.75	8.75	9.50	8.50		8.96
Transitions			1.60		8.00	8.25	9.00	9.25	9.00	8.50	8.75	9.25	8.75		8.79
Performance			1.60		7.75	8.00	8.25	8.50	8.50	8.50	8.75	8.75	7.50		8.32
Composition			1.60		8.25	8.50	9.00	9.25	9.50	9.00	9.00	9.25	8.00		8.89
Interpretation of the Music			1.60		8.25	8.50	8.75	9.00	9.00	8.75	8.75	9.00	8.00		8.71
Judges Total Program Component Score (factored)															69.87

Deductions	Falls: -4.00(3)	-4.00
-------------------	-----------------	--------------

< Under-rotated jump << Downgraded jump x Credit for highlight distribution, base value multiplied by 1.1

Rank	Name	Nation	Starting Number	Total Segment Score	Total Element Score	Total Program Component Score (factored)	Total Deductions
8	Gabrielle DALEMAN	CAN	21	125.11	57.12	67.99	0.00

#	Executed Elements	Info	Base Value	GOE	J1	J2	J3	J4	J5	J6	J7	J8	J9	Ref	Scores of Panel
1	3T+3T		8.60	2.10	3	3	3	3	3	3	3	3	3		10.70
2	2Lz	!	2.10	-0.17	-1	-1	0	-1	-1	0	-1	0	0		1.93
3	3F	!	5.30	-0.90	-2	-1	-1	-1	-2	-1	-1	-2	-1		4.40
4	FCSp3		2.80	0.50	0	1	1	1	1	1	2	1	1		3.30
5	LSp4		2.70	0.57	1	1	1	1	1	2	1	1	2		3.27
6	3Lz+2T+2T		9.46	x 0.80	0	2	2	1	2	1	1	1	0		10.26
7	3Lo<	<	3.96	x -0.60	-2	-1	-1	-1	-1	-1	0	0	-1		3.36
8	ChSq1		2.00	1.20	1	2	2	1	2	2	2	2	0		3.20
9	2A		3.63	x -0.43	-1	-1	-1	-1	-1	0	-1	-1	0		3.20
10	3S<+2A+SEQ	<	5.63	x -0.79	-2	-2	-1	-2	-2	-1	-1	-2	-1		4.84
11	StSq3		3.30	1.00	2	2	3	2	2	2	2	2	2		4.30
12	CCoSp4		3.50	0.86	1	2	2	1	2	2	1	2	2		4.36
			52.98												57.12
Program Components			Factor												
Skating Skills			1.60		8.75	8.50	8.75	9.00	8.25	8.75	9.00	8.75	8.50		8.71
Transitions			1.60		7.75	8.00	8.25	8.25	8.00	8.25	8.50	8.50	8.25		8.21
Performance			1.60		8.25	7.75	8.50	8.50	7.75	8.50	9.00	8.50	8.50		8.36
Composition			1.60		8.50	8.00	8.75	8.75	8.50	8.50	8.75	8.75	8.25		8.57
Interpretation of the Music			1.60		8.50	8.25	9.00	8.75	8.25	8.75	9.00	9.00	8.00		8.64
Judges Total Program Component Score (factored)															67.99

Deductions		0.00
-------------------	--	-------------

< Under-rotated jump x Credit for highlight distribution, base value multiplied by 1.1 ! Not clear edge

ISU World Figure Skating Championships 2018

LADIES FREE SKATING JUDGES DETAILS PER SKATER

Rank	Name	Nation	Starting Number	Total Segment Score	Total Element Score	Total Program Component Score (factored)	Total Deductions
9	Maria SOTSKOVA	RUS	20	124.81	58.03	67.78	1.00

#	Executed Elements	Info	Base Value	GOE	J1	J2	J3	J4	J5	J6	J7	J8	J9	Ref	Scores of Panel
1	3Lz+3T<	<	9.00	-0.50	-1	-1	-2	-1	-1	1	-1	0	0		8.50
2	3F		5.30	0.90	2	1	-2	1	1	2	1	1	2		6.20
3	LSp4		2.70	0.79	2	1	2	2	1	1	1	2	2		3.49
4	StSq4		3.90	1.40	3	1	2	2	2	2	2	2	2		5.30
5	3Lo		5.61	x 0.90	1	1	1	2	1	2	0	1	2		6.51
6	3F<+1Lo+3S<	<	8.03	x -1.20	-2	-2	-2	-2	-2	-1	-1	-1	-2		6.83
7	3Lz<	<	4.62	x -2.10	-3	-3	-3	-3	-3	-3	-3	-3	-3		2.52
8	ChSq1		2.00	0.50	2	1	1	1	0	0	1	1	0		2.50
9	2A+2T		5.06	x 0.36	0	1	1	1	1	0	1	1	0		5.42
10	2A		3.63	x 0.00	0	0	-1	1	0	0	0	0	0		3.63
11	FCSp4		3.20	0.36	1	1	0	1	1	0	1	1	-1		3.56
12	CCoSp3		3.00	0.57	2	1	1	1	1	1	2	1	1		3.57
			56.05												58.03
Program Components			Factor												
Skating Skills			1.60		8.75	8.00	8.75	8.75	8.25	8.75	8.25	8.75	8.75		8.61
Transitions			1.60		8.50	7.50	8.25	8.50	8.00	8.50	8.00	8.50	8.75		8.32
Performance			1.60		8.75	7.75	8.00	8.50	8.00	8.25	8.50	8.50	8.75		8.36
Composition			1.60		9.00	8.00	8.25	8.75	8.25	8.50	8.25	8.50	9.00		8.50
Interpretation of the Music			1.60		9.00	8.00	8.50	8.50	8.50	8.50	8.50	8.75	8.75		8.57
Judges Total Program Component Score (factored)															67.78

Deductions	Falls: -1.00(1)	-1.00
-------------------	-----------------	--------------

< Under-rotated jump x Credit for highlight distribution, base value multiplied by 1.1

Rank	Name	Nation	Starting Number	Total Segment Score	Total Element Score	Total Program Component Score (factored)	Total Deductions
10	Elizabet TURSUNBAEVA	KAZ	14	124.47	61.16	63.31	0.00

#	Executed Elements	Info	Base Value	GOE	J1	J2	J3	J4	J5	J6	J7	J8	J9	Ref	Scores of Panel
1	3Lo		5.10	0.60	0	1	0	1	1	1	1	1	1		5.70
2	3Lz<	<	4.20	-0.80	-1	-1	-1	-1	-1	-2	-2	-1	-1		3.40
3	3F		5.30	0.30	0	0	0	1	1	1	0	1	0		5.60
4	FCSp4		3.20	0.00	0	0	1	0	0	0	0	0	0		3.20
5	ChSq1		2.00	1.10	2	2	2	1	1	1	2	1	2		3.10
6	3S+3T		8.70	1.00	1	2	2	2	1	1	2	1	1		9.70
7	1A		1.21	x 0.00	0	0	0	0	0	0	0	0	0		1.21
8	2A+3T+2T		9.79	x 0.10	0	1	0	0	0	0	1	0	0		9.89
9	3S+2T		6.27	x 0.50	1	1	1	1	1	0	1	0	0		6.77
10	StSq3		3.30	0.79	2	2	1	2	2	1	1	1	2		4.09
11	CCoSp4		3.50	0.79	1	2	1	1	2	2	1	2	2		4.29
12	FCCoSp4		3.50	0.71	0	2	1	1	2	1	1	2	2		4.21
			56.07												61.16
Program Components			Factor												
Skating Skills			1.60		8.00	8.25	8.00	7.50	7.75	8.25	7.50	8.25	8.00		7.96
Transitions			1.60		7.75	8.00	7.50	7.75	7.00	7.50	8.25	7.75	7.75		7.71
Performance			1.60		8.50	8.00	7.50	7.75	7.50	7.75	8.25	8.25	8.00		7.93
Composition			1.60		8.25	8.25	7.75	8.00	7.50	8.00	8.00	8.00	8.00		8.00
Interpretation of the Music			1.60		8.25	8.25	8.00	8.00	7.25	7.75	8.00	7.75	8.00		7.96
Judges Total Program Component Score (factored)															63.31

Deductions		0.00
-------------------	--	-------------

< Under-rotated jump x Credit for highlight distribution, base value multiplied by 1.1

ISU World Figure Skating Championships 2018

LADIES FREE SKATING JUDGES DETAILS PER SKATER

Rank	Name	Nation	Starting Number	Total Segment Score	Total Element Score	Total Program Component Score (factored)	Total Deductions
11	Mirai NAGASU	USA	17	122.31	57.33	64.98	0.00

#	Executed Elements	Info	Base Value	GOE	J1	J2	J3	J4	J5	J6	J7	J8	J9	Ref	Scores of Panel
1	2A		3.30	0.93	2	2	0	2	2	1	2	2	2		4.23
2	3F+3T<	<	8.30	-0.30	-1	-1	0	-1	0	1	-1	0	0		8.00
3	3S		4.40	1.00	1	1	2	2	2	1	2	1	1		5.40
4	CCoSp4		3.50	1.07	2	2	2	2	3	2	3	2	2		4.57
5	FCSq4		3.20	0.79	2	1	2	1	2	1	0	2	2		3.99
6	2A+3T<+2T	<	8.36	x -0.07	-1	-1	1	0	0	0	0	0	0		8.29
7	3Lze<+2T	e	5.39	x -1.80	-3	-2	-3	-3	-2	-1	-3	-2	-3		3.59
8	3F<	<	4.07	x -0.70	-1	-1	-1	-1	-1	-1	-1	-1	0		3.37
9	StSq2		2.60	0.71	2	2	1	1	1	1	1	2	2		3.31
10	ChSq1		2.00	1.20	2	2	2	2	2	1	1	2	1		3.20
11	3Lo		5.61	x 0.00	0	0	1	0	0	-1	0	0	0		5.61
12	LSp4		2.70	1.07	2	2	2	3	2	1	2	2	3		3.77
			53.43												57.33
Program Components			Factor												
Skating Skills			1.60		8.25	8.50	8.50	8.00	8.50	8.50	8.00	8.50	9.00		8.39
Transitions			1.60		8.00	8.25	7.00	7.50	7.00	8.50	7.00	7.50	8.50		7.68
Performance			1.60		8.00	8.50	8.25	7.75	8.50	8.75	8.00	8.50	8.75		8.36
Composition			1.60		8.25	8.25	8.00	7.75	7.50	8.50	7.75	8.25	8.50		8.11
Interpretation of the Music			1.60		8.25	8.50	7.75	7.50	7.00	8.50	8.00	8.25	8.25		8.07
Judges Total Program Component Score (factored)															64.98

Deductions	0.00
-------------------	-------------

< Under-rotated jump x Credit for highlight distribution, base value multiplied by 1.1 e Wrong edge

Rank	Name	Nation	Starting Number	Total Segment Score	Total Element Score	Total Program Component Score (factored)	Total Deductions
12	Mariah BELL	USA	7	115.25	57.77	57.48	0.00

#	Executed Elements	Info	Base Value	GOE	J1	J2	J3	J4	J5	J6	J7	J8	J9	Ref	Scores of Panel
1	3Lz	!	6.00	-2.00	-2	-3	-2	-3	-3	-3	-3	-3	-3		4.00
2	3Lo		5.10	-2.10	-3	-3	-3	-3	-3	-3	-3	-3	-3		3.00
3	3S		4.40	0.30	0	0	1	1	0	0	1	0	1		4.70
4	StSq3		3.30	0.57	2	1	1	1	1	1	1	1	2		3.87
5	2A+3T		8.36	x 0.30	0	1	1	0	1	0	1	0	0		8.66
6	3F+2T		7.26	x 0.30	1	1	1	0	0	1	0	-1	0		7.56
7	3Lz+1Lo+2S	!	8.58	x -0.70	-1	0	0	-1	-1	-1	-2	-2	-1		7.88
8	ChSq1		2.00	0.70	1	1	1	1	1	1	1	2	0		2.70
9	FCCoSp4		3.50	0.50	1	1	1	1	1	0	1	1	1		4.00
10	2A		3.63	x 0.21	0	0	1	1	1	0	1	0	0		3.84
11	CCoSp3		3.00	0.86	1	2	2	2	1	1	2	2	2		3.86
12	LSp4		2.70	1.00	2	2	2	2	2	2	2	2	2		3.70
			57.83												57.77
Program Components			Factor												
Skating Skills			1.60		7.25	7.00	7.25	7.00	6.75	7.50	7.00	7.00	7.50		7.14
Transitions			1.60		7.00	6.50	7.25	7.25	7.00	7.50	6.75	6.75	7.25		7.04
Performance			1.60		7.25	6.75	7.25	7.25	6.50	7.25	7.25	7.00	7.00		7.11
Composition			1.60		7.50	6.75	7.50	7.50	7.00	7.75	7.00	7.25	7.50		7.32
Interpretation of the Music			1.60		7.75	6.75	7.00	7.75	6.75	8.00	7.25	7.25	7.50		7.32
Judges Total Program Component Score (factored)															57.48

Deductions	0.00
-------------------	-------------

x Credit for highlight distribution, base value multiplied by 1.1 ! Not clear edge

ISU World Figure Skating Championships 2018

LADIES FREE SKATING JUDGES DETAILS PER SKATER

Rank	Name	Nation	Starting Number	Total Segment Score	Total Element Score	Total Program Component Score (factored)	Total Deductions
13	Laurine LECAVELIER	FRA	8	113.44	56.98	56.46	0.00

#	Executed Elements	Info	Base Value	GOE	J1	J2	J3	J4	J5	J6	J7	J8	J9	Ref	Scores of Panel
1	3Lz		6.00	-1.40	-2	-2	-2	-2	-2	-2	-2	-2	-2		4.60
2	3F		5.30	-1.00	-1	0	-1	-2	-1	-2	-2	-2	-1		4.30
3	3S		4.40	0.10	0	0	0	1	1	0	0	0	0		4.50
4	FCSp3		2.80	0.64	2	1	2	1	2	1	1	1	0		3.44
5	ChSq1		2.00	0.60	1	1	2	1	1	1	1	0	0		2.60
6	LSp3		2.40	0.36	0	1	1	2	1	1	0	1	0		2.76
7	2A+3T	x	8.36	1.30	1	2	2	2	2	2	2	1	2		9.66
8	3Lo+2T	x	7.04	0.10	0	1	1	0	0	0	0	0	0		7.14
9	3Lz+1Lo+2S	x	8.58	0.20	0	0	1	1	1	0	0	0	-1		8.78
10	CCoSp1		2.00	-0.04	0	0	0	-1	0	0	0	0	-1		1.96
11	StSq3		3.30	0.50	1	2	1	1	1	1	1	1	0		3.80
12	2A		3.30	0.14	0	1	2	0	1	0	0	0	0		3.44
			55.48												56.98
Program Components				Factor											
Skating Skills				1.60	7.25	7.25	7.75	6.75	7.25	7.50	7.00	6.75	5.00		7.11
Transitions				1.60	6.75	7.00	7.25	6.50	6.25	7.00	6.50	5.75	4.50		6.54
Performance				1.60	7.00	7.25	7.75	6.75	7.25	7.50	7.25	7.00	5.00		7.14
Composition				1.60	7.00	7.25	7.50	7.00	7.00	8.00	6.75	7.25	4.50		7.11
Interpretation of the Music				1.60	7.25	7.50	7.75	7.25	7.25	8.25	7.50	7.25	4.75		7.39
Judges Total Program Component Score (factored)															56.46

Deductions	0.00
-------------------	-------------

x Credit for highlight distribution, base value multiplied by 1.1

Rank	Name	Nation	Starting Number	Total Segment Score	Total Element Score	Total Program Component Score (factored)	Total Deductions
14	Nicole SCHOTT	GER	15	112.29	53.54	59.75	1.00

#	Executed Elements	Info	Base Value	GOE	J1	J2	J3	J4	J5	J6	J7	J8	J9	Ref	Scores of Panel
1	3F		5.30	1.00	1	1	2	2	2	0	1	1	2		6.30
2	3T+3T<	<	7.30	-0.70	-1	-1	0	-1	-1	-1	-1	-1	-2		6.60
3	3F+REP		3.71	-2.10	-3	-3	-3	-3	-3	-3	-3	-3	-3		1.61
4	3S+2T+1Lo		6.20	0.00	-1	0	0	0	0	0	0	1	0		6.20
5	3Lo	x	5.61	0.20	0	1	1	0	0	0	0	1	0		5.81
6	FCSp4		3.20	0.50	1	1	1	1	1	1	2	1	1		3.70
7	StSq4		3.90	1.00	2	1	2	2	2	1	1	1	1		4.90
8	2A	x	3.63	0.50	1	1	1	1	1	1	1	1	1		4.13
9	2A+2T	x	5.06	0.00	0	0	0	0	0	0	0	0	0		5.06
10	LSp4		2.70	0.36	0	0	1	1	1	1	1	1	0		3.06
11	ChSq1		2.00	0.60	1	1	1	1	1	0	1	1	0		2.60
12	CCoSp3		3.00	0.57	1	1	1	1	1	0	2	2	1		3.57
			51.61												53.54
Program Components				Factor											
Skating Skills				1.60	7.75	7.50	7.50	7.25	7.00	7.50	7.50	7.50	7.00		7.39
Transitions				1.60	7.50	7.25	7.25	7.25	7.00	7.25	7.50	7.50	6.75		7.29
Performance				1.60	8.00	7.50	7.25	7.50	6.75	7.50	8.00	7.75	6.75		7.46
Composition				1.60	8.00	7.75	7.50	7.75	7.25	7.75	7.50	7.50	7.00		7.57
Interpretation of the Music				1.60	8.25	7.75	7.25	7.50	7.50	7.75	7.75	8.00	6.75		7.64
Judges Total Program Component Score (factored)															59.75

Deductions	Falls: -1.00(1)	-1.00
-------------------	-----------------	--------------

< Under-rotated jump x Credit for highlight distribution, base value multiplied by 1.1 REP Jump repetition

ISU World Figure Skating Championships 2018

LADIES FREE SKATING JUDGES DETAILS PER SKATER

Rank	Name	Nation	Starting Number	Total Segment Score	Total Element Score	Total Program Component Score (factored)				Total Deductions					
15	Hanul KIM	KOR	10	110.54	54.42	56.12				0.00					
#	Executed Elements	Info	Base Value	GOE	J1	J2	J3	J4	J5	J6	J7	J8	J9	Ref	Scores of Panel
1	3Lz		6.00	0.30	0	1	0	1	0	2	1	0	0		6.30
2	2A		3.30	0.93	1	2	2	2	2	2	2	1	2		4.23
3	3Fe+2T+2Lo	e	6.80	-1.00	-2	-1	-1	-2	-1	-1	-2	-1	-2		5.80
4	CCoSp4		3.50	0.64	0	1	1	1	1	2	2	1	2		4.14
5	FSSp4		3.00	0.07	0	1	0	0	0	1	0	0	0		3.07
6	StSq3		3.30	0.64	2	1	0	1	1	2	1	1	2		3.94
7	3Lo		5.61	x 0.70	1	1	1	1	1	1	1	1	1		6.31
8	3Lz+2T		8.03	x 0.40	1	1	0	1	1	2	0	0	0		8.43
9	2S		1.43	x 0.06	0	1	0	1	0	1	0	0	0		1.49
10	ChSq1		2.00	0.60	1	1	0	1	1	2	1	1	0		2.60
11	2A+2T*	*	3.63	x 0.57	2	1	1	1	1	1	2	1	1		4.20
12	LSp4		2.70	1.21	2	2	3	3	2	3	3	2	1		3.91
			49.30											54.42	
Program Components			Factor												
Skating Skills			1.60		7.00	7.25	7.00	6.75	7.00	8.50	7.00	7.00	8.00		7.18
Transitions			1.60		6.75	6.75	5.50	6.75	6.00	8.00	6.00	6.75	7.75		6.68
Performance			1.60		7.50	7.25	6.50	7.25	7.50	8.00	7.00	7.00	7.75		7.32
Composition			1.60		7.25	7.00	6.25	7.00	7.00	8.00	6.25	6.75	7.50		6.96
Interpretation of the Music			1.60		7.00	7.00	5.75	7.25	6.50	8.00	6.75	6.25	7.75		6.93
Judges Total Program Component Score (factored)														56.12	
Deductions														0.00	

* Invalid element x Credit for highlight distribution, base value multiplied by 1.1 e Wrong edge

Rank	Name	Nation	Starting Number	Total Segment Score	Total Element Score	Total Program Component Score (factored)				Total Deductions					
16	Viveca LINDFORS	FIN	12	106.05	53.48	54.57				2.00					
#	Executed Elements	Info	Base Value	GOE	J1	J2	J3	J4	J5	J6	J7	J8	J9	Ref	Scores of Panel
1	3Lz+3T		10.30	-1.40	-2	-2	-2	-3	-2	0	-2	-2	-2		8.90
2	3F	!	5.30	-0.10	-1	0	0	-1	0	0	0	0	0		5.20
3	3S+2T		5.70	0.30	0	0	1	1	0	1	0	1	0		6.00
4	FCSp4		3.20	0.36	1	0	1	0	1	1	1	1	0		3.56
5	2A		3.30	0.00	0	0	0	0	0	0	0	0	0		3.30
6	3Lz		6.00	-2.10	-3	-3	-3	-3	-3	-3	-3	-3	-3		3.90
7	3S		4.84	x -0.70	-1	-1	-1	-1	-1	-1	-1	-1	-1		4.14
8	CCoSp4		3.50	0.79	1	2	2	1	2	1	2	2	1		4.29
9	ChSq1		2.00	0.60	1	0	1	1	1	1	1	1	0		2.60
10	StSq2		2.60	0.50	1	1	1	1	1	1	1	1	0		3.10
11	2A+1Lo<+2F	<	6.16	x -0.36	-1	-1	0	0	0	-1	-1	-1	-1		5.80
12	LSp3		2.40	0.29	0	0	1	1	0	0	1	1	1		2.69
			55.30											53.48	
Program Components			Factor												
Skating Skills			1.60		7.00	7.00	7.25	6.50	6.75	7.00	7.00	7.00	6.00		6.89
Transitions			1.60		6.75	6.75	7.00	6.50	6.50	6.75	7.00	6.50	5.75		6.68
Performance			1.60		7.25	6.75	6.75	6.75	6.25	6.50	7.25	7.25	6.00		6.79
Composition			1.60		7.00	7.00	7.25	7.00	6.50	6.75	6.75	7.00	6.00		6.86
Interpretation of the Music			1.60		7.25	7.00	7.00	7.00	6.50	6.75	7.00	7.00	6.25		6.89
Judges Total Program Component Score (factored)														54.57	
Deductions			Falls: -2.00(2)											-2.00	

< Under-rotated jump x Credit for highlight distribution, base value multiplied by 1.1 ! Not clear edge

ISU World Figure Skating Championships 2018

LADIES FREE SKATING JUDGES DETAILS PER SKATER

Rank	Name	Nation	Starting Number	Total Segment Score	Total Element Score	Total Program Component Score (factored)	Total Deductions
17	Elisabetta LECCARDI	ITA	2	98.04	49.41	48.63	0.00

#	Executed Elements	Info	Base Value	GOE	J1	J2	J3	J4	J5	J6	J7	J8	J9	Ref	Scores of Panel
1	3Lo<	<	3.60	-2.10	-3	-3	-3	-3	-3	-3	-3	-3	-3		1.50
2	3F		5.30	0.00	-1	0	0	0	0	0	0	0	0		5.30
3	2A+3T		7.60	0.00	0	0	-1	0	1	0	0	0	0		7.60
4	CCoSp4		3.50	0.50	1	1	1	1	1	1	1	1	1		4.00
5	3S+2T		5.70	0.00	0	0	-1	0	0	0	0	0	0		5.70
6	3S		4.40	0.00	0	0	0	0	0	0	0	0	0		4.40
7	3T<+2T	<	4.30	-0.80	-1	-2	-2	-1	-1	-1	-1	-1	-1		3.50
8	FSSp4		3.00	0.14	0	1	1	1	0	0	0	0	0		3.14
9	StSq4		3.90	0.70	1	1	0	1	1	1	1	1	2		4.60
10	2A	x	3.63	0.00	0	0	-1	0	0	0	0	0	0		3.63
11	ChSq1		2.00	0.70	1	1	1	1	1	1	1	1	1		2.70
12	LSp4		2.70	0.64	0	1	2	2	1	1	1	1	2		3.34
			49.63												49.41
Program Components			Factor												
Skating Skills			1.60		6.25	6.25	6.25	5.50	5.00	6.75	5.50	6.25	5.25		5.89
Transitions			1.60		6.00	6.00	5.75	5.75	5.25	6.25	6.00	6.00	5.50		5.86
Performance			1.60		6.25	6.50	6.25	6.00	5.50	7.00	6.50	6.25	5.75		6.21
Composition			1.60		6.50	6.50	6.00	6.00	5.25	7.25	6.00	6.25	5.50		6.11
Interpretation of the Music			1.60		6.50	6.75	6.00	6.25	5.00	7.50	6.50	6.25	6.00		6.32
Judges Total Program Component Score (factored)															48.63

Deductions	0.00
-------------------	-------------

< Under-rotated jump x Credit for highlight distribution, base value multiplied by 1.1

Rank	Name	Nation	Starting Number	Total Segment Score	Total Element Score	Total Program Component Score (factored)	Total Deductions
18	Kailani CRAINE	AUS	3	97.51	46.24	51.27	0.00

#	Executed Elements	Info	Base Value	GOE	J1	J2	J3	J4	J5	J6	J7	J8	J9	Ref	Scores of Panel
1	3Lz<	!	4.20	-1.40	-2	-2	-2	-3	-2	-2	-2	-2	-1		2.80
2	3F		5.30	0.40	1	1	0	1	1	1	0	0	0		5.70
3	3Lz<+2T	!	5.50	-1.50	-2	-2	-2	-3	-2	-2	-3	-2	-2		4.00
4	FCCoSp4		3.50	0.29	0	1	1	0	0	1	2	0	1		3.79
5	CCoSp4		3.50	0.50	1	1	1	1	1	2	1	1	1		4.00
6	3Lo<+1Lo<+3S<<	<<	5.83	x -2.10	-3	-3	-3	-3	-3	-3	-3	-2	-3		3.73
7	3Lo	x	5.61	0.70	1	1	1	1	1	1	0	1	1		6.31
8	ChSq1		2.00	0.50	0	0	1	1	1	1	1	0	1		2.50
9	2A	x	3.63	0.00	0	0	0	0	0	0	0	0	0		3.63
10	2A	x	3.63	-1.00	-2	-2	-2	-2	-2	-2	-2	-2	-2		2.63
11	StSq3		3.30	0.36	1	0	0	1	1	1	0	1	1		3.66
12	LSp4		2.70	0.79	0	1	2	2	1	2	1	2	2		3.49
			48.70												46.24
Program Components			Factor												
Skating Skills			1.60		6.50	6.25	6.75	6.50	5.75	6.75	6.00	6.25	6.75		6.43
Transitions			1.60		6.25	5.75	6.00	6.25	5.50	6.50	5.75	6.25	6.50		6.11
Performance			1.60		6.50	6.00	6.50	6.25	6.50	6.75	6.25	6.75	7.25		6.50
Composition			1.60		6.75	6.00	6.25	6.50	6.00	6.75	6.00	6.50	6.75		6.39
Interpretation of the Music			1.60		6.75	6.25	6.50	6.50	5.75	7.00	6.50	6.75	7.00		6.61
Judges Total Program Component Score (factored)															51.27

Deductions	0.00
-------------------	-------------

< Under-rotated jump << Downgraded jump x Credit for highlight distribution, base value multiplied by 1.1 ! Not clear edge

ISU World Figure Skating Championships 2018

LADIES FREE SKATING JUDGES DETAILS PER SKATER

Rank	Name	Nation	Starting Number	Total Segment Score	Total Element Score	Total Program Component Score (factored)						Total Deductions			
19	Eliska BREZINOVA	CZE	9	94.77	45.01	50.76						1.00			
#	Executed Elements	Info	Base Value	GOE	J1	J2	J3	J4	J5	J6	J7	J8	J9	Ref	Scores of Panel
1	3Lz		6.00	-0.10	-1	0	0	0	-1	0	0	0	0		5.90
2	3F		5.30	0.60	0	1	1	1	1	1	0	1	1		5.90
3	1Lz		0.60	-0.07	0	0	0	-1	-1	-1	-1	-1	-1		0.53
4	FCSSp3		2.60	0.43	0	0	1	1	1	1	1	1	1		3.03
5	ChSq1		2.00	0.60	1	1	0	1	1	1	1	0	1		2.60
6	2A+3T		7.60	0.10	0	1	1	0	0	-1	0	0	0		7.70
7	3T		4.73	x -2.10	-3	-3	-3	-3	-3	-3	-3	-3	-3		2.63
8	2A+1Lo+2F		6.27	x 0.07	0	0	1	0	0	0	0	0	1		6.34
9	CCoSp4		3.50	-0.01	0	0	1	0	-1	-1	1	0	-1		3.49
10	2S		1.43	x 0.00	0	0	0	0	0	0	0	0	-1		1.43
11	StSq2		2.60	0.07	1	0	1	0	-1	-1	0	1	0		2.67
12	FCCoSp2		2.50	0.29	0	1	1	1	0	0	1	1	0		2.79
			45.13												45.01
Program Components				Factor											
Skating Skills				1.60	7.25	6.75	6.75	6.50	6.25	6.75	6.50	6.75	6.25		6.61
Transitions				1.60	6.75	6.25	5.50	6.00	5.50	6.50	6.00	6.50	5.75		6.07
Performance				1.60	7.00	6.50	6.25	6.00	6.00	6.75	6.25	6.75	6.00		6.36
Composition				1.60	7.25	6.75	6.25	6.25	6.00	7.00	6.00	6.75	5.75		6.43
Interpretation of the Music				1.60	7.00	6.50	6.00	6.25	5.75	6.75	5.75	6.50	6.00		6.25
Judges Total Program Component Score (factored)															50.76
Deductions				Falls: -1.00(1)											-1.00

x Credit for highlight distribution, base value multiplied by 1.1

Rank	Name	Nation	Starting Number	Total Segment Score	Total Element Score	Total Program Component Score (factored)						Total Deductions			
20	Stanislava KONSTANTINOVA	RUS	11	93.84	43.39	54.45						4.00			
#	Executed Elements	Info	Base Value	GOE	J1	J2	J3	J4	J5	J6	J7	J8	J9	Ref	Scores of Panel
1	3Lz+3T		10.30	-1.00	-2	-2	-3	-2	-1	-1	-1	-1	-1		9.30
2	3Lo		5.10	-2.10	-3	-3	-3	-3	-3	-3	-3	-3	-3		3.00
3	CCoSp4		3.50	1.00	2	2	2	2	2	1	2	2	2		4.50
4	StSq3		3.30	0.57	2	1	1	1	2	1	1	1	1		3.87
5	2F	!	2.09	x -0.26	-1	-1	-1	-1	-1	0	-1	-1	0		1.83
6	3Lz<<	<<	2.31	x -0.90	-3	-3	-3	-3	-2	-3	-3	-3	-3		1.41
7	LSp4		2.70	0.93	1	2	2	2	1	2	2	2	2		3.63
8	3F<	!	4.07	x -2.10	-3	-3	-3	-3	-3	-3	-3	-3	-3		1.97
9	2A+2T		5.06	x -0.21	0	0	0	0	-1	-1	0	-1	-2		4.85
10	ChSq1		2.00	0.70	1	1	1	1	1	1	1	1	0		2.70
11	2A		3.63	x -1.00	-2	-1	-2	-2	-2	-2	-3	-2	-2		2.63
12	FCSp4		3.20	0.50	1	1	1	1	1	1	1	1	1		3.70
			47.26												43.39
Program Components				Factor											
Skating Skills				1.60	7.25	6.75	7.00	7.50	6.75	7.00	7.00	7.25	5.75		7.00
Transitions				1.60	6.75	6.25	6.25	7.25	7.00	7.00	6.75	7.00	5.25		6.71
Performance				1.60	6.75	6.00	6.00	6.75	6.00	6.75	6.50	6.75	4.75		6.39
Composition				1.60	7.25	6.25	6.50	7.50	7.50	7.50	6.75	7.25	5.00		7.00
Interpretation of the Music				1.60	7.25	6.25	6.50	7.00	7.25	7.25	7.00	7.50	5.00		6.93
Judges Total Program Component Score (factored)															54.45
Deductions				Falls: -4.00(3)											-4.00

< Under-rotated jump << Downgraded jump x Credit for highlight distribution, base value multiplied by 1.1 ! Not clear edge

ISU World Figure Skating Championships 2018

LADIES FREE SKATING JUDGES DETAILS PER SKATER

Rank	Name	Nation	Starting Number	Total Segment Score	Total Element Score	Total Program Component Score (factored)	Total Deductions
21	Dasa GRM	SLO	6	92.08	41.01	51.07	0.00

#	Executed Elements	Info	Base Value	GOE	J1	J2	J3	J4	J5	J6	J7	J8	J9	Ref	Scores of Panel
1	3Lze	e	4.20	-1.40	-2	-2	-1	-2	-2	-2	-2	-2	-2		2.80
2	3F<	<	3.70	-1.20	-2	-2	-1	-3	-1	-1	-3	-2	-1		2.50
3	3T+1Lo+2S		6.10	-1.20	-2	-1	-1	-2	-2	-1	-2	-2	-2		4.90
4	2A+2T		4.60	0.36	1	0	1	1	1	0	0	1	1		4.96
5	FCCoSp4		3.50	0.57	1	1	1	1	2	1	2	1	1		4.07
6	3T+2T	x	6.16	-1.20	-2	-2	0	-2	-1	-2	-2	-2	-1		4.96
7	1A	x	1.21	0.00	0	0	0	0	0	-1	0	0	1		1.21
8	2F	x	2.09	0.09	0	1	0	1	0	0	0	1	0		2.18
9	CCoSp4		3.50	0.29	1	1	1	1	0	0	0	0	1		3.79
10	ChSq1		2.00	0.70	1	1	1	1	1	1	1	1	0		2.70
11	StSq3		3.30	0.50	1	1	2	1	1	1	1	1	1		3.80
12	FSSp4		3.00	0.14	0	1	1	0	0	1	0	0	0		3.14
			43.36												41.01
Program Components				Factor											
Skating Skills				1.60	6.50	6.50	6.50	5.75	5.75	7.00	6.75	6.25	7.00		6.46
Transitions				1.60	6.00	6.25	6.25	5.75	5.00	7.00	6.50	6.00	7.00		6.25
Performance				1.60	6.50	6.25	6.50	6.00	5.75	7.00	6.25	6.25	7.00		6.39
Composition				1.60	6.25	6.50	6.25	6.00	5.00	7.25	6.50	6.25	7.00		6.39
Interpretation of the Music				1.60	6.50	6.50	6.50	6.25	5.50	7.25	6.50	6.00	6.75		6.43
Judges Total Program Component Score (factored)															51.07

Deductions	0.00
-------------------	-------------

< Under-rotated jump x Credit for highlight distribution, base value multiplied by 1.1 e Wrong edge

Rank	Name	Nation	Starting Number	Total Segment Score	Total Element Score	Total Program Component Score (factored)	Total Deductions
22	Alexia PAGANINI	SUI	1	91.80	45.56	48.24	2.00

#	Executed Elements	Info	Base Value	GOE	J1	J2	J3	J4	J5	J6	J7	J8	J9	Ref	Scores of Panel
1	3Lz		6.00	-2.10	-3	-3	-3	-3	-3	-3	-3	-3	-3		3.90
2	3Fe<	e	3.20	-2.10	-3	-3	-3	-3	-3	-3	-3	-3	-3		1.10
3	3Lo+2T		6.40	0.00	0	0	0	0	0	0	0	0	0		6.40
4	FCCoSp4		3.50	0.21	0	1	0	1	1	0	0	0	1		3.71
5	ChSq1		2.00	0.70	1	1	1	1	1	0	1	1	1		2.70
6	3Lo<	<	3.96	-0.70	-1	-1	-2	-1	-1	-1	-1	-1	-1		3.26
7	3S	x	4.84	0.40	0	0	1	1	1	1	0	1	0		5.24
8	3T+2T+2Lo	x	8.14	0.00	0	0	0	0	0	0	0	1	0		8.14
9	1A	x	1.21	0.00	0	0	0	0	0	0	0	0	0		1.21
10	FCLSp2		2.40	-0.09	-1	0	0	0	-1	-1	0	0	0		2.31
11	StSq3		3.30	0.29	1	1	0	1	0	0	1	1	0		3.59
12	CCoSp4		3.50	0.50	0	1	1	1	1	1	1	1	1		4.00
			48.45												45.56
Program Components				Factor											
Skating Skills				1.60	6.25	6.50	6.50	6.50	6.00	6.25	6.25	6.50	4.75		6.32
Transitions				1.60	5.75	5.75	6.00	6.00	6.00	5.75	5.75	6.00	4.50		5.86
Performance				1.60	6.00	6.00	5.50	5.75	5.75	6.25	6.25	4.75		5.86	
Composition				1.60	5.75	6.25	6.25	6.50	5.50	6.00	6.00	6.50	4.50		6.04
Interpretation of the Music				1.60	6.25	6.00	6.00	6.25	5.75	6.00	6.50	6.25	4.50		6.07
Judges Total Program Component Score (factored)															48.24

Deductions	Falls: -2.00(2)	-2.00
-------------------	-----------------	--------------

< Under-rotated jump x Credit for highlight distribution, base value multiplied by 1.1 e Wrong edge

ISU World Figure Skating Championships 2018

LADIES FREE SKATING JUDGES DETAILS PER SKATER

Rank	Name	Nation	Starting Number	Total Segment Score	Total Element Score	Total Program Component Score (factored)						Total Deductions
23	Ivett TOTH	HUN	4	86.24	39.11	48.13						1.00

#	Executed Elements	Info	Base Value	GOE	J1	J2	J3	J4	J5	J6	J7	J8	J9	Ref	Scores of Panel
1	3Lz<+2T	<	5.50	-0.90	-1	-2	-2	-1	-1	-2	-1	-1	-1		4.60
2	3F<<	<<	1.90	-0.60	-2	-2	-2	-2	-2	-2	-2	-2	-2		1.30
3	2Lo		1.80	0.00	0	0	0	0	0	0	0	0	0		1.80
4	CCoSp4		3.50	0.50	0	1	1	1	1	2	1	1	1		4.00
5	3Lz<	<	4.20	-2.10	-3	-3	-3	-3	-3	-3	-3	-3	-3		2.10
6	ChSq1		2.00	0.00	0	0	0	0	0	0	0	0	0		2.00
7	2T+1Lo<+1S	<	2.31	x -0.51	-3	-3	-2	-3	-3	-2	-3	-2	-2		1.80
8	3S+2A+SEQ		6.78	x 0.10	0	0	1	0	1	0	0	0	0		6.88
9	FCCoSp4		3.50	0.43	0	1	0	1	1	1	1	1	1		3.93
10	2A		3.63	x 0.00	0	0	0	0	0	0	0	0	0		3.63
11	StSq3		3.30	0.36	0	1	1	1	1	1	1	0	0		3.66
12	LSp4		2.70	0.71	1	1	1	2	2	2	1	2	1		3.41
			41.12											39.11	
Program Components			Factor												
Skating Skills			1.60		6.00	6.25	6.50	6.50	6.25	7.25	6.00	6.00	6.25		6.25
Transitions			1.60		5.25	6.00	5.00	6.00	6.00	6.75	5.75	6.00	6.00		5.86
Performance			1.60		5.75	5.75	6.00	5.75	5.50	6.50	5.75	6.00	5.75		5.82
Composition			1.60		5.50	6.00	5.75	6.00	6.00	7.00	6.50	6.25	6.25		6.11
Interpretation of the Music			1.60		5.25	6.00	5.50	6.25	6.25	6.75	6.00	6.25	6.00		6.04
Judges Total Program Component Score (factored)														48.13	

Deductions	Falls: -1.00(1)	-1.00
-------------------	-----------------	--------------

< Under-rotated jump << Downgraded jump x Credit for highlight distribution, base value multiplied by 1.1

printed: 23/03/2018 22:26:30

ISU World Figure Skating Championships 2018

MEN

Mediolanum Forum	22 Mar 2018 24 Mar 2018	Short Program Free Skating
-------------------------	----------------------------	-------------------------------

Size of Skating Area	:	30m*60m
Ice Conditions	:	very good
Number of Entries	:	37
Number of Participants	:	37

Entry Withdrawn	:	
-----------------	---	--

Short Program			
Duration	:	2:40	+ - 10 Sec.
Segment Factor	:	1.00	
Program Component Factors			
	Skating Skills		1.00
	Transitions		1.00
	Performance		1.00
	Composition		1.00
	Interpretation of the Music		1.00

Free Skating			
Duration	:	4:30	+ - 10 Sec.
Segment Factor	:	1.00	
Program Components Factors			
	Skating Skills		2.00
	Transitions		2.00
	Performance		2.00
	Composition		2.00
	Interpretation of the Music		2.00

ISU World Figure Skating Championships 2018

PANEL OF JUDGES

MEN - SHORT PROGRAM

Officials

Technical Controller	Ms. Yukiko OKABE	ISU
Technical Specialist	Ms. Olga MARKOVA	ISU
Assistant Technical Specialist	Ms. Myriam LORIOL-OBERWILER	ISU

Judges

Referee	Ms. Sally REHORICK	ISU
Judge No.1	Ms. Anna SIEROCKA	ISU
Judge No.2	Ms. Wei SHI	ISU
Judge No.3	Mr. Kenji AMAKO	ISU
Judge No.4	Ms. Saodat NUMANOVA	ISU
Judge No.5	Ms. Tarja RISTANEN	ISU
Judge No.6	Ms. Anna KANTOR	ISU
Judge No.7	Ms. Susan BLATZ	ISU
Judge No.8	Mr. Igor OBRAZTSOV	ISU
Judge No.9	Mr. Peter RANKIN	ISU

Data/Replay Operator

Data Operator	Mr. Matteo BALLABIO	ISU
Replay Operator	Mr. Michael WALDVOGEL	ISU

ISU World Figure Skating Championships 2018

PANEL OF JUDGES

MEN - FREE SKATING

Officials

Technical Controller	Ms. Yukiko OKABE	ISU
Technical Specialist	Ms. Olga MARKOVA	ISU
Assistant Technical Specialist	Ms. Myriam LORIOLOBERWILER	ISU

Judges

Referee	Ms. Sally REHORICK	ISU
Judge No.1	Ms. Agita ABELE	ISU
Judge No.2	Ms. Tarja RISTANEN	ISU
Judge No.3	Mr. Eddy WU	ISU
Judge No.4	Ms. Susan BLATZ	ISU
Judge No.5	Mr. Peter RANKIN	ISU
Judge No.6	Ms. Veronique VERRUE	ISU
Judge No.7	Ms. Anna KANTOR	ISU
Judge No.8	Ms. Anna SIEROCKA	ISU
Judge No.9	Ms. Wendy ENZMANN	ISU

Data/Replay Operator

Data Operator	Mr. Matteo BALLABIO	ISU
Replay Operator	Mr. Michael WALDVOGEL	ISU

Podium Men



1st place
Nathan CHEN
USA

2nd place
Shoma UNO
JPN

3rd place
Mikhail KOLYADA
RUS

Official ISU Sponsors

ISU World Figure Skating Championships 2018

RESULTS

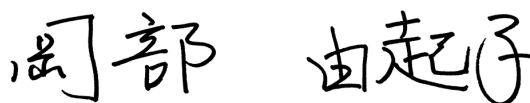
MEN FINAL RESULT

Pl.	Name	Nation	Total Score	SP	FS
1	Nathan CHEN	USA	321.40	1	1
2	Shoma UNO	JPN	273.77	5	2
3	Mikhail KOLYADA	RUS	272.32	2	4
4	Alexei BYCHENKO	ISR	258.28	7	7
5	Kazuki TOMONO	JPN	256.11	11	3
6	Deniss VASILJEVS	LAT	254.86	9	5
7	Dmitri ALIEV	RUS	252.30	13	6
8	Keegan MESSING	CAN	252.30	6	11
9	Misha GE	UZB	249.57	8	9
10	Michal BREZINA	CZE	243.99	17	8
11	Max AARON	USA	241.49	15	10
12	Alexander MAJOROV	SWE	237.79	10	13
13	Keiji TANAKA	JPN	236.66	14	12
14	Vincent ZHOU	USA	235.24	3	19
15	Paul FENTZ	GER	230.92	12	16
16	Romain PONSART	FRA	229.20	16	14
17	Matteo RIZZO	ITA	225.44	18	17
18	Brendan KERRY	AUS	223.85	19	15
19	Boyang JIN	CHN	223.41	4	23
20	Daniel SAMOHIN	ISR	214.01	20	18
21	Julian Zhi Jie YEE	MAS	209.03	21	20
22	Donovan CARRILLO	MEX	200.76	24	21
23	Slavik HAYRAPETYAN	ARM	199.72	23	22
24	Phillip HARRIS	GBR	187.69	22	24
Final not Reached					
25	Nam NGUYEN	CAN	67.79	25	
26	Morisi KVITELASHVILI	GEO	67.01	26	
27	Stephane WALKER	SUI	65.79	27	
28	Burak DEMIRBOGA	TUR	65.43	28	
29	Ivan PAVLOV	UKR	64.18	29	
30	Chih-I TSAO	TPE	64.06	30	
31	Larry LOUPOLOVER	AZE	61.82	31	
32	Abzal RAKIMGALIEV	KAZ	61.19	32	
33	Jinseo KIM	KOR	60.72	33	
34	Nicholas VRDOLJAK	CRO	59.74	34	
35	Valtter VIRTANEN	FIN	55.49	35	
36	Igor REZNICHENKO	POL	51.70	36	
37	Javier RAYA	ESP	50.00	37	



Ms. Sally REHORICK ISU

Referee



Ms. Yukiko OKABE ISU

Technical Controller

ISU World Figure Skating Championships 2018

RESULTS

MEN SHORT PROGRAM

Pl.	Name	Nation	Total Segment Score
1	Nathan CHEN	USA	101.94
2	Mikhail KOLYADA	RUS	100.08
3	Vincent ZHOU	USA	96.78
4	Boyang JIN	CHN	95.85
5	Shoma UNO	JPN	94.26
6	Keegan MESSING	CAN	93.00
7	Alexei BYCHENKO	ISR	90.99
8	Misha GE	UZB	86.01
9	Deniss VASILJEVS	LAT	84.25
10	Alexander MAJOROV	SWE	82.71
11	Kazuki TOMONO	JPN	82.61
12	Paul FENTZ	GER	82.49
13	Dmitri ALIEV	RUS	82.15
14	Keiji TANAKA	JPN	80.17
15	Max AARON	USA	79.78
16	Romain PONSART	FRA	79.55
17	Michal BREZINA	CZE	78.01
18	Matteo RIZZO	ITA	77.43
19	Brendan KERRY	AUS	74.99
20	Daniel SAMOHIN	ISR	72.78
21	Julian Zhi Jie YEE	MAS	72.43
22	Phillip HARRIS	GBR	68.59
23	Slavik HAYRAPETYAN	ARM	68.18
24	Donovan CARRILLO	MEX	68.13
25	Nam NGUYEN	CAN	67.79
26	Morisi KVITELASHVILI	GEO	67.01
27	Stephane WALKER	SUI	65.79
28	Burak DEMIRBOGA	TUR	65.43
29	Ivan PAVLOV	UKR	64.18
30	Chih-I TSAO	TPE	64.06
31	Larry LOUPOLOVER	AZE	61.82
32	Abzal RAKIMGALIEV	KAZ	61.19
33	Jinseo KIM	KOR	60.72
34	Nicholas VRDOLJAK	CRO	59.74
35	Valtter VIRTANEN	FIN	55.49
36	Igor REZNICHENKO	POL	51.70
37	Javier RAYA	ESP	50.00

ISU World Figure Skating Championships 2018

MEN SHORT PROGRAM JUDGES DETAILS PER SKATER

Rank	Name	Nation	Starting Number	Total Segment Score	Total Element Score	Program Component Score (factored)	Total Deductions
1	Nathan CHEN	USA	34	101.94	57.51	44.43	0.00

#	Executed Elements	Info	Base Value	GOE	J1	J2	J3	J4	J5	J6	J7	J8	J9	Ref	Scores of Panel
1	4Lz+3T		17.90	-0.23	-1	-2	1	-1	1	-1	0	0	2		17.67
2	FSSp3		2.60	0.43	0	1	1	1	1	1	1	2	0		3.03
3	CCSp4		3.20	0.43	0	1	1	1	1	2	0	1	1		3.63
4	4F		13.53	x -0.51	0	-2	0	-2	-1	1	0	0	0		13.02
5	3A		9.35	x 0.57	0	1	1	2	0	0	1	0	1		9.92
6	StSq4		3.90	1.70	2	2	3	3	2	2	3	3	2		5.60
7	CCoSp4		3.50	1.14	1	2	3	2	3	2	3	2	2		4.64
			53.98												57.51
	Program Components			Factor											
	Skating Skills			1.00	9.00	9.50	9.00	8.75	8.50	8.75	8.75	8.75	8.75		8.82
	Transitions			1.00	8.75	9.00	8.75	8.75	8.50	8.50	9.25	8.75	8.75		8.75
	Performance			1.00	9.00	9.00	8.75	9.00	8.50	8.75	9.25	9.00	9.00		8.93
	Composition			1.00	9.25	9.00	8.50	8.75	8.75	9.00	9.25	8.75	8.75		8.89
	Interpretation of the Music			1.00	9.25	9.25	8.75	9.00	8.50	9.00	9.25	9.00	9.00		9.04
	Judges Total Program Component Score (factored)														44.43

Deductions	0.00
-------------------	-------------

x Credit for highlight distribution, base value multiplied by 1.1

Rank	Name	Nation	Starting Number	Total Segment Score	Total Element Score	Program Component Score (factored)	Total Deductions
2	Mikhail KOLYADA	RUS	32	100.08	54.86	45.22	0.00

#	Executed Elements	Info	Base Value	GOE	J1	J2	J3	J4	J5	J6	J7	J8	J9	Ref	Scores of Panel
1	4T+3T		14.60	2.57	2	1	2	3	3	2	3	3	3		17.17
2	3Lz		6.00	1.80	2	1	3	2	3	3	3	2	3		7.80
3	FSSp4		3.00	1.00	1	1	2	3	3	2	2	2	2		4.00
4	3A		9.35	x 2.14	2	2	2	3	2	1	2	3	2		11.49
5	CCSp4		3.20	1.00	1	1	3	2	3	2	2	2	2		4.20
6	StSq4		3.90	1.80	2	2	3	3	3	2	3	3	2		5.70
7	CCoSp4		3.50	1.00	2	1	2	2	3	2	2	2	2		4.50
			43.55												54.86
	Program Components			Factor											
	Skating Skills			1.00	9.25	8.75	8.75	9.50	9.25	9.25	9.00	9.25	8.75		9.07
	Transitions			1.00	9.00	8.50	8.50	9.25	9.00	8.75	9.25	9.00	8.50		8.86
	Performance			1.00	9.25	8.75	8.75	9.25	9.25	9.00	9.25	9.50	8.75		9.07
	Composition			1.00	9.50	8.75	8.75	9.50	9.00	9.00	9.25	9.25	9.00		9.11
	Interpretation of the Music			1.00	9.50	8.50	9.00	9.25	9.25	9.25	9.00	9.25	8.75		9.11
	Judges Total Program Component Score (factored)														45.22

Deductions	0.00
-------------------	-------------

x Credit for highlight distribution, base value multiplied by 1.1

ISU World Figure Skating Championships 2018

MEN SHORT PROGRAM JUDGES DETAILS PER SKATER

Rank	Name	Nation	Starting Number	Total Segment Score	Total Element Score	Total Program Component Score (factored)	Total Deductions
3	Vincent ZHOU	USA	27	96.78	57.78	39.00	0.00

#	Executed Elements	Info	Base Value	GOE	J1	J2	J3	J4	J5	J6	J7	J8	J9	Ref	Scores of Panel
1	4Lz+3T		17.90	1.00	1	0	2	1	1	0	2	0	2		18.90
2	4F		12.30	1.29	1	1	2	1	1	1	2	2	1		13.59
3	FCSp4		3.20	0.29	0	1	0	0	1	0	1	1	1		3.49
4	3A	x	9.35	1.29	1	1	2	2	1	1	1	2	1		10.64
5	StSq3		3.30	0.29	0	0	1	0	1	0	2	1	1		3.59
6	CSSp4		3.00	0.50	0	1	1	1	1	1	1	1	1		3.50
7	CCoSp4		3.50	0.57	0	1	2	1	1	0	2	1	2		4.07
			52.55												57.78
	Program Components			Factor											
	Skating Skills			1.00	7.75	7.50	9.00	7.75	7.50	7.50	8.25	8.00	8.00		7.82
	Transitions			1.00	7.50	7.00	8.25	7.25	7.50	7.50	8.00	7.75	7.75		7.61
	Performance			1.00	7.50	7.50	8.50	7.50	7.50	7.75	8.50	8.25	8.25		7.89
	Composition			1.00	7.75	7.50	8.50	7.25	7.75	7.75	8.50	7.75	8.00		7.86
	Interpretation of the Music			1.00	7.50	7.25	8.25	7.50	7.75	7.75	8.50	8.00	8.00		7.82
	Judges Total Program Component Score (factored)														39.00

Deductions	0.00
-------------------	-------------

x Credit for highlight distribution, base value multiplied by 1.1

Rank	Name	Nation	Starting Number	Total Segment Score	Total Element Score	Total Program Component Score (factored)	Total Deductions
4	Boyang JIN	CHN	36	95.85	53.03	42.82	0.00

#	Executed Elements	Info	Base Value	GOE	J1	J2	J3	J4	J5	J6	J7	J8	J9	Ref	Scores of Panel
1	4Lz+3T		17.90	1.71	2	1	2	2	3	1	2	1	2		19.61
2	4T<	<	8.00	-1.71	-2	-2	-1	-1	0	-2	-1	-2	-1		6.29
3	FCSp4		3.20	0.57	0	2	1	1	2	1	1	1	1		3.77
4	3A	x	9.35	1.71	2	2	2	2	2	0	2	1	1		11.06
5	CSSp4		3.00	0.71	1	2	2	2	2	1	1	1	1		3.71
6	CCoSp4		3.50	0.79	1	1	2	2	2	1	1	2	2		4.29
7	StSq3		3.30	1.00	1	3	3	2	2	1	2	2	2		4.30
			48.25												53.03
	Program Components			Factor											
	Skating Skills			1.00	8.50	9.25	9.25	8.50	8.50	8.25	8.75	8.25	8.25		8.57
	Transitions			1.00	8.25	9.25	8.75	8.50	8.50	8.00	8.50	8.25	8.00		8.39
	Performance			1.00	8.25	9.25	9.00	8.75	8.50	8.25	8.75	8.50	8.25		8.57
	Composition			1.00	8.50	9.00	9.00	8.75	8.50	8.50	8.50	8.50	8.25		8.61
	Interpretation of the Music			1.00	8.25	9.25	9.00	8.75	8.50	8.50	8.75	8.75	8.50		8.68
	Judges Total Program Component Score (factored)														42.82

Deductions	0.00
-------------------	-------------

< Under-rotated jump x Credit for highlight distribution, base value multiplied by 1.1

ISU World Figure Skating Championships 2018

MEN SHORT PROGRAM JUDGES DETAILS PER SKATER

Rank	Name	Nation	Starting Number	Total Segment Score	Total Element Score	Program Component Score (factored)	Total Deductions
5	Shoma UNO	JPN	37	94.26	47.90	46.36	0.00

#	Executed Elements	Info	Base Value	GOE	J1	J2	J3	J4	J5	J6	J7	J8	J9	Ref	Scores of Panel
1	4T		10.30	2.29	1	2	2	2	3	2	3	2	3		12.59
2	FCSp4		3.20	1.00	2	2	2	2	2	2	2	2	2		4.20
3	StSq4		3.90	1.70	2	2	3	3	3	2	3	2	2		5.60
4	3S+2T	x	6.27	-1.40	-2	-1	-2	-2	-2	-2	-2	-2	-2		4.87
5	3A	x	9.35	2.43	2	1	3	3	3	2	3	2	2		11.78
6	CSSp4		3.00	1.00	2	2	2	2	1	2	2	2	2		4.00
7	CCoSp4		3.50	1.36	2	2	3	2	3	3	3	3	3		4.86
			39.52												47.90
	Program Components			Factor											
	Skating Skills			1.00	9.25	9.25	8.75	9.25	9.50	9.25	9.50	9.50	9.00		9.29
	Transitions			1.00	9.25	9.25	9.00	9.00	9.50	8.75	9.75	9.25	8.75		9.14
	Performance			1.00	9.25	9.00	9.25	9.50	9.25	9.00	9.25	9.00	9.25		9.18
	Composition			1.00	9.50	9.25	9.50	9.50	9.50	9.25	9.50	9.25	9.00		9.39
	Interpretation of the Music			1.00	9.50	9.25	9.50	9.25	9.50	9.25	9.50	9.25	9.25		9.36
	Judges Total Program Component Score (factored)														46.36

Deductions	0.00
-------------------	-------------

x Credit for highlight distribution, base value multiplied by 1.1

Rank	Name	Nation	Starting Number	Total Segment Score	Total Element Score	Program Component Score (factored)	Total Deductions
6	Keegan MESSING	CAN	20	93.00	51.35	41.65	0.00

#	Executed Elements	Info	Base Value	GOE	J1	J2	J3	J4	J5	J6	J7	J8	J9	Ref	Scores of Panel
1	4T+3T		14.60	1.57	1	1	2	2	2	0	2	1	2		16.17
2	3A		8.50	1.86	1	2	2	2	2	1	2	2	3		10.36
3	FCSp4		3.20	1.07	2	2	3	2	2	1	2	3	2		4.27
4	CSSp4		3.00	0.86	1	2	2	2	2	1	1	2	2		3.86
5	StSq3		3.30	0.93	2	2	1	2	2	1	2	2	2		4.23
6	3Lz	x	6.60	1.00	1	1	2	1	2	1	1	2	2		7.60
7	CCoSp4		3.50	1.36	2	2	3	3	3	2	3	3	3		4.86
			42.70												51.35
	Program Components			Factor											
	Skating Skills			1.00	8.25	8.25	8.75	8.00	8.00	8.00	8.50	8.25	8.75		8.29
	Transitions			1.00	8.25	7.75	9.25	7.75	7.75	7.75	8.50	8.00	8.75		8.11
	Performance			1.00	8.25	8.25	9.00	8.25	8.25	7.75	9.00	8.50	9.00		8.50
	Composition			1.00	8.25	8.00	9.00	8.00	8.00	8.00	8.75	8.25	8.75		8.29
	Interpretation of the Music			1.00	8.50	8.25	9.25	8.25	8.25	8.00	8.75	8.50	8.75		8.46
	Judges Total Program Component Score (factored)														41.65

Deductions	0.00
-------------------	-------------

x Credit for highlight distribution, base value multiplied by 1.1

ISU World Figure Skating Championships 2018

MEN SHORT PROGRAM JUDGES DETAILS PER SKATER

Rank	Name	Nation	Starting Number	Total Segment Score	Total Element Score	Program Score (factored)	Component Score (factored)	Total Deductions
7	Alexei BYCHENKO	ISR	33	90.99	48.39		42.60	0.00

#	Executed Elements	Info	Base Value	GOE	J1	J2	J3	J4	J5	J6	J7	J8	J9	Ref	Scores of Panel
1	3A		8.50	2.00	2	2	2	2	2	2	2	2	2		10.50
2	4T		10.30	1.57	1	0	2	2	2	2	1	1	2		11.87
3	CCoSp4		3.50	0.29	0	0	2	1	-1	1	0	1	1		3.79
4	3Lz+3T	x	11.33	1.40	0	2	2	2	2	2	2	2	2		12.73
5	FCSp2		2.30	0.43	0	1	2	1	0	1	1	1	1		2.73
6	StSq2		2.60	1.00	2	2	3	2	2	2	2	2	2		3.60
7	CSSp3		2.60	0.57	0	1	2	1	1	1	1	1	2		3.17
			41.13												48.39
	Program Components			Factor											
	Skating Skills			1.00	8.75	8.25	8.50	8.50	7.75	8.50	8.50	8.25	8.75		8.46
	Transitions			1.00	8.50	8.25	8.25	8.25	7.75	8.25	8.50	8.25	8.75		8.32
	Performance			1.00	8.50	8.50	8.50	9.00	8.00	8.75	8.75	8.50	9.00		8.64
	Composition			1.00	8.50	8.25	8.25	8.75	8.25	8.75	8.50	8.50	8.75		8.50
	Interpretation of the Music			1.00	8.75	8.25	8.75	9.00	8.25	8.75	8.75	8.50	9.00		8.68
	Judges Total Program Component Score (factored)														42.60

Deductions	0.00
-------------------	-------------

x Credit for highlight distribution, base value multiplied by 1.1

Rank	Name	Nation	Starting Number	Total Segment Score	Total Element Score	Program Score (factored)	Component Score (factored)	Total Deductions
8	Misha GE	UZB	31	86.01	43.51		42.50	0.00

#	Executed Elements	Info	Base Value	GOE	J1	J2	J3	J4	J5	J6	J7	J8	J9	Ref	Scores of Panel
1	3A		8.50	0.29	-1	0	1	0	1	0	0	0	1		8.79
2	3Lz+3T		10.30	0.80	1	1	2	2	1	1	1	1	1		11.10
3	CCSp4		3.20	0.43	0	1	1	1	1	1	1	1	0		3.63
4	3F	!	5.83	0.50	1	1	1	1	1	0	0	1	-1		6.33
5	FSSp4		3.00	0.43	0	1	1	2	1	1	1	1	0		3.43
6	StSq4		3.90	1.90	2	2	3	3	3	3	3	3	1		5.80
7	CCoSp4		3.50	0.93	2	1	3	2	2	2	2	2	1		4.43
			38.23												43.51
	Program Components			Factor											
	Skating Skills			1.00	8.25	8.75	8.25	8.75	8.50	8.25	8.00	7.75	7.50		8.25
	Transitions			1.00	8.25	8.75	8.75	8.25	8.25	8.00	8.75	8.00	7.50		8.32
	Performance			1.00	8.25	9.25	8.75	9.25	8.50	8.75	8.50	8.25	7.50		8.61
	Composition			1.00	8.50	8.75	9.00	9.25	8.50	8.75	8.50	8.25	7.75		8.61
	Interpretation of the Music			1.00	8.50	9.00	9.00	9.00	8.50	8.75	9.00	8.25	7.75		8.71
	Judges Total Program Component Score (factored)														42.50

Deductions	0.00
-------------------	-------------

x Credit for highlight distribution, base value multiplied by 1.1 ! Not clear edge

ISU World Figure Skating Championships 2018

MEN SHORT PROGRAM JUDGES DETAILS PER SKATER

Rank	Name	Nation	Starting Number	Total Segment Score	Total Element Score	Program Component Score (factored)	Total Deductions
9	Deniss VASILJEVS	LAT	29	84.25	43.10	41.15	0.00

#	Executed Elements	Info	Base Value	GOE	J1	J2	J3	J4	J5	J6	J7	J8	J9	Ref	Scores of Panel
1	3Lz+3T		10.30	0.80	1	1	2	1	2	0	2	1	0		11.10
2	3A		8.50	1.43	1	1	2	1	3	1	2	2	0		9.93
3	CCSp4		3.20	0.50	2	0	2	1	1	1	1	1	0		3.70
4	3F	x	5.83	1.00	1	1	2	1	2	1	2	1	2		6.83
5	CCoSp4		3.50	0.36	2	1	1	0	1	0	1	0	1		3.86
6	StSq3		3.30	1.07	2	1	3	2	3	2	2	2	2		4.37
7	FSSp3		2.60	0.71	2	1	3	1	1	2	2	1	1		3.31
			37.23												43.10
	Program Components			Factor											
	Skating Skills			1.00	8.25	7.25	8.25	8.25	8.25	8.25	8.50	8.25	7.75		8.18
	Transitions			1.00	8.25	7.00	8.50	8.00	8.25	7.75	8.25	8.00	8.00		8.07
	Performance			1.00	8.50	7.50	8.50	8.25	8.50	8.00	8.50	8.25	8.00		8.29
	Composition			1.00	8.50	7.50	8.75	8.25	8.50	8.00	8.50	8.00	8.00		8.25
	Interpretation of the Music			1.00	8.50	7.75	9.00	8.25	8.50	8.25	8.75	8.25	8.00		8.36
	Judges Total Program Component Score (factored)														41.15

Deductions	0.00
-------------------	-------------

x Credit for highlight distribution, base value multiplied by 1.1

Rank	Name	Nation	Starting Number	Total Segment Score	Total Element Score	Program Component Score (factored)	Total Deductions
10	Alexander MAJOROV	SWE	24	82.71	46.07	36.64	0.00

#	Executed Elements	Info	Base Value	GOE	J1	J2	J3	J4	J5	J6	J7	J8	J9	Ref	Scores of Panel
1	4T		10.30	0.57	1	-2	2	1	0	0	0	1	1		10.87
2	3A		8.50	0.14	0	0	0	0	1	0	0	1	0		8.64
3	FCSp4		3.20	0.07	0	0	0	1	1	0	0	0	0		3.27
4	3F+3T	x	10.56	0.40	0	0	2	1	1	0	1	0	1		10.96
5	CSSp4		3.00	0.50	1	1	1	2	1	1	0	1	1		3.50
6	StSq4		3.90	1.00	2	1	2	2	2	1	1	1	1		4.90
7	CCoSp4		3.50	0.43	0	1	1	1	1	1	0	1	1		3.93
			42.96												46.07
	Program Components			Factor											
	Skating Skills			1.00	7.75	6.75	7.50	7.50	7.25	7.50	6.75	7.75	7.50		7.39
	Transitions			1.00	7.50	6.75	7.25	7.25	7.00	7.00	6.50	7.50	7.00		7.11
	Performance			1.00	7.75	7.00	7.50	7.50	7.25	7.25	6.75	7.75	7.25		7.36
	Composition			1.00	7.75	7.00	7.50	7.50	7.25	7.00	6.50	7.50	7.50		7.32
	Interpretation of the Music			1.00	7.75	7.25	7.75	7.25	7.50	7.50	7.00	7.75	7.25		7.46
	Judges Total Program Component Score (factored)														36.64

Deductions	0.00
-------------------	-------------

x Credit for highlight distribution, base value multiplied by 1.1

ISU World Figure Skating Championships 2018

MEN SHORT PROGRAM JUDGES DETAILS PER SKATER

Rank	Name	Nation	Starting Number	Total Segment Score	Total Element Score	Program Component Score (factored)	Total Deductions
11	Kazuki TOMONO	JPN	12	82.61	46.07	36.54	0.00

#	Executed Elements	Info	Base Value	GOE	J1	J2	J3	J4	J5	J6	J7	J8	J9	Ref	Scores of Panel
1	4S		10.50	0.23	0	-2	1	-2	1	0	1	1	1		10.73
2	3F+3T		9.60	0.60	0	0	1	1	1	1	1	1	2		10.20
3	CSSp4		3.00	0.43	0	1	0	1	1	1	1	1	1		3.43
4	StSq3		3.30	0.64	2	1	2	1	1	1	0	1	2		3.94
5	FCSp4		3.20	0.29	0	1	0	1	1	0	1	1	0		3.49
6	3A	x	9.35	0.86	1	0	1	1	1	0	2	1	1		10.21
7	CCoSp4		3.50	0.57	1	1	2	1	1	1	1	1	2		4.07
			42.45												46.07
	Program Components			Factor											
	Skating Skills			1.00	7.25	7.00	7.50	7.25	7.50	7.25	7.75	7.25	7.25		7.32
	Transitions			1.00	7.00	6.75	7.00	7.00	7.00	7.00	7.75	7.25	7.50		7.11
	Performance			1.00	7.00	7.00	7.25	7.50	7.50	7.25	7.75	8.00	7.75		7.43
	Composition			1.00	7.25	6.75	7.50	7.25	7.25	7.00	8.00	7.50	7.50		7.32
	Interpretation of the Music			1.00	7.00	7.00	7.50	7.25	7.25	7.25	7.50	7.75	7.75		7.36
	Judges Total Program Component Score (factored)														36.54

Deductions	0.00
-------------------	-------------

x Credit for highlight distribution, base value multiplied by 1.1

Rank	Name	Nation	Starting Number	Total Segment Score	Total Element Score	Program Component Score (factored)	Total Deductions
12	Paul FENTZ	GER	17	82.49	45.66	36.83	0.00

#	Executed Elements	Info	Base Value	GOE	J1	J2	J3	J4	J5	J6	J7	J8	J9	Ref	Scores of Panel
1	4T+3T		14.60	1.43	1	1	2	2	2	0	1	1	2		16.03
2	3A		8.50	1.71	1	2	2	1	2	0	2	2	3		10.21
3	FCSp4		3.20	0.50	1	2	1	1	0	1	1	1	1		3.70
4	StSq3		3.30	0.50	1	1	2	1	1	0	1	1	1		3.80
5	3Lz	x	6.60	-0.70	-1	-2	-2	-2	0	-1	0	-1	1		5.90
6	CSSp3		2.60	0.21	0	0	0	1	1	0	1	0	2		2.81
7	CCoSp3		3.00	0.21	0	1	1	0	1	0	0	0	1		3.21
			41.80												45.66
	Program Components			Factor											
	Skating Skills			1.00	7.50	7.25	7.50	7.25	7.25	7.25	7.50	7.25	8.25		7.36
	Transitions			1.00	7.25	7.00	7.25	7.00	7.25	7.00	7.00	7.00	8.00		7.11
	Performance			1.00	7.50	7.50	7.50	7.50	7.25	7.00	7.75	7.50	8.25		7.50
	Composition			1.00	7.50	7.00	7.50	7.25	7.50	7.25	7.50	7.00	8.50		7.36
	Interpretation of the Music			1.00	7.50	7.25	7.75	7.50	7.50	7.25	7.75	7.25	8.50		7.50
	Judges Total Program Component Score (factored)														36.83

Deductions	0.00
-------------------	-------------

x Credit for highlight distribution, base value multiplied by 1.1

ISU World Figure Skating Championships 2018

MEN SHORT PROGRAM JUDGES DETAILS PER SKATER

Rank	Name	Nation	Starting Number	Total Segment Score	Total Element Score	Program Score (factored)	Component Score (factored)	Total Deductions
13	Dmitri ALIEV	RUS	35	82.15	39.61		42.54	0.00

#	Executed Elements	Info	Base Value	GOE	J1	J2	J3	J4	J5	J6	J7	J8	J9	Ref	Scores of Panel
1	4Lz<+3T	<	13.80	-0.17	0	0	-1	0	1	-1	0	0	0		13.63
2	3T*	*	0.00	0.00	-	-	-	-	-	-	-	-	-		0.00
3	FCSp3		2.80	0.29	0	0	1	1	0	1	1	2	0		3.09
4	3A	x	9.35	0.14	0	0	0	0	1	0	1	0	0		9.49
5	CSSp4		3.00	0.79	0	1	1	2	2	2	1	2	2		3.79
6	StSq4		3.90	1.50	2	2	2	2	3	2	2	3	2		5.40
7	CCoSp4		3.50	0.71	1	1	2	2	2	1	1	2	1		4.21
			36.35												39.61
Program Components				Factor											
Skating Skills				1.00	8.75	8.50	8.00	8.50	8.25	8.75	8.75	8.75	8.50		8.57
Transitions				1.00	8.50	8.25	8.25	8.50	8.25	8.25	8.25	8.50	8.25		8.32
Performance				1.00	8.50	8.25	8.50	8.75	8.25	8.50	8.50	8.75	8.50		8.50
Composition				1.00	8.75	8.25	8.50	8.75	8.50	8.50	8.50	8.75	8.25		8.54
Interpretation of the Music				1.00	8.75	8.50	8.50	8.75	8.50	8.75	8.50	9.00	8.50		8.61
Judges Total Program Component Score (factored)															42.54

Deductions	0.00
-------------------	-------------

< Under-rotated jump * Invalid element x Credit for highlight distribution, base value multiplied by 1.1

Rank	Name	Nation	Starting Number	Total Segment Score	Total Element Score	Program Score (factored)	Component Score (factored)	Total Deductions
14	Keiji TANAKA	JPN	30	80.17	40.16		40.01	0.00

#	Executed Elements	Info	Base Value	GOE	J1	J2	J3	J4	J5	J6	J7	J8	J9	Ref	Scores of Panel
1	4S		10.50	0.57	0	-1	1	1	1	0	0	1	1		11.07
2	3F+3T		9.60	0.90	1	1	1	1	2	1	2	2	1		10.50
3	FCSp3		2.80	0.50	1	1	1	1	1	1	0	1	1		3.30
4	CSSp4		3.00	0.14	0	0	1	1	-1	0	0	0	1		3.14
5	2A	x	3.63	0.36	0	0	1	1	1	0	1	1	1		3.99
6	StSq3		3.30	0.86	2	1	2	2	2	1	1	2	2		4.16
7	CCoSp4		3.50	0.50	0	1	1	1	1	1	1	1	2		4.00
			36.33												40.16
Program Components				Factor											
Skating Skills				1.00	8.25	7.00	8.50	8.25	7.50	8.25	7.50	8.00	8.50		8.04
Transitions				1.00	8.00	7.00	8.00	8.00	7.50	7.75	7.50	7.75	8.25		7.79
Performance				1.00	8.25	7.25	8.25	8.25	7.75	8.00	7.75	8.25	8.25		8.07
Composition				1.00	8.25	7.00	8.25	8.50	7.50	8.25	7.75	8.00	8.50		8.07
Interpretation of the Music				1.00	8.50	7.25	8.50	8.25	7.50	8.25	7.50	8.00	8.25		8.04
Judges Total Program Component Score (factored)															40.01

Deductions	0.00
-------------------	-------------

x Credit for highlight distribution, base value multiplied by 1.1

ISU World Figure Skating Championships 2018

MEN SHORT PROGRAM JUDGES DETAILS PER SKATER

Rank	Name	Nation	Starting Number	Total Segment Score	Total Element Score	Program Component Score (factored)	Total Deductions
15	Max AARON	USA	28	79.78	40.99	38.79	0.00

#	Executed Elements	Info	Base Value	GOE	J1	J2	J3	J4	J5	J6	J7	J8	J9	Ref	Scores of Panel
1	4S		10.50	-2.86	-2	-3	-2	-3	-3	-2	-2	-1	-2		7.64
2	3Lz+3T		10.30	0.60	0	0	1	1	2	0	2	1	1		10.90
3	FCSp2		2.30	0.36	0	1	0	1	1	1	1	1	0		2.66
4	3A	x	9.35	-1.14	-1	-2	0	-2	-1	-2	-1	-1	0		8.21
5	CSSp4		3.00	0.43	0	1	1	1	1	1	1	1	0		3.43
6	StSq3		3.30	0.64	1	1	2	1	1	1	2	1	2		3.94
7	CCoSp4		3.50	0.71	1	1	3	1	2	1	2	1	2		4.21
			42.25												40.99
	Program Components			Factor											
	Skating Skills			1.00	7.50	7.50	7.75	8.00	8.25	8.00	8.00	8.25	7.50		7.86
	Transitions			1.00	7.25	7.50	8.00	7.50	7.75	7.50	7.25	7.50	7.50		7.50
	Performance			1.00	7.25	7.50	8.25	7.75	8.00	7.75	7.75	8.00	7.75		7.79
	Composition			1.00	7.50	7.50	8.25	7.75	8.25	7.75	7.50	7.75	7.75		7.75
	Interpretation of the Music			1.00	7.50	7.75	8.50	7.75	8.25	7.75	7.75	8.25	7.75		7.89
	Judges Total Program Component Score (factored)														38.79

Deductions	0.00
-------------------	-------------

x Credit for highlight distribution, base value multiplied by 1.1

Rank	Name	Nation	Starting Number	Total Segment Score	Total Element Score	Program Component Score (factored)	Total Deductions
16	Romain PONSART	FRA	7	79.55	44.62	34.93	0.00

#	Executed Elements	Info	Base Value	GOE	J1	J2	J3	J4	J5	J6	J7	J8	J9	Ref	Scores of Panel
1	4T		10.30	-1.37	0	-2	-2	-1	-2	-1	-1	-1	1		8.93
2	3A		8.50	1.71	1	2	2	2	2	1	1	2	2		10.21
3	FCSp4		3.20	0.50	1	2	1	1	1	1	1	1	1		3.70
4	3Lz+3T	x	11.33	0.00	0	-1	0	-1	1	0	0	0	1		11.33
5	StSq2		2.60	0.64	2	2	0	2	1	1	1	1	1		3.24
6	CSSp4		3.00	0.21	0	0	1	1	1	0	0	0	2		3.21
7	CCoSp4		3.50	0.50	1	1	1	1	2	1	1	1	1		4.00
			42.43												44.62
	Program Components			Factor											
	Skating Skills			1.00	6.75	7.00	7.25	7.25	7.50	7.25	7.00	6.75	7.25		7.11
	Transitions			1.00	6.50	6.50	6.25	7.00	6.75	6.50	6.75	6.50	7.00		6.64
	Performance			1.00	6.75	7.50	6.75	7.50	7.00	7.00	7.25	7.00	7.25		7.11
	Composition			1.00	6.75	7.00	6.75	7.25	7.00	7.00	7.25	6.75	7.00		6.96
	Interpretation of the Music			1.00	6.75	7.25	6.75	7.25	7.25	7.25	7.00	7.00	7.25		7.11
	Judges Total Program Component Score (factored)														34.93

Deductions	0.00
-------------------	-------------

x Credit for highlight distribution, base value multiplied by 1.1

ISU World Figure Skating Championships 2018

MEN SHORT PROGRAM JUDGES DETAILS PER SKATER

Rank	Name	Nation	Starting Number	Total Segment Score	Total Element Score	Program Score (factored)	Component Score (factored)	Total Deductions
17	Michal BREZINA	CZE	21	78.01	39.23		39.78	1.00

#	Executed Elements	Info	Base Value	GOE	J1	J2	J3	J4	J5	J6	J7	J8	J9	Ref	Scores of Panel
1	4S		10.50	-4.00	-3	-3	-3	-3	-3	-3	-3	-3	-3		6.50
2	3A		8.50	1.43	1	1	1	2	2	1	1	2	2		9.93
3	FSSp3		2.60	0.64	1	2	2	2	1	1	1	1	1		3.24
4	CCSp3		2.80	0.50	1	1	1	1	1	0	1	1	1		3.30
5	3F+2T	x	7.26	0.70	1	1	1	1	1	1	1	1	1		7.96
6	StSq3		3.30	0.86	2	2	3	2	2	1	1	2	1		4.16
7	CCoSp4		3.50	0.64	1	1	2	1	1	2	1	1	2		4.14
			38.46												39.23
	Program Components			Factor											
	Skating Skills			1.00	8.25	8.00	7.75	8.25	8.00	8.25	8.00	8.25	7.75		8.07
	Transitions			1.00	8.00	7.00	8.00	8.00	7.50	7.50	7.50	8.00	7.50		7.71
	Performance			1.00	8.00	7.75	8.00	8.50	8.00	7.75	7.75	8.00	7.50		7.89
	Composition			1.00	8.25	7.50	8.25	8.25	7.75	8.00	8.00	8.25	7.75		8.04
	Interpretation of the Music			1.00	8.25	7.75	8.50	8.50	7.75	8.25	7.75	8.25	7.50		8.07
	Judges Total Program Component Score (factored)														39.78

Deductions	Falls: -1.00(1)	-1.00
-------------------	-----------------	--------------

x Credit for highlight distribution, base value multiplied by 1.1

Rank	Name	Nation	Starting Number	Total Segment Score	Total Element Score	Program Score (factored)	Component Score (factored)	Total Deductions
18	Matteo RIZZO	ITA	23	77.43	40.47		36.96	0.00

#	Executed Elements	Info	Base Value	GOE	J1	J2	J3	J4	J5	J6	J7	J8	J9	Ref	Scores of Panel
1	3A		8.50	1.29	1	2	2	1	2	1	1	1	1		9.79
2	3F		5.30	-1.30	-2	-2	-2	-2	-1	-3	0	-2	-2		4.00
3	CCSp4		3.20	0.01	-1	-2	-1	0	-1	1	1	1	0		3.21
4	3Lz+3T	x	11.33	0.60	0	1	1	1	1	0	1	1	1		11.93
5	FSSp4		3.00	0.31	-1	-1	1	1	1	1	1	0	1		3.31
6	StSq3		3.30	0.64	1	1	2	1	2	1	2	1	1		3.94
7	CCoSp4		3.50	0.79	1	0	2	1	2	1	2	2	2		4.29
			38.13												40.47
	Program Components			Factor											
	Skating Skills			1.00	7.75	7.00	7.00	7.25	7.25	7.50	8.25	7.50	7.25		7.36
	Transitions			1.00	7.50	7.00	6.75	7.00	7.50	7.25	8.25	7.50	6.75		7.21
	Performance			1.00	7.50	7.00	7.25	7.50	7.50	7.50	8.50	7.75	7.00		7.43
	Composition			1.00	7.75	7.25	7.00	7.25	7.50	7.50	8.25	7.75	7.25		7.46
	Interpretation of the Music			1.00	7.75	7.25	7.25	7.50	7.50	7.50	8.50	7.75	7.25		7.50
	Judges Total Program Component Score (factored)														36.96

Deductions		0.00
-------------------	--	-------------

x Credit for highlight distribution, base value multiplied by 1.1

ISU World Figure Skating Championships 2018

MEN SHORT PROGRAM JUDGES DETAILS PER SKATER

Rank	Name	Nation	Starting Number	Total Segment Score	Total Element Score	Total Program Component Score (factored)	Total Deductions
19	Brendan KERRY	AUS	2	74.99	40.85	34.14	0.00

#	Executed Elements	Info	Base Value	GOE	J1	J2	J3	J4	J5	J6	J7	J8	J9	Ref	Scores of Panel
1	4T		10.30	-1.71	-3	-1	-2	-2	-2	-1	-1	-1	-1		8.59
2	3Lz+3T		10.30	0.30	1	1	1	0	0	0	0	0	2		10.60
3	CCSp4		3.20	0.36	1	0	1	1	0	1	0	1	1		3.56
4	3A	x	9.35	-1.86	-2	-1	-2	-2	-2	-2	-2	-2	-1		7.49
5	StSq3		3.30	0.57	2	1	2	1	1	0	1	1	1		3.87
6	FSSp3		2.60	0.43	1	1	1	1	1	0	0	1	2		3.03
7	CCoSp4		3.50	0.21	0	-1	1	1	0	0	0	1	1		3.71
			42.55												40.85
	Program Components			Factor											
	Skating Skills			1.00	6.75	6.25	7.25	7.25	6.50	6.75	7.25	7.00	7.25		6.96
	Transitions			1.00	6.50	6.00	6.75	7.00	6.00	6.50	6.75	6.50	7.00		6.57
	Performance			1.00	6.50	6.00	7.00	7.25	6.50	6.75	7.25	6.75	7.25		6.86
	Composition			1.00	6.75	6.50	7.25	7.50	6.25	6.75	7.00	6.75	7.25		6.89
	Interpretation of the Music			1.00	6.75	6.25	7.00	7.25	6.25	7.00	7.00	6.75	7.25		6.86
	Judges Total Program Component Score (factored)														34.14

Deductions	0.00
-------------------	-------------

x Credit for highlight distribution, base value multiplied by 1.1

Rank	Name	Nation	Starting Number	Total Segment Score	Total Element Score	Total Program Component Score (factored)	Total Deductions
20	Daniel SAMOHIN	ISR	26	72.78	39.45	36.33	3.00

#	Executed Elements	Info	Base Value	GOE	J1	J2	J3	J4	J5	J6	J7	J8	J9	Ref	Scores of Panel
1	4T+3T		14.60	-1.03	-1	-1	-1	-1	-1	0	0	-1	-1		13.57
2	4S		10.50	-4.00	-3	-3	-3	-3	-3	-3	-3	-3	-3		6.50
3	CCoSp4		3.50	0.43	0	0	2	1	1	1	1	1	1		3.93
4	3A	x	9.35	-3.00	-3	-3	-3	-3	-3	-3	-3	-3	-3		6.35
5	StSq3		3.30	0.71	1	1	2	1	2	1	1	2	2		4.01
6	FCSp2		2.30	-0.17	0	-2	-1	-1	0	0	-1	-1	0		2.13
7	CSSp4		3.00	-0.04	-1	0	0	1	0	0	-2	0	0		2.96
			46.55												39.45
	Program Components			Factor											
	Skating Skills			1.00	7.50	7.25	7.25	7.50	7.00	7.75	7.00	7.75	7.75		7.43
	Transitions			1.00	7.00	6.75	7.00	7.25	6.50	7.25	6.50	7.50	7.50		7.04
	Performance			1.00	7.25	7.00	7.00	7.00	6.75	7.50	6.25	7.25	7.75		7.11
	Composition			1.00	7.50	7.25	7.25	7.25	7.00	8.00	6.75	7.50	7.75		7.36
	Interpretation of the Music			1.00	7.50	7.00	7.50	7.25	7.00	8.00	6.75	7.50	8.00		7.39
	Judges Total Program Component Score (factored)														36.33

Deductions	Time violation: -1.00	Falls: -2.00(2)	-3.00
-------------------	-----------------------	-----------------	--------------

x Credit for highlight distribution, base value multiplied by 1.1

ISU World Figure Skating Championships 2018

MEN SHORT PROGRAM JUDGES DETAILS PER SKATER

Rank	Name	Nation	Starting Number	Total Segment Score	Total Element Score	Program Component Score (factored)	Total Deductions
21	Julian Zhi Jie YEE	MAS	9	72.43	39.39	33.04	0.00

#	Executed Elements	Info	Base Value	GOE	J1	J2	J3	J4	J5	J6	J7	J8	J9	Ref	Scores of Panel
1	3A		8.50	-0.86	0	-1	-2	-1	-1	-1	0	-1	-1		7.64
2	3Lz		6.00	0.40	1	0	1	1	1	1	0	0	0		6.40
3	FCSp4		3.20	0.07	0	1	0	0	0	0	0	1	0		3.27
4	3F+3T	x	10.56	0.50	1	0	1	1	1	0	1	1	0		11.06
5	CSSp4		3.00	0.29	1	0	1	1	1	0	0	0	1		3.29
6	StSq3		3.30	0.57	2	2	1	1	1	0	1	1	1		3.87
7	CCoSp4		3.50	0.36	1	1	1	1	1	0	0	1	0		3.86
			38.06												39.39
Program Components			Factor												
Skating Skills			1.00		6.75	7.00	7.00	6.25	7.25	6.25	6.25	6.25	6.50		6.57
Transitions			1.00		6.50	7.00	6.50	6.00	7.25	6.00	6.25	6.25	6.25		6.39
Performance			1.00		6.50	7.25	6.75	6.25	7.25	6.25	6.75	6.75	6.50		6.68
Composition			1.00		6.75	7.25	6.75	6.25	7.25	6.00	6.25	6.50	6.50		6.61
Interpretation of the Music			1.00		6.75	7.25	7.00	6.50	7.50	6.25	6.50	6.75	6.75		6.79
Judges Total Program Component Score (factored)															33.04

Deductions	0.00
-------------------	-------------

x Credit for highlight distribution, base value multiplied by 1.1

Rank	Name	Nation	Starting Number	Total Segment Score	Total Element Score	Program Component Score (factored)	Total Deductions
22	Phillip HARRIS	GBR	6	68.59	35.74	32.85	0.00

#	Executed Elements	Info	Base Value	GOE	J1	J2	J3	J4	J5	J6	J7	J8	J9	Ref	Scores of Panel
1	3A		8.50	0.14	0	0	0	0	1	0	0	0	2		8.64
2	3F+3T		9.60	-1.60	-2	-2	-3	-3	-2	-2	-2	-3	-1		8.00
3	FSSp4		3.00	0.64	1	2	1	2	2	1	1	1	1		3.64
4	CCSp2		2.30	-0.13	0	-1	0	0	-1	-1	-1	0	0		2.17
5	3Lz	x	6.60	0.60	-1	1	1	1	1	1	0	1	1		7.20
6	StSq2		2.60	0.36	1	2	1	1	1	0	0	0	1		2.96
7	CCoSp3		3.00	0.13	1	0	1	-1	-1	0	-1	1	1		3.13
			35.60												35.74
Program Components			Factor												
Skating Skills			1.00		6.25	6.75	6.50	5.50	7.00	6.75	6.00	6.25	7.00		6.50
Transitions			1.00		6.00	6.75	6.75	5.25	6.75	6.50	6.25	6.25	6.75		6.46
Performance			1.00		6.00	6.75	6.50	5.75	7.25	6.50	6.50	6.50	7.00		6.54
Composition			1.00		6.50	7.00	6.50	5.50	7.00	6.75	6.25	6.50	7.00		6.64
Interpretation of the Music			1.00		6.25	7.00	6.75	5.50	7.25	6.75	6.50	6.50	7.25		6.71
Judges Total Program Component Score (factored)															32.85

Deductions	0.00
-------------------	-------------

x Credit for highlight distribution, base value multiplied by 1.1

ISU World Figure Skating Championships 2018

MEN SHORT PROGRAM JUDGES DETAILS PER SKATER

Rank	Name	Nation	Starting Number	Total Segment Score	Total Element Score	Total Program Component Score (factored)	Total Deductions
23	Slavik HAYRAPETYAN	ARM	1	68.18	37.14	31.04	0.00

#	Executed Elements	Info	Base Value	GOE	J1	J2	J3	J4	J5	J6	J7	J8	J9	Ref	Scores of Panel
1	3A		8.50	0.71	0	0	1	1	1	0	1	1	2		9.21
2	3Lz		6.00	-1.50	-3	-2	-3	-2	-2	-2	-2	-2	-2		4.50
3	FCSp4		3.20	0.14	-1	0	0	1	0	0	0	1	1		3.34
4	StSq2		2.60	0.29	1	0	1	1	1	0	0	1	0		2.89
5	3S+3T	x	9.57	0.70	1	1	1	1	1	0	1	1	2		10.27
6	CCoSp4		3.50	0.36	1	-1	1	1	1	1	0	1	0		3.86
7	CSSp4		3.00	0.07	0	0	0	1	1	0	0	0	-1		3.07
			36.37												37.14
	Program Components			Factor											
	Skating Skills			1.00	6.25	5.50	6.25	6.50	6.25	6.25	6.75	6.25	6.50		6.32
	Transitions			1.00	6.00	5.50	5.75	6.25	6.00	5.75	6.75	6.25	6.25		6.04
	Performance			1.00	6.00	5.75	6.00	6.50	6.00	6.00	7.25	6.25	6.50		6.18
	Composition			1.00	6.25	5.75	6.25	6.25	6.25	6.25	7.00	6.00	6.25		6.21
	Interpretation of the Music			1.00	6.25	5.50	6.25	6.50	6.25	6.25	7.00	6.00	6.50		6.29
	Judges Total Program Component Score (factored)														31.04

Deductions	0.00
-------------------	-------------

x Credit for highlight distribution, base value multiplied by 1.1

Rank	Name	Nation	Starting Number	Total Segment Score	Total Element Score	Total Program Component Score (factored)	Total Deductions
24	Donovan CARRILLO	MEX	15	68.13	35.63	32.50	0.00

#	Executed Elements	Info	Base Value	GOE	J1	J2	J3	J4	J5	J6	J7	J8	J9	Ref	Scores of Panel
1	3F+3T		9.60	0.50	1	1	1	1	1	0	0	1	0		10.10
2	FSSp4		3.00	0.43	1	1	0	1	1	1	0	1	1		3.43
3	2A		3.30	0.43	1	1	1	1	1	0	1	0	1		3.73
4	CCoSp4		3.50	0.71	1	2	2	1	2	2	1	1	1		4.21
5	3Lz	x	6.60	0.50	1	0	1	0	1	1	1	-1	1		7.10
6	CCSp4		3.20	0.06	0	0	0	-1	-1	1	-1	1	1		3.26
7	StSq3		3.30	0.50	1	1	1	1	1	1	0	1	1		3.80
			32.50												35.63
	Program Components			Factor											
	Skating Skills			1.00	5.75	6.75	6.00	5.50	6.75	6.25	5.50	6.75	7.25		6.25
	Transitions			1.00	6.00	7.00	6.50	5.25	6.50	6.25	5.75	6.50	7.25		6.36
	Performance			1.00	6.00	7.25	6.25	6.25	7.00	6.50	6.25	7.00	7.50		6.64
	Composition			1.00	6.25	7.00	6.50	5.75	7.00	6.50	6.00	6.75	7.50		6.57
	Interpretation of the Music			1.00	6.25	7.00	6.75	6.00	7.25	6.50	6.25	6.75	7.50		6.68
	Judges Total Program Component Score (factored)														32.50

Deductions	0.00
-------------------	-------------

x Credit for highlight distribution, base value multiplied by 1.1

ISU World Figure Skating Championships 2018

MEN SHORT PROGRAM JUDGES DETAILS PER SKATER

Rank	Name	Nation	Starting Number	Total Segment Score	Total Element Score	Total Program Component Score (factored)	Total Deductions
25	Nam NGUYEN	CAN	25	67.79	34.15	35.64	2.00

#	Executed Elements	Info	Base Value	GOE	J1	J2	J3	J4	J5	J6	J7	J8	J9	Ref	Scores of Panel
1	4S		10.50	-1.89	-2	-2	-1	-2	-1	-3	-1	-2	-1		8.61
2	4T+COMBO		10.30	-4.00	-3	-3	-3	-3	-3	-3	-3	-3	-3		6.30
3	FCSp4		3.20	0.07	0	1	1	0	0	0	-1	0	0		3.27
4	3A	x	9.35	-3.00	-3	-3	-3	-3	-3	-3	-3	-3	-3		6.35
5	CSSp2		2.30	0.29	0	0	1	1	1	0	0	1	2		2.59
6	StSq2		2.60	0.50	1	1	1	1	1	0	1	1	1		3.10
7	CCoSp4		3.50	0.43	0	0	1	1	2	0	1	1	2		3.93
			41.75												34.15
	Program Components			Factor											
	Skating Skills			1.00	7.50	7.50	7.00	7.25	7.00	7.25	6.00	7.25	7.75		7.25
	Transitions			1.00	7.25	7.00	6.50	7.00	6.75	6.75	5.75	7.00	7.50		6.89
	Performance			1.00	7.25	7.00	7.00	7.25	7.00	6.75	6.00	7.00	7.50		7.04
	Composition			1.00	7.25	7.25	7.25	7.00	7.25	7.25	6.25	7.25	7.50		7.21
	Interpretation of the Music			1.00	7.50	7.25	7.25	7.25	7.00	7.25	6.25	7.25	7.75		7.25
	Judges Total Program Component Score (factored)														35.64

Deductions	Falls: -2.00(2)	-2.00
-------------------	-----------------	--------------

x Credit for highlight distribution, base value multiplied by 1.1

Rank	Name	Nation	Starting Number	Total Segment Score	Total Element Score	Total Program Component Score (factored)	Total Deductions
26	Morisi KVITELASHVILI	GEO	22	67.01	34.54	34.47	2.00

#	Executed Elements	Info	Base Value	GOE	J1	J2	J3	J4	J5	J6	J7	J8	J9	Ref	Scores of Panel
1	3A		8.50	-2.29	-3	-3	-3	-2	-2	-2	-2	-2	-2		6.21
2	4S		10.50	-4.00	-3	-3	-3	-3	-3	-3	-3	-3	-3		6.50
3	FCSp4		3.20	0.14	0	1	0	1	0	0	0	1	0		3.34
4	CSSp4		3.00	0.36	0	0	-3	2	1	1	1	1	1		3.36
5	4T+COMBO	x	11.33	-4.00	-3	-3	-3	-3	-3	-3	-3	-3	-3		7.33
6	StSq3		3.30	0.57	1	1	2	1	1	0	1	2	1		3.87
7	CCoSp4		3.50	0.43	1	0	1	1	1	0	1	1	1		3.93
			43.33												34.54
	Program Components			Factor											
	Skating Skills			1.00	7.50	6.75	6.50	7.25	6.50	7.50	6.00	7.75	6.25		6.89
	Transitions			1.00	7.25	6.50	6.75	7.00	6.50	7.25	6.25	7.75	6.00		6.79
	Performance			1.00	7.25	6.75	7.25	6.75	6.00	7.00	6.00	7.75	5.75		6.71
	Composition			1.00	7.50	7.00	7.00	7.25	6.50	7.75	6.25	8.00	6.25		7.04
	Interpretation of the Music			1.00	7.50	7.00	7.00	7.25	6.25	7.75	6.00	8.25	6.50		7.04
	Judges Total Program Component Score (factored)														34.47

Deductions	Falls: -2.00(2)	-2.00
-------------------	-----------------	--------------

x Credit for highlight distribution, base value multiplied by 1.1

ISU World Figure Skating Championships 2018

MEN SHORT PROGRAM JUDGES DETAILS PER SKATER

Rank	Name	Nation	Starting Number	Total Segment Score	Total Element Score	Total Program Component Score (factored)	Total Deductions
27	Stephane WALKER	SUI	18	65.79	32.33	34.46	1.00

#	Executed Elements	Info	Base Value	GOE	J1	J2	J3	J4	J5	J6	J7	J8	J9	Ref	Scores of Panel
1	3A		8.50	-3.00	-3	-3	-3	-3	-3	-3	-3	-3	-3		5.50
2	3Lz+3T<	<	9.00	-0.90	-1	-1	-2	-1	-1	-1	-2	-1	-2		8.10
3	FCSp4		3.20	0.43	1	1	1	1	1	0	1	1	0		3.63
4	StSq3		3.30	0.71	2	1	2	1	2	1	2	1	1		4.01
5	3Lo	x	5.61	-0.10	0	-1	1	1	0	0	-1	0	-2		5.51
6	CSSp4		3.00	0.29	0	-1	1	2	1	1	0	0	1		3.29
7	CCoSp2		2.50	-0.21	-1	-1	0	-1	-2	-1	0	0	-1		2.29
			35.11												32.33
Program Components			Factor												
	Skating Skills			1.00	7.50	6.75	6.75	7.25	6.75	7.00	7.25	6.75	7.00		6.96
	Transitions			1.00	7.25	6.50	6.50	7.00	6.50	6.50	7.25	6.50	6.50		6.68
	Performance			1.00	7.25	6.75	7.00	7.25	6.75	6.75	6.75	6.75	6.50		6.86
	Composition			1.00	7.50	6.75	7.00	7.00	6.75	7.00	7.00	6.75	6.75		6.89
	Interpretation of the Music			1.00	7.50	6.50	7.25	7.25	6.75	7.00	7.25	7.00	7.00		7.07
Judges Total Program Component Score (factored)															34.46

Deductions	Falls: -1.00(1)	-1.00
-------------------	-----------------	--------------

< Under-rotated jump x Credit for highlight distribution, base value multiplied by 1.1

Rank	Name	Nation	Starting Number	Total Segment Score	Total Element Score	Total Program Component Score (factored)	Total Deductions
28	Burak DEMIRBOGA	TUR	4	65.43	36.54	28.89	0.00

#	Executed Elements	Info	Base Value	GOE	J1	J2	J3	J4	J5	J6	J7	J8	J9	Ref	Scores of Panel
1	3A		8.50	0.00	0	0	0	0	0	0	0	0	1		8.50
2	3Lz+3T	!	10.30	-0.60	-1	-1	0	-1	-1	-1	-1	-1	0		9.70
3	CSSp3		2.60	0.36	1	1	0	2	1	0	0	0	2		2.96
4	3F	x	5.83	0.10	0	-1	1	1	0	0	1	0	-1		5.93
5	FCSp3		2.80	0.00	0	0	0	0	1	0	0	0	0		2.80
6	StSq3		3.30	0.14	1	0	0	1	0	0	-1	0	1		3.44
7	CCoSp3		3.00	0.21	0	1	1	1	0	0	0	0	1		3.21
			36.33												36.54
Program Components			Factor												
	Skating Skills			1.00	6.00	5.75	6.25	5.75	5.75	5.75	5.75	5.75	6.50		5.86
	Transitions			1.00	5.75	5.25	5.25	5.50	5.50	5.50	5.75	5.25	6.25		5.50
	Performance			1.00	5.75	5.75	6.00	5.75	5.75	5.75	6.00	5.75	6.25		5.82
	Composition			1.00	6.00	5.75	6.00	5.50	6.00	5.50	6.00	5.25	6.50		5.82
	Interpretation of the Music			1.00	6.00	5.75	6.25	5.75	5.75	5.75	6.00	5.50	6.50		5.89
Judges Total Program Component Score (factored)															28.89

Deductions		0.00
-------------------	--	-------------

x Credit for highlight distribution, base value multiplied by 1.1 ! Not clear edge

ISU World Figure Skating Championships 2018

MEN SHORT PROGRAM JUDGES DETAILS PER SKATER

Rank	Name	Nation	Starting Number	Total Segment Score	Total Element Score	Total Program Component Score (factored)	Total Deductions
29	Ivan PAVLOV	UKR	19	64.18	34.85	30.33	1.00

#	Executed Elements	Info	Base Value	GOE	J1	J2	J3	J4	J5	J6	J7	J8	J9	Ref	Scores of Panel
1	3A		8.50	-3.00	-3	-3	-3	-3	-3	-3	-3	-3	-3		5.50
2	3F+3T		9.60	0.40	1	1	0	1	1	0	1	0	0		10.00
3	CCSp3		2.80	-0.17	0	-1	-1	1	-1	0	-1	0	-1		2.63
4	StSq3		3.30	0.29	1	2	0	1	0	0	0	1	1		3.59
5	3Lz	x	6.60	0.00	0	0	-1	1	0	0	0	0	0		6.60
6	FSSp3		2.60	0.29	0	1	0	1	1	0	1	1	0		2.89
7	CCoSp4		3.50	0.14	0	1	1	1	0	0	0	0	0		3.64
			36.90												34.85
Program Components			Factor												
Skating Skills			1.00		5.75	7.50	6.00	6.50	6.25	6.00	6.00	6.50	5.75		6.14
Transitions			1.00		5.50	7.25	5.50	6.25	6.25	5.50	5.75	6.50	5.75		5.93
Performance			1.00		5.50	7.75	5.75	6.25	6.50	5.50	5.75	6.50	6.00		6.04
Composition			1.00		5.50	7.50	5.75	6.50	6.25	5.75	6.25	6.50	5.75		6.11
Interpretation of the Music			1.00		5.75	7.50	6.00	6.25	6.25	6.00	6.00	6.25	6.00		6.11
Judges Total Program Component Score (factored)															30.33

Deductions	Falls: -1.00(1)	-1.00
-------------------	-----------------	--------------

x Credit for highlight distribution, base value multiplied by 1.1

Rank	Name	Nation	Starting Number	Total Segment Score	Total Element Score	Total Program Component Score (factored)	Total Deductions
30	Chih-I TSAO	TPE	5	64.06	34.03	31.03	1.00

#	Executed Elements	Info	Base Value	GOE	J1	J2	J3	J4	J5	J6	J7	J8	J9	Ref	Scores of Panel
1	3A<	<	5.90	-3.00	-3	-3	-3	-3	-3	-3	-3	-3	-3		2.90
2	3F+3T		9.60	0.60	1	0	1	1	1	0	1	1	1		10.20
3	CCSp4		3.20	0.57	1	1	1	2	2	1	1	1	1		3.77
4	StSq3		3.30	0.36	2	1	0	1	1	0	1	1	0		3.66
5	FSSp4		3.00	0.21	1	0	0	0	1	0	1	0	1		3.21
6	3Lz	x	6.60	-0.10	-1	-1	0	1	-1	-1	0	1	1		6.50
7	CCoSp4		3.50	0.29	0	0	0	1	1	1	0	1	1		3.79
			35.10												34.03
Program Components			Factor												
Skating Skills			1.00		6.50	6.25	5.75	6.25	6.50	5.75	6.00	6.75	6.50		6.25
Transitions			1.00		6.25	5.75	5.25	6.00	6.25	5.25	6.00	6.50	6.25		5.96
Performance			1.00		6.50	6.25	5.50	6.25	6.75	5.50	6.00	6.75	6.25		6.21
Composition			1.00		6.50	6.25	5.50	6.50	6.50	5.50	6.25	6.50	6.75		6.29
Interpretation of the Music			1.00		6.50	6.00	5.75	6.25	6.75	5.50	6.50	6.50	6.75		6.32
Judges Total Program Component Score (factored)															31.03

Deductions	Falls: -1.00(1)	-1.00
-------------------	-----------------	--------------

< Under-rotated jump x Credit for highlight distribution, base value multiplied by 1.1

ISU World Figure Skating Championships 2018

MEN SHORT PROGRAM JUDGES DETAILS PER SKATER

Rank	Name	Nation	Starting Number	Total Segment Score	Total Element Score	Program Score (factored)	Component Score (factored)	Total Deductions
31	Larry LOUPOLOVER	AZE	16	61.82	32.22		29.60	0.00

#	Executed Elements	Info	Base Value	GOE	J1	J2	J3	J4	J5	J6	J7	J8	J9	Ref	Scores of Panel
1	3Lz+3T		10.30	0.10	0	0	0	1	1	0	0	0	0		10.40
2	FCSp3		2.80	0.14	0	1	0	0	-1	0	1	1	0		2.94
3	CSSp3		2.60	-0.34	-2	-3	-1	-1	-1	-1	-1	-1	0		2.26
4	3F		5.83	x 0.20	0	-2	0	1	1	0	1	0	0		6.03
5	2A		3.63	x 0.14	0	0	1	1	0	0	1	0	0		3.77
6	StSq2		2.60	0.43	1	1	1	1	1	0	1	0	1		3.03
7	CCoSp4		3.50	0.29	0	0	1	0	1	0	1	1	1		3.79
			31.26												32.22
	Program Components			Factor											
	Skating Skills			1.00	5.75	6.00	6.00	5.25	6.25	5.75	6.25	5.75	6.00		5.93
	Transitions			1.00	5.50	6.00	5.50	5.00	5.75	5.50	6.00	5.75	6.00		5.71
	Performance			1.00	5.50	6.25	5.75	5.50	6.25	5.75	6.50	6.25	6.25		6.00
	Composition			1.00	5.75	6.25	6.00	5.25	5.75	5.50	6.25	6.00	6.00		5.89
	Interpretation of the Music			1.00	6.00	6.50	6.00	5.25	6.25	5.75	6.50	6.00	6.00		6.07
	Judges Total Program Component Score (factored)														29.60

Deductions	0.00
-------------------	-------------

x Credit for highlight distribution, base value multiplied by 1.1

Rank	Name	Nation	Starting Number	Total Segment Score	Total Element Score	Program Score (factored)	Component Score (factored)	Total Deductions
32	Abzal RAKIMGALIEV	KAZ	13	61.19	30.19		31.00	0.00

#	Executed Elements	Info	Base Value	GOE	J1	J2	J3	J4	J5	J6	J7	J8	J9	Ref	Scores of Panel
1	3A		8.50	0.57	1	0	0	1	1	0	0	1	1		9.07
2	3Lo		5.10	0.10	-1	0	-1	1	0	0	1	0	1		5.20
3	CCoSp4		3.50	0.50	1	0	1	1	2	1	1	1	1		4.00
4	3T+COMBO		4.73	x -2.10	-3	-3	-3	-3	-3	-3	-3	-3	-3		2.63
5	CSSp4		3.00	-0.01	-1	-1	0	1	0	0	-1	0	1		2.99
6	StSq2		2.60	0.43	1	0	1	1	2	0	0	1	2		3.03
7	FCSp4		3.20	0.07	0	0	0	0	1	0	0	0	1		3.27
			30.63												30.19
	Program Components			Factor											
	Skating Skills			1.00	6.00	5.50	6.00	5.50	7.00	6.00	6.25	6.50	7.75		6.18
	Transitions			1.00	5.75	5.50	5.75	5.25	7.00	5.50	5.50	6.25	7.50		5.89
	Performance			1.00	5.75	6.00	6.00	6.00	7.00	5.75	6.50	6.50	7.25		6.25
	Composition			1.00	5.75	6.00	6.25	5.50	7.25	6.00	6.25	6.25	7.50		6.25
	Interpretation of the Music			1.00	6.00	6.25	6.25	5.75	7.25	6.00	6.50	6.75	7.50		6.43
	Judges Total Program Component Score (factored)														31.00

Deductions	0.00
-------------------	-------------

x Credit for highlight distribution, base value multiplied by 1.1

ISU World Figure Skating Championships 2018

MEN SHORT PROGRAM JUDGES DETAILS PER SKATER

Rank	Name	Nation	Starting Number	Total Segment Score	Total Element Score	Program Score (factored)	Component Score (factored)	Total Deductions
33	Jinseo KIM	KOR	10	60.72	30.28		30.44	0.00

#	Executed Elements	Info	Base Value	GOE	J1	J2	J3	J4	J5	J6	J7	J8	J9	Ref	Scores of Panel
1	3Lz+3T		10.30	0.00	0	-1	0	-1	1	0	0	0	2		10.30
2	1A*	*	0.00	0.00	-	-	-	-	-	-	-	-	-		0.00
3	CCoSp3		3.00	0.36	1	0	1	1	1	1	0	1	0		3.36
4	3Lo		5.61	x -0.30	0	-1	-1	-1	-1	0	0	1	0		5.31
5	CSSp4		3.00	0.21	1	0	0	1	1	0	0	1	0		3.21
6	StSq4		3.90	0.50	2	1	1	1	1	0	0	0	1		4.40
7	FCSp4		3.20	0.50	1	1	1	1	2	1	1	1	1		3.70
			29.01												30.28
	Program Components			Factor											
	Skating Skills			1.00	5.75	5.50	6.00	6.25	7.25	6.00	6.25	6.50	6.00		6.11
	Transitions			1.00	5.50	6.00	5.50	6.00	6.75	5.50	5.50	6.50	5.50		5.79
	Performance			1.00	5.75	6.00	5.75	6.25	7.00	5.50	6.00	6.50	6.00		6.04
	Composition			1.00	5.75	6.50	5.50	6.00	7.00	5.75	6.50	6.75	6.00		6.18
	Interpretation of the Music			1.00	6.00	6.50	5.75	6.25	7.25	6.00	6.25	7.00	6.25		6.32
	Judges Total Program Component Score (factored)														30.44

Deductions	0.00
-------------------	-------------

* Invalid element x Credit for highlight distribution, base value multiplied by 1.1

Rank	Name	Nation	Starting Number	Total Segment Score	Total Element Score	Program Score (factored)	Component Score (factored)	Total Deductions
34	Nicholas VRDOLJAK	CRO	14	59.74	31.71		28.03	0.00

#	Executed Elements	Info	Base Value	GOE	J1	J2	J3	J4	J5	J6	J7	J8	J9	Ref	Scores of Panel
1	3Lz		6.00	-0.90	-2	-2	-1	-1	-2	-1	0	-1	-1		5.10
2	3A<	<	5.90	-3.00	-3	-3	-3	-3	-3	-3	-3	-3	-3		2.90
3	CSSp4		3.00	-0.17	-1	-3	-1	0	-1	0	-1	0	0		2.83
4	3F+3T		10.56	x 0.00	0	-1	0	0	0	0	0	0	0		10.56
5	StSq3		3.30	0.29	2	0	1	1	0	0	0	1	1		3.59
6	FCSp4		3.20	0.03	1	-1	0	1	0	0	-1	0	0		3.23
7	CCoSp4		3.50	0.00	1	0	0	0	0	0	0	0	0		3.50
			35.46												31.71
	Program Components			Factor											
	Skating Skills			1.00	5.75	5.25	5.75	5.25	5.75	5.50	5.50	5.75	5.50		5.57
	Transitions			1.00	5.50	5.00	5.25	5.00	5.50	5.25	5.75	5.75	5.25		5.36
	Performance			1.00	5.75	5.50	6.00	5.50	5.75	5.25	5.75	6.00	5.25		5.64
	Composition			1.00	5.75	5.25	6.00	5.25	6.00	5.50	6.00	6.00	5.50		5.71
	Interpretation of the Music			1.00	6.00	5.50	6.25	5.50	6.00	5.50	5.50	6.25	5.25		5.75
	Judges Total Program Component Score (factored)														28.03

Deductions	0.00
-------------------	-------------

< Under-rotated jump x Credit for highlight distribution, base value multiplied by 1.1

ISU World Figure Skating Championships 2018

MEN SHORT PROGRAM JUDGES DETAILS PER SKATER

Rank	Name	Nation	Starting Number	Total Segment Score	Total Element Score	Program Component Score (factored)	Total Deductions
35	Valtter VIRTANEN	FIN	8	55.49	26.32	30.17	1.00

#	Executed Elements	Info	Base Value	GOE	J1	J2	J3	J4	J5	J6	J7	J8	J9	Ref	Scores of Panel
1	4T<	<	8.00	-4.00	-3	-3	-3	-3	-3	-3	-3	-3	-3		4.00
2	CCoSp4		3.50	0.36	1	0	1	1	1	0	-1	1	1		3.86
3	CSSp3		2.60	-0.01	-1	-2	1	1	-1	0	0	0	0		2.59
4	StSq3		3.30	0.50	2	1	2	1	1	0	1	1	0		3.80
5	3T+3T<	<	8.03	x -2.10	-3	-3	-3	-3	-3	-3	-3	-3	-3		5.93
6	2A		3.63	x 0.07	0	1	1	0	0	0	0	0	0		3.70
7	FCSp2		2.30	0.14	1	-3	0	1	0	1	0	0	0		2.44
			31.36												26.32
Program Components				Factor											
	Skating Skills			1.00	6.00	5.50	6.50	6.25	6.50	6.25	5.50	6.25	5.75		6.07
	Transitions			1.00	5.75	5.25	6.25	6.00	6.25	5.75	5.75	6.25	5.50		5.89
	Performance			1.00	5.75	5.50	6.50	6.25	6.25	5.75	5.50	5.75	5.50		5.82
	Composition			1.00	6.25	5.75	6.75	6.50	6.50	6.25	6.00	6.25	5.50		6.21
	Interpretation of the Music			1.00	6.25	6.00	6.75	6.25	6.50	6.25	5.75	6.25	5.75		6.18
Judges Total Program Component Score (factored)															30.17

Deductions	Falls: -1.00(1)	-1.00
-------------------	-----------------	--------------

< Under-rotated jump x Credit for highlight distribution, base value multiplied by 1.1

Rank	Name	Nation	Starting Number	Total Segment Score	Total Element Score	Program Component Score (factored)	Total Deductions
36	Igor REZNICHENKO	POL	11	51.70	22.88	28.82	0.00

#	Executed Elements	Info	Base Value	GOE	J1	J2	J3	J4	J5	J6	J7	J8	J9	Ref	Scores of Panel
1	4T		10.30	-3.31	-2	-3	-2	-3	-3	-2	-2	-3	-3		6.99
2	2A		3.30	-1.50	-3	-2	-3	-3	-3	-3	-3	-3	-3		1.80
3	FCSp4		3.20	0.00	0	0	-1	0	0	0	0	1	0		3.20
4	2F+2T*	*	2.09	x -0.90	-3	-3	-3	-3	-3	-3	-3	-3	-3		1.19
5	CCoSp3		3.00	0.14	0	0	0	0	1	0	0	1	1		3.14
6	StSq3		3.30	0.43	1	1	0	1	1	0	1	1	1		3.73
7	CSSp4		3.00	-0.17	-1	0	-1	0	-2	-1	-1	0	1		2.83
			28.19												22.88
Program Components				Factor											
	Skating Skills			1.00	5.75	5.25	5.50	5.75	6.25	6.25	6.00	6.25	5.75		5.89
	Transitions			1.00	5.50	5.25	5.00	5.50	6.25	5.50	5.25	6.25	5.75		5.57
	Performance			1.00	5.50	5.00	5.25	5.25	6.25	5.75	6.25	5.25	5.50		5.54
	Composition			1.00	6.00	5.50	5.50	5.50	6.50	6.25	6.25	6.00	5.75		5.89
	Interpretation of the Music			1.00	6.00	5.25	5.75	5.50	6.25	6.25	6.00	6.25	5.75		5.93
Judges Total Program Component Score (factored)															28.82

Deductions		0.00
-------------------	--	-------------

* Invalid element x Credit for highlight distribution, base value multiplied by 1.1

ISU World Figure Skating Championships 2018

MEN SHORT PROGRAM JUDGES DETAILS PER SKATER

Rank	Name	Nation	Starting Number	Total Segment Score	Total Element Score	Program Score (factored)	Component Score (factored)	Total Deductions
37	Javier RAYA	ESP	3	50.00	22.64		29.36	2.00

#	Executed Elements	Info	Base Value	GOE	J1	J2	J3	J4	J5	J6	J7	J8	J9	Ref	Scores of Panel
1	3A<<	<<	3.30	-1.50	-3	-3	-3	-3	-3	-3	-3	-3	-3		1.80
2	3F		5.30	-1.90	-3	-3	-3	-2	-3	-3	-2	-2	-3		3.40
3	FCSp4		3.20	0.21	1	0	0	1	1	0	-1	1	0		3.41
4	3Lz+COMBO	x	6.60	-2.10	-3	-3	-3	-3	-3	-3	-3	-3	-3		4.50
5	StSq2		2.60	0.36	1	1	0	1	1	0	0	1	1		2.96
6	CSSp4		3.00	0.50	1	1	1	1	2	0	1	1	1		3.50
7	CCoSp3		3.00	0.07	0	1	1	0	0	0	-1	0	0		3.07
			27.00												22.64
	Program Components			Factor											
	Skating Skills			1.00	6.50	5.75	5.50	5.75	6.50	6.00	5.75	5.75	6.00		5.93
	Transitions			1.00	6.50	5.50	4.75	5.50	6.25	5.50	5.75	5.75	5.75		5.71
	Performance			1.00	6.25	5.75	5.25	5.25	6.00	5.25	5.75	5.50	5.75		5.61
	Composition			1.00	6.50	6.00	5.25	5.50	6.50	6.00	6.00	6.00	6.00		6.00
	Interpretation of the Music			1.00	6.50	6.25	5.50	5.75	6.25	6.00	6.25	6.25	6.00		6.11
	Judges Total Program Component Score (factored)														29.36

Deductions	Falls: -2.00(2)	-2.00
-------------------	-----------------	--------------

<< Downgraded jump x Credit for highlight distribution, base value multiplied by 1.1

printed: 22/03/2018 15:44:57

ISU World Figure Skating Championships 2018

RESULTS

MEN FREE SKATING

Pl.	Name	Nation	Total Segment Score
1	Nathan CHEN	USA	219.46
2	Shoma UNO	JPN	179.51
3	Kazuki TOMONO	JPN	173.50
4	Mikhail KOLYADA	RUS	172.24
5	Deniss VASILJEVS	LAT	170.61
6	Dmitri ALIEV	RUS	170.15
7	Alexei BYCHENKO	ISR	167.29
8	Michal BREZINA	CZE	165.98
9	Misha GE	UZB	163.56
10	Max AARON	USA	161.71
11	Keegan MESSING	CAN	159.30
12	Keiji TANAKA	JPN	156.49
13	Alexander MAJOROV	SWE	155.08
14	Romain PONSART	FRA	149.65
15	Brendan KERRY	AUS	148.86
16	Paul FENTZ	GER	148.43
17	Matteo RIZZO	ITA	148.01
18	Daniel SAMOHIN	ISR	141.23
19	Vincent ZHOU	USA	138.46
20	Julian Zhi Jie YEE	MAS	136.60
21	Donovan CARRILLO	MEX	132.63
22	Slavik HAYRAPETYAN	ARM	131.54
23	Boyang JIN	CHN	127.56
24	Phillip HARRIS	GBR	119.10

ISU World Figure Skating Championships 2018

MEN FREE SKATING JUDGES DETAILS PER SKATER

Rank	Name	Nation	Starting Number	Total Segment Score	Total Element Score	Total Program Score (factored)	Total Component Score (factored)	Total Deductions
1	Nathan CHEN	USA	24	219.46	127.62	91.84	0.00	

#	Executed Elements	Info	Base Value	GOE	J1	J2	J3	J4	J5	J6	J7	J8	J9	Ref	Scores of Panel
1	4Lz		13.60	2.14	2	3	3	2	2	2	2	2	2		15.74
2	4F+2T		13.60	1.86	1	2	2	2	2	2	2	1	2		15.46
3	4F		12.30	1.57	1	2	2	1	2	1	2	1	2		13.87
4	CCSp4		3.20	0.64	1	1	2	1	0	2	2	1	1		3.84
5	StSq4		3.90	1.40	2	2	3	2	2	2	2	2	2		5.30
6	4T		11.33	x 2.00	2	1	3	2	2	2	2	1	3		13.33
7	4T+3T		16.06	x -0.37	0	-1	1	0	2	0	-1	-2	-1		15.69
8	4S		11.55	x -1.71	-1	-2	-1	-2	0	-1	-1	-3	-2		9.84
9	3A		9.35	x 1.14	1	1	2	1	1	2	1	1	1		10.49
10	3F+1Lo+3S		11.22	x 1.00	1	1	2	1	2	2	1	1	2		12.22
11	ChSq1		2.00	1.20	2	1	3	1	2	2	2	1	2		3.20
12	FCCoSp4		3.50	0.71	1	1	3	1	2	2	2	1	1		4.21
13	CCoSp4		3.50	0.93	2	2	2	1	2	2	2	1	3		4.43
			115.11												127.62
Program Components				Factor											
Skating Skills				2.00	9.00	9.50	9.50	8.50	9.50	9.50	9.00	9.50	9.25		9.32
Transitions				2.00	8.75	9.00	9.00	9.00	9.25	9.00	8.50	9.25	8.75		8.96
Performance				2.00	9.00	9.50	9.25	9.00	9.50	9.25	9.00	9.25	9.50		9.25
Composition				2.00	9.00	9.25	9.25	8.75	9.50	9.50	9.00	9.50	9.25		9.25
Interpretation of the Music				2.00	8.75	9.25	9.25	8.50	9.50	9.25	8.75	9.50	9.25		9.14
Judges Total Program Component Score (factored)															91.84

Deductions	0.00
-------------------	-------------

x Credit for highlight distribution, base value multiplied by 1.1

Rank	Name	Nation	Starting Number	Total Segment Score	Total Element Score	Total Program Score (factored)	Total Component Score (factored)	Total Deductions
2	Shoma UNO	JPN	20	179.51	94.65	88.86	4.00	

#	Executed Elements	Info	Base Value	GOE	J1	J2	J3	J4	J5	J6	J7	J8	J9	Ref	Scores of Panel
1	4Lo		12.00	-4.00	-3	-3	-3	-3	-2	-3	-3	-3	-3		8.00
2	4F<	<	8.60	-4.00	-3	-3	-3	-3	-3	-3	-3	-3	-3		4.60
3	3Lo		5.10	1.30	2	2	2	2	1	1	2	2	2		6.40
4	FCSp3		2.80	0.93	3	2	2	2	1	2	2	1	2		3.73
5	FCCoSp4		3.50	0.79	2	2	1	1	1	2	2	1	3		4.29
6	StSq3		3.30	1.00	2	3	2	2	2	2	2	2	2		4.30
7	3A		9.35	x -1.14	-1	0	-1	0	-1	-1	-2	-3	-2		8.21
8	4T<	<	8.80	x -4.00	-3	-3	-3	-3	-2	-3	-3	-3	-3		4.80
9	4T+2T		12.76	x 1.29	1	2	1	2	1	2	1	1	1		14.05
10	3A+1Lo+3F		15.73	x 1.86	1	2	3	2	2	2	2	1	2		17.59
11	3S+3T		9.57	x 1.10	2	2	2	2	1	2	1	1	1		10.67
12	ChSq1		2.00	1.30	2	3	3	1	1	2	2	1	2		3.30
13	CCoSp4		3.50	1.21	3	3	2	3	2	2	2	2	3		4.71
			97.01												94.65
Program Components				Factor											
Skating Skills				2.00	9.25	9.00	9.25	8.75	8.75	9.00	8.75	9.25	9.25		9.04
Transitions				2.00	8.50	9.25	9.00	8.50	8.50	8.75	8.50	9.00	9.00		8.75
Performance				2.00	8.50	9.00	8.75	8.25	8.25	8.75	8.50	8.75	8.50		8.57
Composition				2.00	9.00	9.50	9.25	8.75	8.75	9.25	9.00	9.00	9.25		9.07
Interpretation of the Music				2.00	8.75	9.25	9.25	8.75	9.00	9.00	9.00	9.00	9.00		9.00
Judges Total Program Component Score (factored)															88.86

Deductions	Falls: -4.00(3)	-4.00
-------------------	-----------------	--------------

< Under-rotated jump x Credit for highlight distribution, base value multiplied by 1.1

ISU World Figure Skating Championships 2018

MEN FREE SKATING JUDGES DETAILS PER SKATER

Rank	Name	Nation	Starting Number	Total Segment Score	Total Element Score	Total Program Score (factored)	Total Component Score (factored)	Total Deductions
3	Kazuki TOMONO	JPN	14	173.50	94.40		79.10	0.00

#	Executed Elements	Info	Base Value	GOE	J1	J2	J3	J4	J5	J6	J7	J8	J9	Ref	Scores of Panel
1	4S+2T		11.80	-1.20	-1	-2	-1	0	0	-1	-1	-1	-2		10.60
2	4S		10.50	1.29	1	2	2	1	2	1	1	1	1		11.79
3	3A+3T		12.80	1.71	2	2	1	2	2	2	1	1	2		14.51
4	FSSp4		3.00	0.50	1	1	1	1	1	1	1	1	2		3.50
5	StSq3		3.30	0.71	2	2	1	1	2	2	1	1	1		4.01
6	3A+2T+2Lo		12.76	x 0.86	0	1	1	2	2	1	0	0	1		13.62
7	3Lo		5.61	x 0.70	1	1	1	2	1	1	1	1	1		6.31
8	3S		4.84	x 0.60	1	1	1	1	1	1	0	0	2		5.44
9	3Lz		6.60	x 0.70	1	1	1	1	1	1	1	1	2		7.30
10	CCoSp4		3.50	0.43	1	2	1	1	0	1	1	0	1		3.93
11	ChSq1		2.00	1.00	1	2	1	1	2	1	1	2	2		3.00
12	3F		5.83	x 0.70	1	1	0	2	1	1	1	1	1		6.53
13	FCCoSp4		3.50	0.36	0	1	1	1	0	1	0	1	1		3.86
			86.04												94.40
Program Components			Factor												
Skating Skills			2.00			7.50	7.75	8.00	8.00	8.75	8.25	7.50	7.50	8.00	7.86
Transitions			2.00			7.50	7.75	7.50	7.75	8.75	8.00	7.25	7.50	7.75	7.68
Performance			2.00			8.00	7.75	7.75	8.25	9.00	8.50	7.50	7.75	8.25	8.04
Composition			2.00			7.75	8.25	7.75	8.00	9.00	8.50	7.50	7.75	8.25	8.04
Interpretation of the Music			2.00			7.75	8.25	7.75	7.75	8.75	8.25	7.50	7.75	8.00	7.93
Judges Total Program Component Score (factored)														79.10	

Deductions	0.00
-------------------	-------------

x Credit for highlight distribution, base value multiplied by 1.1

Rank	Name	Nation	Starting Number	Total Segment Score	Total Element Score	Total Program Score (factored)	Total Component Score (factored)	Total Deductions
4	Mikhail KOLYADA	RUS	22	172.24	86.12		88.12	2.00

#	Executed Elements	Info	Base Value	GOE	J1	J2	J3	J4	J5	J6	J7	J8	J9	Ref	Scores of Panel
1	4Lz		13.60	-3.77	-3	-3	-3	-2	-2	-3	-3	-3	-3		9.83
2	4T		10.30	-0.17	0	0	0	0	1	0	0	-1	-1		10.13
3	3A+2T		9.80	1.00	1	1	1	1	2	1	1	0	1		10.80
4	FSSp4		3.00	0.93	3	2	2	2	1	2	2	1	2		3.93
5	StSq3		3.30	1.00	3	2	2	1	2	2	2	2	2		4.30
6	4T+REP		7.93	x -3.54	-3	2	-3	-2	-2	-3	-3	-3	-3		4.39
7	3A		9.35	x 2.00	3	2	2	2	2	2	2	1	2		11.35
8	3Lz+1Lo+3S		11.99	x 0.90	2	1	1	2	2	1	1	1	1		12.89
9	2Lo		1.98	x 0.00	0	-1	0	0	1	0	0	0	0		1.98
10	2A		3.63	x 0.79	1	2	0	2	2	1	2	1	2		4.42
11	CCoSp4		3.50	1.00	2	2	3	2	2	2	2	1	2		4.50
12	ChSq1		2.00	1.40	2	2	2	2	2	2	2	1	2		3.40
13	CCSp4		3.20	1.00	3	2	2	2	1	2	2	1	3		4.20
			83.58												86.12
Program Components			Factor												
Skating Skills			2.00			9.00	9.25	9.00	8.75	8.75	8.75	9.00	9.25	9.25	9.00
Transitions			2.00			8.50	8.75	8.75	8.50	8.50	8.25	8.50	9.00	9.00	8.64
Performance			2.00			8.50	9.25	8.75	8.00	8.25	8.75	8.50	9.00	8.75	8.64
Composition			2.00			9.00	9.00	9.00	8.50	8.75	8.50	9.00	9.00	9.25	8.89
Interpretation of the Music			2.00			8.75	9.25	9.00	8.50	8.75	8.50	9.00	9.25	9.00	8.89
Judges Total Program Component Score (factored)														88.12	

Deductions	Falls: -2.00(2)	-2.00
-------------------	-----------------	--------------

x Credit for highlight distribution, base value multiplied by 1.1 REP Jump repetition

ISU World Figure Skating Championships 2018

MEN FREE SKATING JUDGES DETAILS PER SKATER

Rank	Name	Nation	Starting Number	Total Segment Score	Total Element Score	Program Score (factored)	Total Component Score (factored)	Total Deductions
5	Deniss VASILJEVS	LAT	16	170.61	87.41		83.20	0.00

#	Executed Elements	Info	Base Value	GOE	J1	J2	J3	J4	J5	J6	J7	J8	J9	Ref	Scores of Panel
1	3A		8.50	1.43	2	2	2	2	0	1	1	1	1		9.93
2	3A+2T		9.80	0.86	1	2	1	1	0	1	1	0	1		10.66
3	3T		4.30	0.60	1	1	1	1	1	1	1	0	0		4.90
4	StSq4		3.90	1.50	2	2	2	3	1	3	2	2	2		5.40
5	CCSp4		3.20	1.00	2	2	2	2	1	2	2	2	2		4.20
6	3Lo		5.61	x 1.10	1	2	2	2	0	2	1	1	2		6.71
7	3Lz+1Lo+3S		11.99	x 1.20	2	2	2	2	1	2	1	1	2		13.19
8	2A+2T		5.06	x 0.43	1	1	1	1	1	1	0	0	1		5.49
9	3F		5.83	x 1.00	1	2	1	2	2	1	0	1	2		6.83
10	3Lz		6.00	x 0.60	1	1	1	2	0	1	0	1	1		7.20
11	ChSq1		2.00	1.90	2	3	2	3	1	3	3	3	3		3.90
12	CCoSp4		3.50	0.71	2	2	1	2	1	1	1	2	1		4.21
13	FCCoSp4		3.50	1.29	3	3	3	2	2	2	2	3	3		4.79
			73.79												87.41
Program Components				Factor											
Skating Skills				2.00	8.25	8.50	8.25	8.75	8.25	8.00	8.25	7.75	8.00		8.21
Transitions				2.00	8.00	8.50	8.00	8.75	7.75	8.25	8.00	7.50	8.00		8.07
Performance				2.00	8.75	8.75	8.50	9.25	8.00	8.50	8.50	7.75	8.25		8.46
Composition				2.00	8.25	8.75	8.25	8.75	7.75	8.25	8.25	8.00	8.50		8.32
Interpretation of the Music				2.00	8.75	9.00	8.50	9.25	8.25	8.50	8.25	8.00	8.50		8.54
Judges Total Program Component Score (factored)															83.20

Deductions	0.00
-------------------	-------------

x Credit for highlight distribution, base value multiplied by 1.1

Rank	Name	Nation	Starting Number	Total Segment Score	Total Element Score	Program Score (factored)	Total Component Score (factored)	Total Deductions
6	Dmitri ALIEV	RUS	9	170.15	86.29		83.86	0.00

#	Executed Elements	Info	Base Value	GOE	J1	J2	J3	J4	J5	J6	J7	J8	J9	Ref	Scores of Panel
1	4Lz		13.60	0.71	0	1	1	1	1	1	1	0	0		14.31
2	4T<+3T	<	12.30	-0.86	-1	0	-1	0	0	-1	-1	-1	-1		11.44
3	4T		10.30	1.29	2	1	1	0	1	2	2	1	1		11.59
4	FCSp4		3.20	0.36	1	1	1	0	0	2	1	0	1		3.56
5	ChSq1		2.00	1.30	2	2	2	2	1	2	2	1	2		3.30
6	3Lz		6.00	1.20	2	2	1	2	1	2	2	1	2		7.20
7	1A		1.21	x 0.00	1	0	0	0	0	0	0	0	0		1.21
8	3Lo+1Lo+3S		11.00	x 0.60	1	1	1	2	0	1	1	0	1		11.60
9	3A<	<	6.49	x -1.00	-2	-1	-1	-1	-1	-1	-1	-1	-1		5.49
10	3F		5.83	x 0.00	0	0	0	0	0	0	0	0	0		5.83
11	StSq3		3.30	0.50	1	1	1	1	1	1	1	1	1		3.80
12	CCoSp4		3.50	0.57	1	1	2	2	1	1	1	0	1		4.07
13	CSSp3		2.60	0.29	0	1	1	1	0	1	1	0	0		2.89
			81.33												86.29
Program Components				Factor											
Skating Skills				2.00	8.75	8.25	8.50	8.75	7.75	8.50	8.75	8.75	7.75		8.46
Transitions				2.00	8.50	8.00	8.25	8.50	7.25	8.25	8.50	8.50	7.25		8.18
Performance				2.00	8.50	8.25	8.50	8.75	7.75	8.50	8.50	8.50	7.50		8.36
Composition				2.00	8.75	8.25	8.50	8.75	7.50	8.75	8.75	8.75	7.75		8.50
Interpretation of the Music				2.00	8.50	8.25	8.75	8.50	7.75	8.50	8.75	8.75	7.50		8.43
Judges Total Program Component Score (factored)															83.86

Deductions	0.00
-------------------	-------------

< Under-rotated jump x Credit for highlight distribution, base value multiplied by 1.1

ISU World Figure Skating Championships 2018

MEN FREE SKATING JUDGES DETAILS PER SKATER

Rank	Name	Nation	Starting Number	Total Segment Score	Total Element Score	Total Program Score (factored)	Total Component Score (factored)	Total Deductions
7	Alexei BYCHENKO	ISR	18	167.29	86.15	81.14	0.00	

#	Executed Elements	Info	Base Value	GOE	J1	J2	J3	J4	J5	J6	J7	J8	J9	Ref	Scores of Panel
1	4T+3T		14.60	1.57	3	2	2	1	1	1	2	1	2		16.17
2	4T		10.30	2.00	3	2	2	2	2	2	2	1	2		12.30
3	3Lo		5.10	0.70	1	2	1	1	1	1	1	1	1		5.80
4	CCoSp4		3.50	0.29	1	1	0	0	1	1	1	0	0		3.79
5	StSq2		2.60	0.57	2	1	1	0	2	1	2	1	0		3.17
6	3A		9.35	x -1.57	-2	-2	-2	-2	-1	-1	-1	-1	-2		7.78
7	3A+SEQ+2T*	*	7.48	x -2.29	-2	-3	-2	-2	-1	-2	-2	-3	-3		5.19
8	3Lz		6.60	x 0.80	2	1	1	1	1	1	2	1	1		7.40
9	FCSp2		2.30	0.21	0	0	1	0	0	1	1	0	1		2.51
10	3F+1Lo+3S		11.22	x 0.70	2	1	1	1	1	1	1	1	1		11.92
11	2A		3.63	x 0.50	1	1	1	1	1	1	1	1	0		4.13
12	ChSq1		2.00	0.70	2	1	1	-1	0	1	1	2	1		2.70
13	CSSp4		3.00	0.29	0	1	0	0	0	1	1	1	1		3.29
			81.68												86.15
Program Components			Factor												
Skating Skills			2.00		8.75	7.75	8.50	8.25	8.00	8.25	8.75	8.00	7.50		8.21
Transitions			2.00		8.50	7.75	8.25	7.50	7.75	7.75	8.50	7.75	7.00		7.89
Performance			2.00		8.50	7.75	8.75	8.00	8.25	8.00	8.75	8.00	7.75		8.18
Composition			2.00		8.75	8.00	8.50	7.75	8.00	7.75	8.75	8.00	7.75		8.11
Interpretation of the Music			2.00		8.50	8.25	8.75	7.75	8.00	7.75	8.75	8.25	7.50		8.18
Judges Total Program Component Score (factored)															81.14

Deductions	0.00
-------------------	-------------

* Invalid element x Credit for highlight distribution, base value multiplied by 1.1

Rank	Name	Nation	Starting Number	Total Segment Score	Total Element Score	Total Program Score (factored)	Total Component Score (factored)	Total Deductions
8	Michal BREZINA	CZE	10	165.98	82.54	83.44	0.00	

#	Executed Elements	Info	Base Value	GOE	J1	J2	J3	J4	J5	J6	J7	J8	J9	Ref	Scores of Panel
1	4S<+3T	<	12.40	-0.71	-1	1	-1	-1	1	-1	-1	0	-1		11.69
2	3A+2T		9.80	1.29	2	2	1	1	1	1	1	0	2		11.09
3	3F		5.30	1.10	2	1	2	2	1	2	1	1	2		6.40
4	FSSp4		3.00	0.50	1	1	2	1	1	1	1	1	1		3.50
5	StSq2		2.60	0.86	2	2	1	2	1	2	1	2	2		3.46
6	3A		9.35	x 1.57	1	2	2	2	2	1	1	1	2		10.92
7	3Lo		5.61	x 1.20	2	2	1	2	2	2	1	1	2		6.81
8	3F+2T+2Lo		9.24	x 0.60	1	1	1	1	0	1	0	1	1		9.84
9	3Lz		6.60	x 0.60	1	1	1	0	0	1	1	1	1		7.20
10	2S		1.43	x 0.03	1	0	0	0	1	-1	0	0	0		1.46
11	ChSq1		2.00	1.10	2	2	0	1	1	2	1	2	3		3.10
12	FCCoSp4		3.50	0.14	1	0	1	0	0	1	0	0	0		3.64
13	CCoSp3		3.00	0.43	1	1	1	1	1	1	0	0	1		3.43
			73.83												82.54
Program Components			Factor												
Skating Skills			2.00		8.25	8.50	8.25	8.75	8.00	7.75	8.25	8.75	8.25		8.32
Transitions			2.00		8.00	8.25	8.00	8.50	7.75	7.75	8.00	8.50	8.25		8.11
Performance			2.00		8.25	8.50	8.50	9.00	8.25	8.00	8.50	8.75	8.75		8.50
Composition			2.00		8.00	8.50	8.25	8.50	8.00	8.00	8.25	8.75	8.25		8.25
Interpretation of the Music			2.00		8.50	8.75	8.50	8.75	8.00	8.25	8.50	9.00	8.50		8.54
Judges Total Program Component Score (factored)															83.44

Deductions	0.00
-------------------	-------------

< Under-rotated jump x Credit for highlight distribution, base value multiplied by 1.1

ISU World Figure Skating Championships 2018

MEN FREE SKATING JUDGES DETAILS PER SKATER

Rank	Name	Nation	Starting Number	Total Segment Score	Total Element Score	Total Program Score (factored)	Total Component Score (factored)	Total Deductions
9	Misha GE	UZB	17	163.56	80.00		83.56	0.00

#	Executed Elements	Info	Base Value	GOE	J1	J2	J3	J4	J5	J6	J7	J8	J9	Ref	Scores of Panel
1	3A+1Lo+3S		13.40	0.71	1	1	1	1	0	1	0	0	1		14.11
2	3A		8.50	0.86	1	2	1	1	1	1	1	0	0		9.36
3	3F	!	5.30	0.00	0	0	0	0	0	0	0	0	0		5.30
4	CCSp3		2.80	0.43	1	1	1	1	0	1	1	1	0		3.23
5	StSq3		3.30	0.79	2	2	2	2	1	1	1	2	1		4.09
6	FSSp3		2.60	0.36	0	1	1	0	0	1	1	1	1		2.96
7	3Lz+3T		11.33	x 0.60	1	1	1	1	1	1	0	0	1		11.93
8	3Lz	!	6.60	x 0.00	0	0	0	0	1	-1	-1	0	1		6.60
9	3Lo		5.61	x 0.70	1	1	1	2	0	1	1	1	1		6.31
10	2A+2T		5.06	x 0.29	0	1	1	1	0	1	0	0	1		5.35
11	2A		3.63	x -0.50	-1	-1	-1	-1	-1	-1	-1	-1	-1		3.13
12	ChSq1		2.00	1.70	3	3	3	3	2	2	2	2	2		3.70
13	CCoSp4V		3.00	0.93	3	2	2	2	1	2	1	2	2		3.93
			73.13											80.00	
Program Components			Factor												
Skating Skills			2.00		8.25	8.50	8.50	8.25	7.75	8.00	8.50	7.50	8.00		8.18
Transitions			2.00		8.50	8.25	8.50	8.75	7.50	8.00	8.00	7.25	8.25		8.14
Performance			2.00		8.50	8.50	9.00	8.75	7.75	8.25	8.50	7.75	8.50		8.39
Composition			2.00		8.75	8.50	8.75	8.75	7.75	8.25	8.50	7.75	8.50		8.43
Interpretation of the Music			2.00		9.00	8.75	9.00	9.00	8.00	8.25	8.75	7.75	8.75		8.64
Judges Total Program Component Score (factored)														83.56	

Deductions	0.00
-------------------	-------------

x Credit for highlight distribution, base value multiplied by 1.1 ! Not clear edge

Rank	Name	Nation	Starting Number	Total Segment Score	Total Element Score	Total Program Score (factored)	Total Component Score (factored)	Total Deductions
10	Max AARON	USA	7	161.71	84.43		77.28	0.00

#	Executed Elements	Info	Base Value	GOE	J1	J2	J3	J4	J5	J6	J7	J8	J9	Ref	Scores of Panel
1	4S		10.50	-1.20	-1	-1	-1	-1	-1	-1	-1	-1	-1		9.30
2	3T+2T		5.60	0.40	1	0	1	1	0	1	0	0	1		6.00
3	3Lo		5.10	0.60	1	1	1	2	0	1	1	0	1		5.70
4	StSq3		3.30	0.50	2	1	1	1	1	1	1	1	1		3.80
5	FCCoSp4		3.50	0.36	1	0	1	0	1	1	1	0	1		3.86
6	3Lz		6.60	x 1.20	2	2	2	3	1	2	1	1	2		7.80
7	3A+2T		10.78	x 1.00	1	1	1	1	1	1	0	1	1		11.78
8	3A		9.35	x 1.71	2	2	2	2	1	2	1	1	2		11.06
9	3Lz+1Lo+3S		11.99	x 0.80	2	1	1	2	1	1	1	1	1		12.79
10	FSSp2		2.30	0.14	0	1	1	0	0	1	0	-1	0		2.44
11	ChSq1		2.00	0.70	1	2	1	1	1	1	0	1	1		2.70
12	2A		3.63	x 0.07	0	1	0	2	0	0	0	0	0		3.70
13	CCoSp3		3.00	0.50	1	2	0	0	1	2	1	1	1		3.50
			77.65											84.43	
Program Components			Factor												
Skating Skills			2.00		8.00	7.50	8.00	8.25	7.50	7.75	7.75	7.75	8.00		7.82
Transitions			2.00		7.75	7.50	7.50	7.75	7.50	7.25	7.50	7.75	7.50		7.57
Performance			2.00		8.00	7.75	8.00	8.25	7.50	7.75	7.50	7.75	7.75		7.79
Composition			2.00		8.25	7.50	7.75	8.00	7.50	7.50	7.75	8.00	7.75		7.75
Interpretation of the Music			2.00		8.00	7.50	8.00	7.75	7.50	7.50	7.75	8.00	7.50		7.71
Judges Total Program Component Score (factored)														77.28	

Deductions	0.00
-------------------	-------------

x Credit for highlight distribution, base value multiplied by 1.1

ISU World Figure Skating Championships 2018

MEN FREE SKATING JUDGES DETAILS PER SKATER

Rank	Name	Nation	Starting Number	Total Segment Score	Total Element Score	Total Program Score (factored)	Total Component Score (factored)	Total Deductions
11	Keegan MESSING	CAN	19	159.30	77.16		83.14	1.00

#	Executed Elements	Info	Base Value	GOE	J1	J2	J3	J4	J5	J6	J7	J8	J9	Ref	Scores of Panel
1	3Lz		6.00	-0.40	0	-1	-1	0	0	0	-1	-1	-1		5.60
2	3T		4.30	0.40	1	1	0	1	1	1	0	0	0		4.70
3	3A+2T+2Lo		11.60	1.29	2	2	1	2	1	1	1	1	1		12.89
4	FCCoSp3		3.00	0.93	2	2	2	2	1	2	2	1	2		3.93
5	StSq3		3.30	0.93	3	2	2	2	1	2	2	2	1		4.23
6	4T		11.33	x -4.00	-3	-3	-3	-3	-3	-3	-3	-3	-3		7.33
7	3S+3T		9.57	x 1.10	2	2	2	2	1	2	1	1	1		10.67
8	3A		9.35	x 2.00	3	2	2	2	2	2	1	2	2		11.35
9	FSSp3		2.60	0.93	3	2	1	2	1	2	2	2	2		3.53
10	2Lo		1.98	x 0.09	1	0	1	0	1	0	0	0	0		2.07
11	ChSq1		2.00	1.40	3	2	2	2	2	2	2	2	2		3.40
12	3Fe	e	4.07	x -0.90	-1	-1	-1	-2	-1	-1	-2	-1	-2		3.17
13	CCoSp3		3.00	1.29	3	2	3	3	2	2	3	2	3		4.29
			72.10												77.16
Program Components			Factor												
Skating Skills			2.00		9.00	8.25	8.50	8.50	8.50	8.00	8.25	7.75	8.00		8.29
Transitions			2.00		8.50	8.25	8.25	8.50	8.25	7.75	8.00	7.75	8.25		8.18
Performance			2.00		8.50	8.50	8.50	8.25	8.25	8.00	8.25	7.75	7.75		8.21
Composition			2.00		9.00	8.50	8.25	8.50	8.50	8.25	8.50	8.00	8.25		8.39
Interpretation of the Music			2.00		8.75	8.50	8.75	8.75	8.50	8.25	8.50	8.25	8.00		8.50
Judges Total Program Component Score (factored)															83.14

Deductions	Falls: -1.00(1)	-1.00
-------------------	-----------------	--------------

x Credit for highlight distribution, base value multiplied by 1.1 e Wrong edge

Rank	Name	Nation	Starting Number	Total Segment Score	Total Element Score	Total Program Score (factored)	Total Component Score (factored)	Total Deductions
12	Keiji TANAKA	JPN	11	156.49	78.71		77.78	0.00

#	Executed Elements	Info	Base Value	GOE	J1	J2	J3	J4	J5	J6	J7	J8	J9	Ref	Scores of Panel
1	4S		10.50	-2.23	-1	-2	-2	-2	-1	-2	-2	-3	-2		8.27
2	4S+2T		11.80	0.71	1	2	1	1	0	1	0	0	1		12.51
3	3A		8.50	0.86	1	1	1	1	1	1	0	1	0		9.36
4	CSSp4		3.00	0.36	0	1	1	1	0	1	0	1	1		3.36
5	StSq3		3.30	0.57	2	2	1	1	1	1	1	1	1		3.87
6	3T		4.73	x 0.40	1	1	0	1	1	0	0	1	0		5.13
7	3A+2T		10.78	x -1.00	-1	-1	-1	-1	0	-1	-1	-1	-1		9.78
8	3F		5.83	x -1.50	-2	-3	-2	-2	-2	-2	-2	-3	-2		4.33
9	FCSp4		3.20	0.36	1	1	1	0	0	1	1	1	0		3.56
10	3Lo		5.61	x 0.80	2	1	1	1	0	1	1	1	2		6.41
11	3S		4.84	x 0.00	0	0	-1	0	0	0	0	0	0		4.84
12	ChSq1		2.00	1.00	1	2	2	0	1	2	1	2	1		3.00
13	CCoSp4		3.50	0.79	2	2	2	1	1	2	1	2	1		4.29
			77.59												78.71
Program Components			Factor												
Skating Skills			2.00		8.00	7.75	8.00	8.00	7.75	7.50	8.25	7.50	7.75		7.82
Transitions			2.00		7.75	7.50	7.75	7.50	7.50	7.25	7.75	7.50	7.50		7.57
Performance			2.00		7.75	7.50	8.25	7.75	8.00	7.50	8.00	7.50	7.75		7.75
Composition			2.00		8.00	7.50	8.25	7.75	7.75	7.75	8.25	7.75	8.00		7.89
Interpretation of the Music			2.00		8.00	7.75	8.25	7.50	7.75	7.75	8.25	7.75	7.75		7.86
Judges Total Program Component Score (factored)															77.78

Deductions		0.00
-------------------	--	-------------

x Credit for highlight distribution, base value multiplied by 1.1

ISU World Figure Skating Championships 2018

MEN FREE SKATING JUDGES DETAILS PER SKATER

Rank	Name	Nation	Starting Number	Total Segment Score	Total Element Score	Total Program Score (factored)	Total Component Score (factored)	Total Deductions
13	Alexander MAJOROV	SWE	13	155.08	79.72	75.36	0.00	

#	Executed Elements	Info	Base Value	GOE	J1	J2	J3	J4	J5	J6	J7	J8	J9	Ref	Scores of Panel
1	4T		10.30	0.86	1	1	1	1	1	1	0	0	1		11.16
2	3A+2T		9.80	0.71	0	1	1	1	1	1	0	0	1		10.51
3	3Lz		6.00	-0.10	0	0	-1	0	0	0	0	0	-1		5.90
4	2F	!	1.90	-0.30	-1	-1	-1	-1	0	-1	-1	-1	-1		1.60
5	FSSp4		3.00	0.50	1	1	1	1	0	1	1	1	1		3.50
6	StSq3		3.30	0.50	1	1	1	1	1	1	0	1	1		3.80
7	3A		9.35	x 0.86	1	2	1	1	1	1	0	1	0		10.21
8	2A+3T		8.36	x 0.70	1	1	1	1	1	1	1	1	1		9.06
9	3T+2T+2Lo		8.14	x -0.50	0	-2	-1	0	0	-1	-1	-1	-1		7.64
10	FCCoSp4		3.50	0.43	1	1	1	0	1	0	1	1	1		3.93
11	3S		4.84	x 0.60	1	1	2	0	1	1	1	1	0		5.44
12	ChSq1		2.00	0.90	2	2	1	1	1	1	1	2	1		2.90
13	CCoSp4		3.50	0.57	2	2	1	1	1	1	1	1	1		4.07
			73.99												79.72
Program Components			Factor												
Skating Skills			2.00		7.50	7.50	7.50	7.75	7.75	7.50	7.50	7.50	7.25		7.54
Transitions			2.00		7.25	7.50	7.25	7.50	7.50	7.25	7.00	7.50	7.00		7.32
Performance			2.00		7.75	7.75	7.50	8.00	8.00	7.75	7.25	7.50	7.75		7.71
Composition			2.00		7.50	7.50	7.25	7.75	7.50	7.50	7.50	7.50	7.50		7.50
Interpretation of the Music			2.00		7.75	7.75	7.50	7.50	7.75	7.50	7.50	7.75	7.50		7.61
Judges Total Program Component Score (factored)															75.36

Deductions	0.00
-------------------	-------------

x Credit for highlight distribution, base value multiplied by 1.1 ! Not clear edge

Rank	Name	Nation	Starting Number	Total Segment Score	Total Element Score	Total Program Score (factored)	Total Component Score (factored)	Total Deductions
14	Romain PONSART	FRA	8	149.65	76.21	73.44	0.00	

#	Executed Elements	Info	Base Value	GOE	J1	J2	J3	J4	J5	J6	J7	J8	J9	Ref	Scores of Panel
1	4T<	<	8.00	-2.40	-2	-2	-2	-2	-2	-1	-2	-2	-3		5.60
2	4T+1T		10.70	-1.03	-1	-2	-1	0	-1	0	-1	-1	-1		9.67
3	3A+2T		9.80	1.00	1	1	1	1	1	1	1	0	1		10.80
4	FCCSp4		3.20	0.50	1	1	1	1	0	1	1	1	1		3.70
5	StSq2		2.60	0.43	1	1	1	1	0	2	1	1	0		3.03
6	3A		9.35	x 0.14	0	0	0	1	0	1	0	0	0		9.49
7	3Lz+3T		11.33	x -1.40	-2	-2	-2	-2	-2	-1	-2	-2	-2		9.93
8	3Lo		5.61	x 0.60	0	1	1	1	0	1	1	1	1		6.21
9	3S		4.84	x 0.40	1	1	1	0	0	1	1	0	0		5.24
10	ChSq1		2.00	0.60	1	0	1	1	0	2	1	1	1		2.60
11	2A		3.63	x 0.00	0	0	0	0	0	1	0	0	0		3.63
12	CSSp3		2.60	0.21	0	1	0	0	0	1	1	-1	1		2.81
13	CCoSp3		3.00	0.50	1	1	2	1	0	2	0	1	1		3.50
			76.66												76.21
Program Components			Factor												
Skating Skills			2.00		7.25	7.25	7.25	7.75	7.00	7.50	7.50	7.50	7.25		7.36
Transitions			2.00		7.00	7.00	6.75	7.50	6.50	7.25	7.25	7.25	6.75		7.04
Performance			2.00		7.25	7.25	7.25	7.75	7.00	7.75	7.50	7.50	7.50		7.43
Composition			2.00		7.00	7.50	7.00	7.75	6.75	7.50	7.50	7.50	7.75		7.39
Interpretation of the Music			2.00		7.25	7.50	7.25	8.00	7.00	7.75	7.50	7.50	7.75		7.50
Judges Total Program Component Score (factored)															73.44

Deductions	0.00
-------------------	-------------

< Under-rotated jump x Credit for highlight distribution, base value multiplied by 1.1

ISU World Figure Skating Championships 2018

MEN FREE SKATING JUDGES DETAILS PER SKATER

Rank	Name	Nation	Starting Number	Total Segment Score	Total Element Score	Total Program Score (factored)	Total Component Score (factored)	Total Deductions
15	Brendan KERRY	AUS	4	148.86	78.80		70.06	0.00

#	Executed Elements	Info	Base Value	GOE	J1	J2	J3	J4	J5	J6	J7	J8	J9	Ref	Scores of Panel
1	4T		10.30	0.29	0	1	0	1	0	1	0	0	0		10.59
2	4S		10.50	-1.20	-1	-1	-1	-1	-2	-1	-1	-1	-1		9.30
3	3F		5.30	0.50	1	1	1	0	0	1	1	0	1		5.80
4	CCSp4		3.20	0.14	0	0	1	0	0	1	0	1	0		3.34
5	ChSq1		2.00	0.70	2	1	1	0	0	1	1	2	1		2.70
6	2Lz+2T		3.74	x 0.04	0	0	1	0	0	1	0	0	0		3.78
7	3A		9.35	x -3.00	-3	-3	-2	-3	-3	-3	-3	-3	-3		6.35
8	3A+3T		14.08	x -0.29	0	1	-1	0	0	0	-2	0	-1		13.79
9	3Lz+1Lo+3S		11.99	x -1.30	-1	-2	-2	-1	-2	-2	-2	-2	-2		10.69
10	2A		3.63	x -0.79	-2	-1	-2	-1	-2	-1	-2	-1	-2		2.84
11	CCoSp4		3.50	0.21	0	0	1	0	0	1	0	1	1		3.71
12	StSq2		2.60	0.50	1	1	1	1	1	1	0	1	1		3.10
13	FSSp3		2.60	0.21	0	0	1	0	0	1	0	1	1		2.81
			82.79												78.80
Program Components				Factor											
Skating Skills				2.00	7.00	7.50	7.25	7.25	6.50	6.75	6.75	7.50	7.50		7.14
Transitions				2.00	6.75	7.00	7.00	7.00	6.25	6.50	6.50	7.50	6.75		6.79
Performance				2.00	7.25	7.50	7.25	7.00	6.25	6.50	6.75	7.50	7.25		7.07
Composition				2.00	7.00	7.50	7.00	7.00	6.50	6.25	6.75	7.75	7.00		6.96
Interpretation of the Music				2.00	7.25	7.25	7.50	6.75	6.25	6.50	7.00	7.75	7.25		7.07
Judges Total Program Component Score (factored)															70.06

Deductions	0.00
-------------------	-------------

x Credit for highlight distribution, base value multiplied by 1.1

Rank	Name	Nation	Starting Number	Total Segment Score	Total Element Score	Total Program Score (factored)	Total Component Score (factored)	Total Deductions
16	Paul FENTZ	GER	15	148.43	73.43		75.00	0.00

#	Executed Elements	Info	Base Value	GOE	J1	J2	J3	J4	J5	J6	J7	J8	J9	Ref	Scores of Panel
1	3A+3T		12.80	1.43	1	2	2	2	2	1	1	1	1		14.23
2	4T<	<	8.00	-1.03	-1	0	-1	-1	0	-1	-1	-1	-2		6.97
3	3Lo		5.10	0.60	1	1	1	1	1	1	0	1	0		5.70
4	StSq3		3.30	0.57	1	1	2	2	1	1	0	1	1		3.87
5	CCoSp4		3.50	0.57	1	1	2	1	1	1	1	1	2		4.07
6	1A		1.21	x 0.03	1	0	0	0	0	0	0	0	1		1.24
7	3Lz		6.60	x 0.70	1	1	1	2	1	1	1	1	1		7.30
8	3S+3T		9.57	x -1.00	-1	-2	-1	-2	0	-1	-1	-3	-2		8.57
9	FCSp4		3.20	0.29	1	1	2	0	0	1	0	0	1		3.49
10	3Lz+2T		8.03	x 0.00	0	0	0	0	-1	0	0	0	0		8.03
11	2A		3.63	x 0.50	1	1	1	2	1	1	0	1	1		4.13
12	CSSp4		3.00	0.43	0	1	2	1	1	1	0	1	1		3.43
13	ChSq1		2.00	0.40	1	1	1	0	0	1	0	1	0		2.40
			69.94												73.43
Program Components				Factor											
Skating Skills				2.00	7.50	7.50	7.50	8.25	8.00	7.50	7.50	7.50	7.25		7.57
Transitions				2.00	7.25	7.25	7.50	7.75	7.75	7.00	7.00	7.25	7.50		7.36
Performance				2.00	7.50	7.50	7.75	8.00	7.50	7.25	7.25	7.50	7.50		7.50
Composition				2.00	7.75	7.25	7.75	7.75	7.50	7.50	7.50	7.50	7.75		7.61
Interpretation of the Music				2.00	7.50	7.25	7.75	7.75	7.75	7.25	7.25	7.50	7.25		7.46
Judges Total Program Component Score (factored)															75.00

Deductions	0.00
-------------------	-------------

< Under-rotated jump x Credit for highlight distribution, base value multiplied by 1.1

ISU World Figure Skating Championships 2018

MEN FREE SKATING JUDGES DETAILS PER SKATER

Rank	Name	Nation	Starting Number	Total Segment Score	Total Element Score	Total Program Score (factored)	Total Component Score (factored)	Total Deductions
17	Matteo RIZZO	ITA	12	148.01	73.99		75.02	1.00

#	Executed Elements	Info	Base Value	GOE	J1	J2	J3	J4	J5	J6	J7	J8	J9	Ref	Scores of Panel
1	4T<	<	8.00	-2.63	-2	-2	-2	-2	0	-2	-3	-3	-2		5.37
2	3A+2T		9.80	1.00	1	1	1	2	1	1	1	1	1		10.80
3	3Lz		6.00	0.70	1	1	2	1	0	1	1	1	1		6.70
4	FSSp4		3.00	0.43	0	1	1	1	0	2	1	1	1		3.43
5	ChSq1		2.00	0.70	1	1	1	0	1	1	1	1	1		2.70
6	3A	x	9.35	1.57	2	2	2	1	1	2	1	1	2		10.92
7	2Lz+1Lo+3S	x	7.70	-2.10	-3	-3	-3	-3	-3	-3	-3	-3	-3		5.60
8	3Lo	x	5.61	0.60	1	1	1	1	0	1	0	1	1		6.21
9	3T	x	4.73	0.60	1	1	1	1	0	1	0	1	1		5.33
10	CCSp3		2.80	0.36	0	1	0	1	1	1	1	0	1		3.16
11	3F	x	5.83	0.00	0	0	0	0	0	0	0	0	-1		5.83
12	StSq3		3.30	0.71	2	2	1	1	1	1	1	2	2		4.01
13	CCoSp4		3.50	0.43	1	1	1	0	1	1	0	1	1		3.93
			71.62												73.99
	Program Components			Factor											
	Skating Skills			2.00	7.50	7.75	7.50	8.00	7.50	7.50	7.50	7.50	7.25		7.54
	Transitions			2.00	7.25	7.50	7.25	7.50	7.25	7.00	7.25	7.25	7.00		7.25
	Performance			2.00	7.50	7.50	7.75	7.75	7.75	7.50	7.50	7.50	7.50		7.57
	Composition			2.00	7.75	7.50	7.50	7.75	7.50	7.25	7.50	7.50	7.50		7.54
	Interpretation of the Music			2.00	7.50	7.75	7.75	7.50	7.75	7.50	7.50	7.50	7.75		7.61
	Judges Total Program Component Score (factored)														75.02

Deductions	Falls: -1.00(1)	-1.00
-------------------	-----------------	--------------

< Under-rotated jump x Credit for highlight distribution, base value multiplied by 1.1

Rank	Name	Nation	Starting Number	Total Segment Score	Total Element Score	Total Program Score (factored)	Total Component Score (factored)	Total Deductions
18	Daniel SAMOHIN	ISR	2	141.23	72.39		70.84	2.00

#	Executed Elements	Info	Base Value	GOE	J1	J2	J3	J4	J5	J6	J7	J8	J9	Ref	Scores of Panel
1	4T+3T		14.60	1.00	0	1	1	1	1	1	1	1	1		15.60
2	4S		10.50	-4.00	-3	-3	-3	-3	-3	-3	-3	-3	-3		6.50
3	3A		8.50	-1.71	-2	-2	-1	0	-1	-2	-2	-3	-2		6.79
4	CCoSp4		3.50	0.43	1	1	2	0	1	1	1	0	1		3.93
5	ChSq1		2.00	0.60	1	1	1	-1	0	1	2	1	1		2.60
6	2A	x	3.63	-1.50	-3	-3	-3	-3	-3	-3	-3	-3	-3		2.13
7	4T+1Lo<<+2S	<<	12.76	-1.89	-2	-2	-1	-2	-1	-1	-2	-1	-2		10.87
8	3Lz	x	6.60	-0.70	-1	-1	-1	-1	-2	-1	-1	-1	-1		5.90
9	3Lo	x	5.61	-1.40	-2	-2	-2	-2	-2	-2	-1	-2	-2		4.21
10	2A	x	3.63	0.14	0	0	1	1	0	1	0	0	0		3.77
11	StSq3		3.30	0.71	2	1	2	0	1	1	2	2	1		4.01
12	FCSp3		2.80	0.14	1	1	1	0	0	0	0	0	0		2.94
13	CSSp4		3.00	0.14	0	0	1	0	0	1	0	1	-1		3.14
			80.43												72.39
	Program Components			Factor											
	Skating Skills			2.00	7.75	7.25	7.50	7.25	6.00	7.00	7.75	7.50	7.00		7.32
	Transitions			2.00	7.25	7.00	7.00	6.50	5.75	6.75	7.50	7.25	6.50		6.89
	Performance			2.00	7.00	6.50	7.50	6.50	5.75	6.50	7.50	7.25	6.50		6.82
	Composition			2.00	7.25	7.50	7.25	7.00	6.00	6.50	7.75	7.75	7.25		7.21
	Interpretation of the Music			2.00	7.50	6.75	7.50	7.00	6.00	6.75	7.75	7.75	7.00		7.18
	Judges Total Program Component Score (factored)														70.84

Deductions	Falls: -2.00(2)	-2.00
-------------------	-----------------	--------------

<< Downgraded jump x Credit for highlight distribution, base value multiplied by 1.1

ISU World Figure Skating Championships 2018

MEN FREE SKATING JUDGES DETAILS PER SKATER

Rank	Name	Nation	Starting Number	Total Segment Score	Total Element Score	Total Program Component Score (factored)		Total Deductions							
19	Vincent ZHOU	USA	23	138.46	66.24	76.22		4.00							
#	Executed Elements	Info	Base Value	GOE	J1	J2	J3	J4	J5	J6	J7	J8	J9	Ref	Scores of Panel
1	4Lz<	<	9.50	-4.00	-3	-3	-3	-3	-3	-3	-3	-3	-3		5.50
2	4F<	!	8.60	-1.89	-2	-2	-2	-1	0	-1	-2	-1	-2		6.71
3	4S<	<	8.10	-4.00	-3	-3	-3	-3	-2	-3	-3	-3	-3		4.10
4	CSSp4		3.00	0.36	0	0	1	1	1	1	1	0	1		3.36
5	ChSq1		2.00	1.00	2	1	2	2	2	1	1	1	1		3.00
6	4Lz<+REP	<	7.32	x -1.71	-2	-2	-2	-1	-1	-1	-2	-1	-1		5.61
7	4T		11.33	x 0.57	0	1	0	1	1	0	1	1	0		11.90
8	4S<+REP	<	6.24	x -4.00	-3	-3	-3	-3	-3	-3	-3	-3	-3		2.24
9	3A<	<	6.49	x -3.00	-3	-3	-3	-3	-3	-3	-3	-3	-3		3.49
10	FCSp2		2.30	-0.26	-1	-1	0	-1	0	-1	-1	-1	-1		2.04
11	StSq3		3.30	0.57	1	1	1	1	2	1	0	2	1		3.87
12	3Lz+1Lo+3F<	<	11.22	x -0.80	-2	-1	-2	0	0	-1	-2	-1	-1		10.42
13	CCoSp4		3.50	0.50	1	1	1	1	1	1	0	1	1		4.00
			82.90											66.24	
Program Components			Factor												
Skating Skills			2.00		7.75	6.75	8.25	7.50	8.25	7.75	7.50	8.50	7.25		7.75
Transitions			2.00		7.50	6.50	7.75	7.50	8.50	7.25	7.25	8.25	7.50		7.57
Performance			2.00		7.25	6.25	7.75	7.00	8.25	7.50	7.00	8.25	6.25		7.29
Composition			2.00		7.75	7.00	8.00	7.75	8.75	7.75	7.75	8.50	7.75		7.89
Interpretation of the Music			2.00		7.50	6.25	8.00	7.50	8.75	7.25	7.75	8.50	6.75		7.61
Judges Total Program Component Score (factored)														76.22	
Deductions			Falls: -4.00(3)											-4.00	

< Under-rotated jump x Credit for highlight distribution, base value multiplied by 1.1 ! Not clear edge REP Jump repetition

Rank	Name	Nation	Starting Number	Total Segment Score	Total Element Score	Total Program Component Score (factored)		Total Deductions							
20	Julian Zhi Jie YEE	MAS	1	136.60	71.54	65.06		0.00							
#	Executed Elements	Info	Base Value	GOE	J1	J2	J3	J4	J5	J6	J7	J8	J9	Ref	Scores of Panel
1	3A+2T		9.80	0.14	0	0	0	0	0	1	0	0	1		9.94
2	3A		8.50	0.71	0	1	1	1	0	1	0	1	1		9.21
3	3F+3T	!	9.60	-0.70	-1	-1	-1	-1	-1	-1	-1	0	-1		8.90
4	FCSSp4		3.00	0.43	1	1	1	1	1	1	0	0	1		3.43
5	3S		4.40	-1.50	-2	-2	-2	-3	-2	-2	-2	-3	-2		2.90
6	3Lz		6.00	0.50	1	1	1	0	0	1	0	1	1		6.50
7	3F		5.30	0.10	0	1	0	0	1	0	0	0	0		5.40
8	ChSq1		2.00	0.70	1	1	1	2	1	1	1	1	1		2.70
9	FCCoSp4		3.50	0.21	1	1	0	0	0	1	0	0	1		3.71
10	StSq2		2.60	0.07	0	0	1	0	0	1	0	0	0		2.67
11	3Lo		5.61	x 0.40	1	1	1	0	0	2	0	1	0		6.01
12	2A+2A+SEQ		5.81	x 0.43	0	1	1	1	1	1	0	1	1		6.24
13	CCoSp4		3.50	0.43	1	1	1	1	0	1	0	1	1		3.93
			69.62											71.54	
Program Components			Factor												
Skating Skills			2.00		6.50	6.50	6.75	6.50	6.50	6.75	6.00	7.00	6.00		6.50
Transitions			2.00		6.25	6.25	6.50	6.75	6.00	6.50	5.75	6.50	6.00		6.29
Performance			2.00		6.75	6.50	6.75	7.00	6.50	6.75	6.25	6.75	6.50		6.64
Composition			2.00		6.50	6.50	6.50	6.75	6.25	6.50	6.00	6.75	6.25		6.46
Interpretation of the Music			2.00		6.75	6.25	6.75	7.25	6.25	6.75	6.25	7.00	6.75		6.64
Judges Total Program Component Score (factored)														65.06	
Deductions														0.00	

x Credit for highlight distribution, base value multiplied by 1.1 ! Not clear edge

ISU World Figure Skating Championships 2018

MEN FREE SKATING JUDGES DETAILS PER SKATER

Rank	Name	Nation	Starting Number	Total Segment Score	Total Element Score	Total Program Component Score (factored)	Total Deductions
21	Donovan CARRILLO	MEX	6	132.63	66.85	65.78	0.00

#	Executed Elements	Info	Base Value	GOE	J1	J2	J3	J4	J5	J6	J7	J8	J9	Ref	Scores of Panel
1	2A		3.30	0.50	1	1	1	1	1	2	1	1	1		3.80
2	3Lz+2T+2Lo		9.10	0.10	0	0	1	0	0	1	0	0	0		9.20
3	3F+3T		9.60	0.10	0	1	0	0	0	0	0	1	0		9.70
4	FCCoSp4		3.50	0.50	1	1	1	1	1	1	1	1	2		4.00
5	3Lz+2T		7.30	0.20	0	0	1	0	0	1	0	0	1		7.50
6	3F	x	5.83	-1.40	-2	-2	-2	-2	-1	-2	-2	-2	-2		4.43
7	CCoSp4		3.50	0.71	1	1	2	1	0	2	2	1	2		4.21
8	3Lo	x	5.61	-0.40	0	-1	-1	0	0	0	-1	-1	-1		5.21
9	3S	x	4.84	0.00	0	0	0	0	0	0	0	0	0		4.84
10	StSq3		3.30	0.43	1	1	1	0	1	1	0	1	1		3.73
11	ChSq1		2.00	0.60	1	1	1	0	0	1	1	1	2		2.60
12	2A	x	3.63	0.50	1	1	1	1	0	1	1	1	1		4.13
13	CSSp4		3.00	0.50	1	1	1	1	0	1	1	1	1		3.50
			64.51											66.85	
Program Components			Factor												
Skating Skills			2.00		6.25	6.50	6.25	6.50	6.50	6.50	6.00	6.50	5.75		6.36
Transitions			2.00		6.25	6.50	6.25	6.75	6.50	6.25	6.00	6.50	6.50		6.39
Performance			2.00		6.50	6.50	6.75	7.25	6.75	7.00	6.50	6.50	7.00		6.71
Composition			2.00		6.25	6.75	6.50	6.75	6.50	6.75	6.25	7.75	6.75		6.61
Interpretation of the Music			2.00		6.50	6.75	6.75	7.25	6.75	7.00	6.50	7.75	6.75		6.82
Judges Total Program Component Score (factored)														65.78	

Deductions	0.00
-------------------	-------------

x Credit for highlight distribution, base value multiplied by 1.1

Rank	Name	Nation	Starting Number	Total Segment Score	Total Element Score	Total Program Component Score (factored)	Total Deductions
22	Slavik HAYRAPETYAN	ARM	3	131.54	66.60	64.94	0.00

#	Executed Elements	Info	Base Value	GOE	J1	J2	J3	J4	J5	J6	J7	J8	J9	Ref	Scores of Panel
1	3A		8.50	-0.86	-1	-1	-1	0	-1	0	-1	-1	-1		7.64
2	2A		3.30	0.57	1	1	1	2	1	1	1	1	2		3.87
3	3F		5.30	0.70	1	1	1	0	1	1	1	1	1		6.00
4	3Lz		6.00	0.60	1	1	1	1	0	1	0	1	1		6.60
5	FCSp4		3.20	0.36	0	1	1	1	0	1	0	1	1		3.56
6	StSq2		2.60	0.29	1	0	0	1	1	1	0	1	0		2.89
7	3F+3T	x	10.56	0.10	0	1	0	0	0	1	0	0	0		10.66
8	3S	x	4.84	0.60	1	1	0	1	0	1	1	1	1		5.44
9	3T+2T	x	6.16	0.00	0	0	0	0	0	1	0	0	0		6.16
10	ChSq1		2.00	0.90	2	1	1	1	1	1	1	2	2		2.90
11	2A	x	3.63	0.36	1	1	1	0	0	1	1	0	1		3.99
12	CCoSp4		3.50	0.29	1	1	1	0	0	1	0	0	2		3.79
13	CSSp4		3.00	0.10	0	1	-1	1	-2	0	0	1	0		3.10
			62.59											66.60	
Program Components			Factor												
Skating Skills			2.00		6.50	6.25	6.50	7.00	6.25	6.50	6.25	6.75	6.25		6.43
Transitions			2.00		6.25	6.25	6.00	6.75	6.00	6.25	6.00	6.50	6.50		6.25
Performance			2.00		6.75	6.50	6.50	7.50	6.50	6.50	6.25	6.50	7.00		6.61
Composition			2.00		6.50	6.50	6.25	7.00	6.25	6.50	6.50	6.75	6.75		6.54
Interpretation of the Music			2.00		6.75	6.50	6.50	7.00	6.50	6.25	6.50	6.75	7.00		6.64
Judges Total Program Component Score (factored)														64.94	

Deductions	0.00
-------------------	-------------

x Credit for highlight distribution, base value multiplied by 1.1

ISU World Figure Skating Championships 2018

MEN FREE SKATING JUDGES DETAILS PER SKATER

Rank	Name	Nation	Starting Number	Total Segment Score	Total Element Score	Total Program Score (factored)	Total Component Score (factored)	Total Deductions
23	Boyang JIN	CHN	21	127.56	63.34		73.22	9.00

#	Executed Elements	Info	Base Value	GOE	J1	J2	J3	J4	J5	J6	J7	J8	J9	Ref	Scores of Panel
1	4Lz<	<	9.50	-4.00	-3	-3	-3	-2	-3	-3	-3	-3	-3		5.50
2	2S		1.30	0.00	1	0	0	0	0	0	0	0	0		1.30
3	3A+1Lo+3S		13.40	0.86	1	1	2	1	0	1	0	0	2		14.26
4	FCSp4		3.20	0.36	1	0	2	0	0	1	1	1	1		3.56
5	ChSq1		2.00	1.20	1	2	2	2	2	2	1	1	2		3.20
6	4T<	<	8.80	x -4.00	-3	-3	-3	-3	-3	-3	-3	-3	-3		4.80
7	4T+REP		7.93	x -4.00	-3	-3	-3	-3	-3	-3	-3	-3	-3		3.93
8	3A		9.35	x 0.71	1	1	1	2	1	1	0	0	0		10.06
9	3Lz+2T<<	<<	7.04	x -2.10	-3	-3	-3	-3	-3	-3	-3	-3	-3		4.94
10	3F		5.83	x -2.10	-3	-3	-3	-3	-3	-3	-3	-3	-3		3.73
11	CSSp3		2.60	0.00	0	0	0	0	0	1	0	0	0		2.60
12	StSq2		2.60	0.29	1	1	0	-1	1	1	0	1	0		2.89
13	CCoSp3V		2.50	0.07	0	0	1	0	0	1	0	0	0		2.57
			76.05											63.34	
Program Components			Factor												
Skating Skills			2.00		8.00	7.25	8.25	7.25	7.75	7.50	7.25	7.75	7.50		7.57
Transitions			2.00		7.00	7.00	8.00	7.25	7.50	7.50	7.00	7.50	6.50		7.25
Performance			2.00		6.75	6.75	7.75	7.00	7.25	7.50	6.50	7.25	6.75		7.04
Composition			2.00		7.50	7.00	8.25	7.50	8.00	7.75	7.25	7.50	7.25		7.54
Interpretation of the Music			2.00		7.00	7.00	8.25	7.00	7.50	7.50	7.25	7.25	7.00		7.21
Judges Total Program Component Score (factored)														73.22	

Deductions	Falls: -9.00(5)	-9.00
-------------------	-----------------	--------------

< Under-rotated jump << Downgraded jump x Credit for highlight distribution, base value multiplied by 1.1 REP Jump repetition

Rank	Name	Nation	Starting Number	Total Segment Score	Total Element Score	Total Program Score (factored)	Total Component Score (factored)	Total Deductions
24	Phillip HARRIS	GBR	5	119.10	53.04		66.06	0.00

#	Executed Elements	Info	Base Value	GOE	J1	J2	J3	J4	J5	J6	J7	J8	J9	Ref	Scores of Panel
1	3F+3T	!	9.60	-1.40	-2	-2	-2	-2	-2	-2	-2	-2	-2		8.20
2	3A		8.50	-0.14	0	0	-1	0	0	0	0	0	-1		8.36
3	CCSp2		2.30	0.14	0	0	1	0	0	1	0	1	0		2.44
4	2A		3.30	-0.64	-2	-1	-1	-1	-1	-1	-2	-1	-2		2.66
5	StSq2		2.60	0.50	1	1	1	2	1	1	0	2	0		3.10
6	3F<+2T	<	5.50	x -1.40	-2	-2	-2	-2	-2	-2	-2	-2	-2		4.10
7	FSSp3		2.60	0.43	1	1	1	1	0	1	0	1	2		3.03
8	2Lz+1Lo+3S		7.70	x 0.00	0	-1	0	0	0	0	0	0	0		7.70
9	3Lo		5.61	x -0.40	0	0	0	-1	0	-1	-1	-1	-1		5.21
10	2A		3.63	x -1.00	-1	-2	-2	-2	-2	-2	-2	-3	-2		2.63
11	2A*	*	0.00	x 0.00	-	-	-	-	-	-	-	-	-		0.00
12	ChSq1		2.00	0.40	1	1	1	0	0	1	0	1	-1		2.40
13	CCoSp3		3.00	0.21	0	1	1	0	0	1	0	1	0		3.21
			56.34											53.04	
Program Components			Factor												
Skating Skills			2.00		6.75	7.25	6.50	6.75	6.50	6.00	6.75	6.75	6.00		6.57
Transitions			2.00		6.75	6.75	6.25	7.00	6.25	6.00	6.25	6.75	5.75		6.43
Performance			2.00		6.50	7.00	6.50	7.00	6.50	6.50	6.25	6.75	5.75		6.57
Composition			2.00		6.75	7.25	6.50	7.25	6.50	6.25	6.75	7.00	6.25		6.71
Interpretation of the Music			2.00		6.75	7.25	6.75	7.00	6.75	6.25	6.75	7.00	6.00		6.75
Judges Total Program Component Score (factored)														66.06	

Deductions		0.00
-------------------	--	-------------

< Under-rotated jump * Invalid element x Credit for highlight distribution, base value multiplied by 1.1 ! Not clear edge

ISU World Figure Skating Championships 2018

ICE DANCE

Mediolanum Forum	23 Mar 2018 24 Mar 2018	Short Dance Free Dance
-------------------------	----------------------------	---------------------------

Size of Skating Area	:	30m*60m
Ice Conditions	:	very good
Number of Entries	:	31
Number of Participants	:	31

Entry Withdrawn	:	
-----------------	---	--

Short Dance			
Duration	:	2:50	+ - 10 Sec.
Segment Factor	:	1.00	
Program Component Factors			
	Skating Skills		0.80
	Transitions		0.80
	Performance		0.80
	Composition		0.80
	Interpretation of the Music/Timing		0.80

Free Dance			
Duration	:	4:00	+ - 10 Sec.
Segment Factor	:	1.00	
Program Components Factors			
	Skating Skills		1.20
	Transitions		1.20
	Performance		1.20
	Composition		1.20
	Interpretation of the Music/Timing		1.20

ISU World Figure Skating Championships 2018

PANEL OF JUDGES

ICE DANCE - SHORT DANCE

Officials

Technical Controller	Ms. Christine HURTH	ISU
Technical Specialist	Ms. Marie BOWNESS	ISU
Assistant Technical Specialist	Ms. Judy BLUMBERG	ISU

Judges

Referee	Ms. Rossella CECCATTINI	ISU
Judge No.1	Ms. Anastassiya MAKAROVA	ISU
Judge No.2	Mr. Richard KOSINA	ISU
Judge No.3	Ms. Tanay OZKAN SILAOGLU	ISU
Judge No.4	Ms. Laimute KRAUZIENE	ISU
Judge No.5	Ms. Marta OLOZAGARRE	ISU
Judge No.6	Ms. Brigitte WENDT	ISU
Judge No.7	Ms. Mayumi KATO	ISU
Judge No.8	Mr. Roberts KRUTKRAMELIS	ISU
Judge No.9	Ms. Salome CHIGOGIDZE	ISU

Data/Replay Operator

Data Operator	Mr. Matteo BALLABIO	ISU
Replay Operator	Mr. Michael WALDVOGEL	ISU

ISU World Figure Skating Championships 2018

PANEL OF JUDGES

ICE DANCE - FREE DANCE

Officials

Technical Controller	Ms. Christine HURTH	ISU
Technical Specialist	Ms. Marie BOWNESS	ISU
Assistant Technical Specialist	Ms. Judy BLUMBERG	ISU

Judges

Referee	Ms. Rossella CECCATTINI	ISU
Judge No.1	Ms. Salome CHIGOGIDZE	ISU
Judge No.2	Ms. Irina MEDVEDEVA	ISU
Judge No.3	Ms. Brigitte WENDT	ISU
Judge No.4	Ms. Anastassiya MAKAROVA	ISU
Judge No.5	Ms. Mayumi KATO	ISU
Judge No.6	Ms. Jean SENFT	ISU
Judge No.7	Ms. Marta OLOZAGARRE	ISU
Judge No.8	Ms. Chihee RHEE	ISU
Judge No.9	Mr. Leo LENKOLA	ISU

Data/Replay Operator

Data Operator	Mr. Matteo BALLABIO	ISU
Replay Operator	Mr. Michael WALDVOGEL	ISU

Podium Ice Dance



1st place

Gabriella PAPADAKIS / Guillaume CIZERON
FRA

2nd place

Madison HUBBELL / Zachary DONOHUE
USA

3rd place

Kaitlyn WEAVER / Andrew POJE
CAN

Official ISU Sponsors

ISU World Figure Skating Championships 2018

RESULTS

ICE DANCE FINAL RESULT

Pl.	Name	Nation	Total Score	SD	FD
1	Gabriella PAPADAKIS / Guillaume CIZERON	FRA	207.20	1	1
2	Madison HUBBELL / Zachary DONOHUE	USA	196.64	2	2
3	Kaitlyn WEAVER / Andrew POJE	CAN	192.35	3	4
4	Anna CAPPELLINI / Luca LANOTTE	ITA	192.08	4	3
5	Madison CHOCK / Evan BATES	USA	187.28	5	5
6	Piper GILLES / Paul POIRIER	CAN	186.10	6	6
7	Alexandra STEPANOVA / Ivan BUKIN	RUS	184.01	7	7
8	Tiffani ZAGORSKI / Jonathan GUERREIRO	RUS	180.42	8	8
9	Charlene GUIGNARD / Marco FABBRI	ITA	178.44	9	9
10	Kaitlin HAWAYEK / Jean-Luc BAKER	USA	165.28	15	10
11	Kana MURAMOTO / Chris REED	JPN	164.38	10	11
12	Olivia SMART / Adrian DIAZ	ESP	162.05	12	12
13	Marie-Jade LAURIAULT / Romain LE GAC	FRA	159.64	14	13
14	Carolane SOUCISSE / Shane FIRUS	CAN	159.46	11	14
15	Alexandra NAZAROVA / Maxim NIKITIN	UKR	158.40	16	15
16	Kavita LORENZ / Joti POLIZOAKIS	GER	157.02	17	16
17	Natalia KALISZEK / Maksym SPODYRIEV	POL	151.46	13	19
18	Shiyue WANG / Xinyu LIU	CHN	150.75	19	17
19	Alisa AGAFONOVA / Alper UCAR	TUR	149.05	20	18
20	Allison REED / Saulius AMBRULEVICIUS	LTU	148.30	18	20
Final not Reached					
21	Yura MIN / Alexander GAMELIN	KOR	58.82	21	
22	Tina GARABEDIAN / Simon PROULX SENEAL	ARM	58.64	22	
23	Cecilia TÖRN / Jussiville PARTANEN	FIN	57.96	23	
24	Lilah FEAR / Lewis GIBSON	GBR	57.56	24	
25	Lucie MYSLIVECKOVA / Lukas CSOLLEY	SVK	55.54	25	
26	Cortney MANSOUROVA / Michal CESKA	CZE	55.27	26	
27	Anna YANOVSKAYA / Adam LUKACS	HUN	54.11	27	
28	Viktoria KAVALIOVA / Yurii BIELIAIEV	BLR	50.40	28	
29	Teodora MARKOVA / Simon DAZE	BUL	47.57	29	
30	Chantelle KERRY / Andrew DODDS	AUS	46.05	30	
31	Adel TANKOVA / Ronald ZILBERBERG	ISR	43.50	31	



Ms. Rossella CECCATTINI ISU

Referee

Printed: 24/03/2018 18:40:14



Ms. Christine HURTH ISU

Technical Controller

ISU World Figure Skating Championships 2018

RESULTS

ICE DANCE SHORT DANCE

Pl.	Name	Nation	Total Segment Score
1	Gabriella PAPADAKIS / Guillaume CIZERON	FRA	83.73
2	Madison HUBBELL / Zachary DONOHUE	USA	80.42
3	Kaitlyn WEAVER / Andrew POJE	CAN	78.31
4	Anna CAPPELLINI / Luca LANOTTE	ITA	77.46
5	Madison CHOCK / Evan BATES	USA	75.66
6	Piper GILLES / Paul POIRIER	CAN	74.51
7	Alexandra STEPANOVA / Ivan BUKIN	RUS	74.50
8	Tiffani ZAGORSKI / Jonathan GUERREIRO	RUS	72.45
9	Charlene GUIGNARD / Marco FABBRI	ITA	71.15
10	Kana MURAMOTO / Chris REED	JPN	65.65
11	Carolane SOUCISSE / Shane FIRUS	CAN	64.02
12	Olivia SMART / Adrian DIAZ	ESP	63.73
13	Natalia KALISZEK / Maksym SPODYRIEV	POL	63.70
14	Marie-Jade LAURIAULT / Romain LE GAC	FRA	63.50
15	Kaitlin HAWAYEK / Jean-Luc BAKER	USA	63.48
16	Alexandra NAZAROVA / Maxim NIKITIN	UKR	63.35
17	Kavita LORENZ / Joti POLIZOAKIS	GER	62.08
18	Allison REED / Saulius AMBRULEVICIUS	LTU	61.33
19	Shiyue WANG / Xinyu LIU	CHN	61.18
20	Alisa AGAFONOVA / Alper UCAR	TUR	60.38
21	Yura MIN / Alexander GAMELIN	KOR	58.82
22	Tina GARABEDIAN / Simon PROULX SENEAL	ARM	58.64
23	Cecilia TÖRN / Jussiville PARTANEN	FIN	57.96
24	Lilah FEAR / Lewis GIBSON	GBR	57.56
25	Lucie MYSLIVECKOVA / Lukas CSOLLEY	SVK	55.54
26	Cortney MANSOUROVA / Michal CESKA	CZE	55.27
27	Anna YANOVSKAYA / Adam LUKACS	HUN	54.11
28	Viktoria KAVALIOVA / Yurii BIELIAIEV	BLR	50.40
29	Teodora MARKOVA / Simon DAZE	BUL	47.57
30	Chantelle KERRY / Andrew DODDS	AUS	46.05
31	Adel TANKOVA / Ronald ZILBERBERG	ISR	43.50

ISU World Figure Skating Championships 2018

ICE DANCE SHORT DANCE JUDGES DETAILS PER SKATER

Rank	Name	Nation	Starting Number	Total Segment Score	Total Element Score	Program Component Score (factored)	Total Deductions
1	Gabriella PAPADAKIS / Guillaume CIZERON	FRA	31	83.73	44.37	39.36	0.00

#	Executed Elements	Info	Base Value	GOE	J1	J2	J3	J4	J5	J6	J7	J8	J9	Ref	Scores of Panel
1	1RH3+kpNYY		4.40	1.80	3	2	3	3	3	3	3	3	3		6.20
2	NtMiSt4		8.60	3.14	3	3	2	3	3	2	3	3	3		11.74
3	STw4		6.60	1.80	3	3	3	3	3	3	3	2	3		8.40
4	PSt4		8.60	3.30	3	3	3	3	3	3	3	3	3		11.90
5	SILi4		4.50	1.63	3	3	2	3	2	2	3	3	3		6.13
			32.70												44.37
Program Components			Factor												
Skating Skills			0.80		9.75	9.75	9.75	9.75	9.50	9.50	9.75	9.50	9.75		9.68
Transitions			0.80		10.00	9.50	9.75	9.75	9.75	9.75	9.75	9.50	9.75		9.71
Performance			0.80		10.00	9.75	9.75	10.00	10.00	10.00	10.00	9.75	10.00		9.93
Composition			0.80		9.75	9.75	10.00	10.00	10.00	9.75	9.75	10.00	10.00		9.89
Interpretation of the Music/Timing			0.80		10.00	9.75	10.00	10.00	10.00	10.00	10.00	10.00	10.00		10.00
Judges Total Program Component Score (factored)															39.36

Deductions	0.00
-------------------	-------------

Rank	Name	Nation	Starting Number	Total Segment Score	Total Element Score	Program Component Score (factored)	Total Deductions
2	Madison HUBBELL / Zachary DONOHUE	USA	28	80.42	43.11	37.31	0.00

#	Executed Elements	Info	Base Value	GOE	J1	J2	J3	J4	J5	J6	J7	J8	J9	Ref	Scores of Panel
1	NtMiSt4		8.60	2.67	3	3	2	2	3	2	3	2	2		11.27
2	1RH4+kpYYY		5.00	1.20	2	2	2	2	2	2	3	2	2		6.20
3	PSt4		8.60	2.51	3	2	3	2	2	3	2	2	2		11.11
4	CuLi4		4.50	1.63	3	3	3	3	3	3	2	2	2		6.13
5	STw4		6.60	1.80	3	3	3	3	3	3	3	2	3		8.40
			33.30												43.11
Program Components			Factor												
Skating Skills			0.80		9.50	9.25	9.25	9.25	9.25	9.25	9.25	9.00	9.50		9.29
Transitions			0.80		9.50	9.00	9.00	9.25	9.25	9.25	9.00	8.75	9.25		9.14
Performance			0.80		9.75	9.50	9.50	9.50	9.50	9.50	9.00	9.25	9.25		9.43
Composition			0.80		9.75	9.25	9.25	9.50	9.50	9.25	9.25	9.25	9.50		9.36
Interpretation of the Music/Timing			0.80		9.75	9.25	9.50	9.50	9.50	9.50	9.25	9.50	9.00		9.43
Judges Total Program Component Score (factored)															37.31

Deductions	0.00
-------------------	-------------

Rank	Name	Nation	Starting Number	Total Segment Score	Total Element Score	Program Component Score (factored)	Total Deductions
3	Kaitlyn WEAVER / Andrew POJE	CAN	30	78.31	41.14	37.17	0.00

#	Executed Elements	Info	Base Value	GOE	J1	J2	J3	J4	J5	J6	J7	J8	J9	Ref	Scores of Panel
1	PSt4		8.60	2.83	3	2	3	2	2	3	3	2	3		11.43
2	1RH4+kpYYY		5.00	1.20	3	1	2	2	2	2	2	2	2		6.20
3	STw4		6.60	0.94	2	1	2	2	1	2	3	1	1		7.54
4	NtMiSt3		7.10	2.83	3	2	3	2	3	3	3	2	2		9.93
5	CuLi4		4.50	1.54	3	2	2	2	3	2	3	3	3		6.04
			31.80												41.14
Program Components			Factor												
Skating Skills			0.80		9.75	9.25	9.00	9.00	9.25	9.25	9.25	8.75	9.50		9.21
Transitions			0.80		9.50	9.00	9.00	9.00	9.00	9.50	9.25	8.75	9.25		9.14
Performance			0.80		9.75	9.25	9.50	9.25	9.00	9.75	9.50	9.00	9.25		9.36
Composition			0.80		9.75	9.00	9.50	9.00	9.25	9.50	9.25	9.25	9.50		9.32
Interpretation of the Music/Timing			0.80		9.75	9.25	9.50	9.25	9.00	9.75	9.50	9.25	9.50		9.43
Judges Total Program Component Score (factored)															37.17

Deductions	0.00
Violation of choreography restrictions:	(1 of 10)

ISU World Figure Skating Championships 2018

ICE DANCE SHORT DANCE JUDGES DETAILS PER SKATER

Rank	Name	Nation	Starting Number	Total Segment Score	Total Element Score	Program Component Score (factored)	Total Deductions								
4	Anna CAPPELLINI / Luca LANOTTE	ITA	29	77.46	40.44	37.02	0.00								
#	Executed Elements	Info	Base Value	GOE	J1	J2	J3	J4	J5	J6	J7	J8	J9	Ref	Scores of Panel
1	STw4		6.60	1.54	3	2	3	2	2	3	3	2	3		8.14
2	NtMiSt4		8.60	2.67	3	3	2	2	2	2	2	3	3		11.27
3	1RH4+kpYYY		5.00	0.94	2	1	1	1	1	2	2	2	3		5.94
4	PSt3		7.10	2.20	3	2	2	2	2	2	2	2	2		9.30
5	RoLi4		4.50	1.29	2	2	2	2	2	2	3	3	2		5.79
			31.80												40.44
	Program Components			Factor											
	Skating Skills			0.80	9.50	9.50	8.75	9.00	8.75	9.25	9.00	9.25	9.50		9.18
	Transitions			0.80	9.50	9.25	8.75	9.00	8.75	9.00	8.75	9.00	9.25		9.00
	Performance			0.80	10.00	9.50	9.50	9.50	9.25	9.25	8.75	9.50	9.50		9.43
	Composition			0.80	9.75	9.25	9.00	9.25	9.00	9.00	9.00	9.50	9.75		9.25
	Interpretation of the Music/Timing			0.80	9.75	9.50	9.00	9.50	9.25	9.25	9.25	9.75	9.50		9.43
	Judges Total Program Component Score (factored)														37.02
Deductions							0.00								
Rank	Name	Nation	Starting Number	Total Segment Score	Total Element Score	Program Component Score (factored)	Total Deductions								
5	Madison CHOCK / Evan BATES	USA	27	75.66	39.81	35.85	0.00								
#	Executed Elements	Info	Base Value	GOE	J1	J2	J3	J4	J5	J6	J7	J8	J9	Ref	Scores of Panel
1	STw4		6.60	1.20	2	2	2	2	1	2	2	2	2		7.80
2	PSt4		8.60	2.04	2	2	2	2	2	1	2	2	1		10.64
3	1RH4+kpYYY		5.00	1.11	3	1	2	2	2	2	1	2	2		6.11
4	CuLi4		4.50	1.46	3	2	3	2	2	2	3	3	2		5.96
5	NtMiSt3		7.10	2.20	3	2	2	2	2	2	2	2	2		9.30
			31.80												39.81
	Program Components			Factor											
	Skating Skills			0.80	9.75	9.00	8.75	9.25	8.75	8.75	8.50	8.75	9.00		8.89
	Transitions			0.80	9.50	8.75	8.50	9.00	8.50	8.50	8.25	8.50	9.25		8.71
	Performance			0.80	9.75	9.25	9.25	9.50	8.75	8.50	8.50	9.00	9.00		9.04
	Composition			0.80	9.75	9.00	9.00	9.25	8.75	8.75	8.50	9.25	9.25		9.04
	Interpretation of the Music/Timing			0.80	9.50	9.25	9.50	9.50	9.00	8.50	8.75	9.00	9.00		9.14
	Judges Total Program Component Score (factored)														35.85
Deductions							0.00								
Rank	Name	Nation	Starting Number	Total Segment Score	Total Element Score	Program Component Score (factored)	Total Deductions								
6	Piper GILLES / Paul POIRIER	CAN	22	74.51	40.03	34.48	0.00								
#	Executed Elements	Info	Base Value	GOE	J1	J2	J3	J4	J5	J6	J7	J8	J9	Ref	Scores of Panel
1	STw4		6.60	1.29	2	1	3	2	2	2	2	3	2		7.89
2	PSt4		8.60	2.04	2	1	2	2	2	1	2	2	2		10.64
3	1RH2+kpNNY		3.80	1.03	2	1	2	2	1	2	1	2	2		4.83
4	NtCiSt4		8.60	2.20	2	2	2	2	1	2	2	2	2		10.80
5	CuLi4		4.50	1.37	3	2	2	2	2	1	2	3	3		5.87
			32.10												40.03
	Program Components			Factor											
	Skating Skills			0.80	9.00	8.25	8.50	8.50	8.50	8.50	8.25	8.75	8.50		8.50
	Transitions			0.80	8.50	8.00	8.25	8.75	8.50	8.50	8.00	8.75	8.50		8.43
	Performance			0.80	9.00	8.50	8.75	9.00	8.75	8.75	8.00	9.00	8.75		8.79
	Composition			0.80	8.75	8.50	9.00	9.00	8.50	8.25	8.25	9.00	8.75		8.68
	Interpretation of the Music/Timing			0.80	8.75	8.50	8.75	9.00	8.75	8.50	8.25	9.25	8.75		8.71
	Judges Total Program Component Score (factored)														34.48
Deductions							0.00								

ISU World Figure Skating Championships 2018

ICE DANCE SHORT DANCE JUDGES DETAILS PER SKATER

Rank	Name	Nation	Starting Number	Total Segment Score	Total Element Score	Program Score (factored)	Total Component Score (factored)	Total Deductions
7	Alexandra STEPANOVA / Ivan BUKIN	RUS	23	74.50	39.47		36.03	1.00

#	Executed Elements	Info	Base Value	GOE	J1	J2	J3	J4	J5	J6	J7	J8	J9	Ref	Scores of Panel
1	STw4		6.60	1.63	2	3	3	3	1	3	3	2	3		8.23
2	1RH4+kpYYY		5.00	1.20	2	2	2	2	1	2	2	2	2		6.20
3	CuLi4		4.50	1.63	3	3	2	3	3	2	3	2	3		6.13
4	PSt3		7.10	2.20	2	2	2	2	2	2	2	2	2		9.30
5	RoLi*	*	0.00	0.00	-	-	-	-	-	-	-	-	-		0.00
6	NtMiSt3		7.10	2.51	3	2	3	2	2	3	2	2	1		9.61
			30.30												39.47
Program Components			Factor												
Skating Skills			0.80		9.25	9.00	9.00	9.00	8.50	9.50	8.50	8.75	9.00		8.93
Transitions			0.80		9.00	8.75	9.00	9.00	7.75	9.25	8.25	8.75	9.25		8.86
Performance			0.80		9.50	9.25	9.25	9.25	8.25	9.50	8.50	9.00	9.25		9.14
Composition			0.80		9.00	9.00	9.00	9.25	8.50	9.50	8.25	9.25	9.25		9.04
Interpretation of the Music/Timing			0.80		9.25	9.00	9.25	9.25	8.00	9.50	8.50	9.25	9.00		9.07
Judges Total Program Component Score (factored)															36.03

Deductions	Extra element by verif.:	-1.00	-1.00
-------------------	--------------------------	-------	--------------

* Invalid element

Rank	Name	Nation	Starting Number	Total Segment Score	Total Element Score	Program Score (factored)	Total Component Score (factored)	Total Deductions
8	Tiffani ZAGORSKI / Jonathan GUERREIRO	RUS	21	72.45	39.08		33.37	0.00

#	Executed Elements	Info	Base Value	GOE	J1	J2	J3	J4	J5	J6	J7	J8	J9	Ref	Scores of Panel
1	STw4		6.60	1.20	2	1	2	2	2	2	2	2	3		7.80
2	1RH4+kpYYY		5.00	0.86	2	1	2	1	1	2	2	1	1		5.86
3	StalI4		4.50	1.29	2	2	2	2	2	3	2	2	3		5.79
4	PSt4		8.60	1.73	2	1	1	1	1	2	2	2	2		10.33
5	NtMiSt3		7.10	2.20	2	2	2	2	2	2	2	2	2		9.30
			31.80												39.08
Program Components			Factor												
Skating Skills			0.80		8.75	8.50	8.25	8.00	7.50	8.75	8.00	8.25	8.50		8.32
Transitions			0.80		8.50	8.00	8.00	8.00	7.50	8.75	7.75	8.00	8.25		8.07
Performance			0.80		9.00	8.50	8.50	8.25	7.75	9.00	8.00	8.50	8.50		8.46
Composition			0.80		8.75	8.25	8.25	8.25	7.75	8.75	8.00	8.50	8.75		8.39
Interpretation of the Music/Timing			0.80		9.00	8.50	8.50	8.25	7.50	9.00	8.25	8.25	8.50		8.46
Judges Total Program Component Score (factored)															33.37

Deductions	Violation of choreography restrictions:	(1 of 10)	0.00
-------------------	---	-----------	-------------

ISU World Figure Skating Championships 2018

ICE DANCE SHORT DANCE JUDGES DETAILS PER SKATER

Rank	Name	Nation	Starting Number	Total Segment Score	Total Element Score	Total Program Component Score (factored)	Total Deductions
9	Charlene GUIGNARD / Marco FABRI	ITA	25	71.15	37.05	34.10	0.00

#	Executed Elements	Info	Base Value	GOE	J1	J2	J3	J4	J5	J6	J7	J8	J9	Ref	Scores of Panel
1	STw4		6.60	1.63	3	2	3	3	2	3	3	2	3		8.23
2	1RH2+kpYNN		3.80	0.94	1	1	2	1	2	1	2	2	2		4.74
3	PSt3		7.10	1.89	1	2	2	1	1	2	2	2	2		8.99
4	RoLi4		4.50	1.29	3	2	3	2	2	2	2	2	2		5.79
5	NtMiSt3		7.10	2.20	2	2	2	2	2	2	3	2	2		9.30
			29.10												37.05
Program Components			Factor												
	Skating Skills			0.80	8.75	8.50	8.50	8.25	8.50	8.50	8.50	9.00	8.75		8.57
	Transitions			0.80	8.50	8.25	8.00	8.00	8.00	8.50	8.25	8.75	8.75		8.32
	Performance			0.80	8.75	8.75	8.50	8.50	8.25	8.75	8.50	9.25	8.50		8.61
	Composition			0.80	8.50	8.50	8.00	8.50	8.50	8.50	8.50	9.25	8.75		8.54
	Interpretation of the Music/Timing			0.80	8.75	8.50	8.25	8.50	8.25	8.75	8.75	9.00	8.50		8.57
Judges Total Program Component Score (factored)			34.10												

Deductions	0.00
-------------------	-------------

Rank	Name	Nation	Starting Number	Total Segment Score	Total Element Score	Total Program Component Score (factored)	Total Deductions
10	Kana MURAMOTO / Chris REED	JPN	26	65.65	34.65	31.00	0.00

#	Executed Elements	Info	Base Value	GOE	J1	J2	J3	J4	J5	J6	J7	J8	J9	Ref	Scores of Panel
1	STw4		6.60	0.86	0	1	2	2	1	1	2	1	2		7.46
2	NtMiSt3		7.10	0.94	0	0	1	1	1	1	2	1	1		8.04
3	PSt3		7.10	1.26	1	1	2	1	1	1	2	1	1		8.36
4	1RH3+kpNYY		4.40	0.69	1	1	2	1	1	1	2	1	1		5.09
5	RoLi4		4.50	1.20	1	2	2	2	2	2	3	2	2		5.70
			29.70												34.65
Program Components			Factor												
	Skating Skills			0.80	7.75	8.00	7.75	7.50	7.50	7.50	8.00	8.00	7.75		7.75
	Transitions			0.80	7.00	7.75	7.75	7.50	7.25	7.50	8.00	7.75	7.25		7.54
	Performance			0.80	7.25	8.00	8.50	7.75	7.75	7.75	8.25	8.25	7.50		7.89
	Composition			0.80	7.50	7.75	8.25	7.75	7.50	7.50	8.00	8.50	7.75		7.79
	Interpretation of the Music/Timing			0.80	7.25	7.75	8.50	8.00	7.50	7.50	8.25	8.00	7.50		7.79
Judges Total Program Component Score (factored)			31.00												

Deductions	0.00
-------------------	-------------

Rank	Name	Nation	Starting Number	Total Segment Score	Total Element Score	Total Program Component Score (factored)	Total Deductions
11	Carolane SOUCISSE / Shane FIRUS	CAN	8	64.02	34.85	29.17	0.00

#	Executed Elements	Info	Base Value	GOE	J1	J2	J3	J4	J5	J6	J7	J8	J9	Ref	Scores of Panel
1	1RH3+kpYNN		4.40	0.51	0	1	1	1	0	1	1	1	1		4.91
2	STw4		6.60	0.86	1	2	1	1	1	2	2	2	1		7.46
3	PSt3		7.10	1.26	1	1	1	1	1	2	2	1	1		8.36
4	StLi4		4.50	1.11	2	2	1	2	2	2	1	2	2		5.61
5	NtMiSt3		7.10	1.41	0	1	1	1	2	2	1	1	2		8.51
			29.70												34.85
Program Components			Factor												
	Skating Skills			0.80	7.00	7.50	7.25	6.75	7.50	7.75	6.75	7.25	7.75		7.29
	Transitions			0.80	6.00	7.25	7.00	6.75	7.25	7.75	6.50	7.25	7.50		7.07
	Performance			0.80	6.50	7.50	7.50	7.00	7.50	8.00	6.75	7.50	8.00		7.39
	Composition			0.80	6.50	7.50	7.00	7.00	7.50	8.00	6.75	7.50	7.75		7.29
	Interpretation of the Music/Timing			0.80	6.25	7.50	7.50	7.25	7.25	8.25	7.00	7.75	7.75		7.43
Judges Total Program Component Score (factored)			29.17												

Deductions	0.00
Costume/Prop violation:	(1 of 10)
Violation of choreography restrictions:	(1 of 10)

ISU World Figure Skating Championships 2018

ICE DANCE SHORT DANCE JUDGES DETAILS PER SKATER

Rank	Name	Nation	Starting Number	Total Segment Score	Total Element Score	Total Program Component Score (factored)		Total Deductions							
15	Kaitlin HAWAYEK / Jean-Luc BAKER	USA	24	63.48	32.50	31.98		1.00							
#	Executed Elements	Info	Base Value	GOE	J1	J2	J3	J4	J5	J6	J7	J8	J9	Ref	Scores of Panel
1	NtMiSt3		7.10	-1.86	-2	-2	-2	-2	-2	-2	-2	-1	-1		5.24
2	1RH3+kpYYN		4.40	0.86	1	1	2	1	1	2	1	2	2		5.26
3	PSt3		7.10	1.57	1	1	2	1	2	2	1	2	1		8.67
4	CuLi4		4.50	1.20	2	1	2	2	3	2	2	2	2		5.70
5	STw4		6.60	1.03	1	1	2	2	1	2	2	2	2		7.63
			29.70												32.50
Program Components			Factor												
	Skating Skills		0.80		8.25	8.00	8.50	7.75	8.00	7.75	7.50	8.75	8.00		8.04
	Transitions		0.80		7.50	7.50	8.25	7.50	8.00	8.25	7.50	8.50	7.75		7.82
	Performance		0.80		7.25	8.00	8.25	7.75	8.25	8.00	8.00	8.50	7.75		8.00
	Composition		0.80		7.75	7.75	8.50	7.75	8.25	8.25	7.75	8.75	8.00		8.04
	Interpretation of the Music/Timing		0.80		7.50	7.75	8.75	8.00	8.00	8.50	7.75	8.50	8.00		8.07
Judges Total Program Component Score (factored)															31.98
Deductions			Falls: -1.00												-1.00
Music requirements violation:			(2 of 10)												
Rank	Name	Nation	Starting Number	Total Segment Score	Total Element Score	Total Program Component Score (factored)		Total Deductions							
16	Alexandra NAZAROVA / Maxim NIKITIN	UKR	16	63.35	33.37	29.98		0.00							
#	Executed Elements	Info	Base Value	GOE	J1	J2	J3	J4	J5	J6	J7	J8	J9	Ref	Scores of Panel
1	1RH2+kpNTY		3.80	0.60	1	1	1	1	1	1	1	1	1		4.40
2	PSt3		7.10	1.10	2	1	1	1	1	1	1	1	1		8.20
3	SILi4		4.50	1.20	3	2	2	2	2	1	2	2	2		5.70
4	STw4		6.60	0.27	1	1	1	0	-1	0	1	1	-1		6.87
5	NtMiSt3		7.10	1.10	1	1	1	1	1	1	1	1	1		8.20
			29.10												33.37
Program Components			Factor												
	Skating Skills		0.80		8.25	7.75	7.75	7.25	7.75	7.00	7.00	7.50	7.75		7.54
	Transitions		0.80		8.25	7.50	7.25	7.25	7.50	7.00	6.75	7.25	7.50		7.32
	Performance		0.80		8.50	8.00	7.50	7.50	7.50	6.75	6.75	7.50	7.75		7.50
	Composition		0.80		8.25	7.75	7.50	7.50	7.75	6.75	7.00	7.50	7.75		7.54
	Interpretation of the Music/Timing		0.80		8.25	8.00	8.00	7.50	7.50	7.00	7.25	7.25	7.50		7.57
Judges Total Program Component Score (factored)															29.98
Deductions															0.00
Rank	Name	Nation	Starting Number	Total Segment Score	Total Element Score	Total Program Component Score (factored)		Total Deductions							
17	Kavita LORENZ / Joti POLIZOAKIS	GER	2	62.08	33.79	28.29		0.00							
#	Executed Elements	Info	Base Value	GOE	J1	J2	J3	J4	J5	J6	J7	J8	J9	Ref	Scores of Panel
1	NtMiSt3		7.10	1.10	1	1	1	1	1	1	1	0	1		8.20
2	1RH4+kpYYY		5.00	0.34	0	1	1	1	0	1	1	0	0		5.34
3	PSt3		7.10	0.94	1	1	0	0	1	1	1	1	1		8.04
4	STw4		6.60	0.60	1	1	1	1	0	1	2	1	1		7.20
5	RoLi4		4.50	0.51	1	0	0	1	2	1	1	1	1		5.01
			30.30												33.79
Program Components			Factor												
	Skating Skills		0.80		6.75	7.00	7.00	7.25	7.25	7.50	6.75	6.75	7.25		7.04
	Transitions		0.80		7.00	6.50	6.50	7.00	7.25	7.25	6.50	6.50	7.00		6.82
	Performance		0.80		7.25	7.00	7.25	7.25	7.50	7.50	7.00	7.00	7.50		7.25
	Composition		0.80		6.50	6.75	7.00	7.25	7.25	7.50	6.75	7.00	7.50		7.07
	Interpretation of the Music/Timing		0.80		6.75	6.75	7.00	7.50	7.50	7.50	7.00	7.25	7.25		7.18
Judges Total Program Component Score (factored)															28.29
Deductions															0.00

ISU World Figure Skating Championships 2018

ICE DANCE SHORT DANCE JUDGES DETAILS PER SKATER

Rank	Name	Nation	Starting Number	Total Segment Score	Total Element Score	Program Score (factored)	Component Score (factored)	Total Deductions
18	Allison REED / Saulius AMBRULEVICIUS	LTU	9	61.33	33.73		27.60	0.00

#	Executed Elements	Info	Base Value	GOE	J1	J2	J3	J4	J5	J6	J7	J8	J9	Ref	Scores of Panel	
1	STw4		6.60	0.69	1	1	1	2	1	1	1	1	2		7.29	
2	1RH3+kpYYN		4.40	0.51	1	0	1	1	1	1	0	1	1		4.91	
3	PSt3		7.10	0.79	0	0	0	1	1	1	1	1	1		7.89	
4	NtMiSt3		7.10	1.10	1	1	1	1	1	1	1	1	1		8.20	
5	RoLi4		4.50	0.94	1	1	2	2	2	2	1	1	2		5.44	
			29.70												33.73	
Program Components			Factor													
	Skating Skills			0.80	7.25	7.25	6.75	6.75	6.50	7.00	6.25	6.75	7.00		6.86	
	Transitions			0.80	6.75	7.00	6.25	6.75	6.50	7.00	6.25	6.50	6.75		6.64	
	Performance			0.80	6.75	7.25	7.25	7.25	6.25	7.25	6.50	7.25	7.00		7.04	
	Composition			0.80	7.00	7.00	6.75	7.00	6.75	7.00	6.25	7.25	7.25		6.96	
	Interpretation of the Music/Timing			0.80	7.25	7.25	7.00	7.00	6.50	7.25	6.50	7.00	7.00		7.00	
Judges Total Program Component Score (factored)																27.60

Deductions		Total Deductions
Violation of choreography restrictions: (1 of 10)		0.00

Rank	Name	Nation	Starting Number	Total Segment Score	Total Element Score	Program Score (factored)	Component Score (factored)	Total Deductions
19	Shiyue WANG / Xinyu LIU	CHN	19	61.18	33.18		28.00	0.00

#	Executed Elements	Info	Base Value	GOE	J1	J2	J3	J4	J5	J6	J7	J8	J9	Ref	Scores of Panel	
1	1RH4+kpYYY		5.00	0.43	0	0	1	1	1	1	0	1	1		5.43	
2	PSt3		7.10	0.31	0	0	1	0	0	1	0	0	1		7.41	
3	STw4		6.60	0.43	1	0	1	2	0	1	0	1	1		7.03	
4	SILi4		4.50	0.77	1	1	1	1	2	1	1	2	2		5.27	
5	NtMiSt3		7.10	0.94	0	0	1	1	1	1	1	1	1		8.04	
			30.30												33.18	
Program Components			Factor													
	Skating Skills			0.80	6.75	7.25	7.25	6.75	7.25	6.50	6.50	7.50	7.25		7.00	
	Transitions			0.80	6.00	7.25	7.25	6.50	7.00	6.75	6.25	7.50	7.50		6.93	
	Performance			0.80	6.75	7.50	7.50	7.00	7.00	6.25	6.50	7.75	7.25		7.07	
	Composition			0.80	6.50	7.50	7.00	7.00	7.25	6.50	6.50	7.75	7.50		7.04	
	Interpretation of the Music/Timing			0.80	6.25	7.25	7.50	7.00	7.00	6.25	6.75	7.50	7.00		6.96	
Judges Total Program Component Score (factored)																28.00

Deductions		Total Deductions
Costume/Prop violation: (2 of 10)		0.00

Rank	Name	Nation	Starting Number	Total Segment Score	Total Element Score	Program Score (factored)	Component Score (factored)	Total Deductions
20	Alisa AGAFONOVA / Alper UCAR	TUR	20	60.38	30.61		29.77	0.00

#	Executed Elements	Info	Base Value	GOE	J1	J2	J3	J4	J5	J6	J7	J8	J9	Ref	Scores of Panel	
1	STw4		6.60	0.77	1	1	2	1	1	1	1	2	2		7.37	
2	1RH1+kpNNN		3.20	0.17	0	0	1	0	0	1	0	1	0		3.37	
3	PSt3		7.10	0.79	0	0	1	1	0	1	1	1	1		7.89	
4	NtMiSt2		5.60	0.94	0	1	1	1	1	1	0	1	1		6.54	
5	RoLi4		4.50	0.94	2	1	2	2	1	2	1	2	1		5.44	
			27.00												30.61	
Program Components			Factor													
	Skating Skills			0.80	7.50	7.50	7.75	7.25	7.25	7.50	6.25	7.75	7.75		7.50	
	Transitions			0.80	7.25	7.00	7.50	7.25	7.00	7.50	6.25	7.50	7.50		7.29	
	Performance			0.80	7.75	7.50	8.00	7.50	7.00	7.75	6.50	7.75	7.75		7.57	
	Composition			0.80	7.50	7.25	7.75	7.50	7.25	7.25	6.25	7.75	7.75		7.46	
	Interpretation of the Music/Timing			0.80	7.50	7.25	7.50	7.50	7.00	7.75	6.50	7.50	7.50		7.39	
Judges Total Program Component Score (factored)																29.77

Deductions		Total Deductions
		0.00

ISU World Figure Skating Championships 2018

ICE DANCE SHORT DANCE JUDGES DETAILS PER SKATER

Rank	Name	Nation	Starting Number	Total Segment Score	Total Element Score	Program Score (factored)	Total Component Score (factored)	Total Deductions
21	Yura MIN / Alexander GAMELIN	KOR	12	58.82	31.65		27.17	0.00

#	Executed Elements	Info	Base Value	GOE	J1	J2	J3	J4	J5	J6	J7	J8	J9	Ref	Scores of Panel
1	1RH4+kpYYY		5.00	0.60	1	1	1	1	1	1	1	1	0		5.60
2	PSt3		7.10	0.31	0	0	0	1	0	1	1	0	0		7.41
3	CuLi4		4.50	0.86	2	1	2	1	2	2	1	1	1		5.36
4	STw3		5.60	-0.36	0	-1	-1	-1	0	-1	-1	0	-2		5.24
5	NtMiSt3		7.10	0.94	1	1	0	1	1	1	1	0	1		8.04
			29.30												31.65
Program Components			Factor												
Skating Skills			0.80		7.25	7.00	6.75	6.50	6.75	7.00	6.25	7.00	6.75		6.82
Transitions			0.80		6.25	6.75	6.50	6.50	6.25	7.25	6.25	6.75	6.50		6.50
Performance			0.80		6.75	7.25	6.75	6.75	6.75	7.50	6.50	7.25	7.00		6.93
Composition			0.80		7.00	7.00	7.00	6.75	6.50	7.25	6.50	7.25	6.75		6.89
Interpretation of the Music/Timing			0.80		6.75	7.00	7.00	6.75	6.50	7.25	6.75	7.00	6.50		6.82
Judges Total Program Component Score (factored)															27.17

Deductions		Total Deductions
Costume/Prop violation:	(3 of 10)	0.00

Rank	Name	Nation	Starting Number	Total Segment Score	Total Element Score	Program Score (factored)	Total Component Score (factored)	Total Deductions
22	Tina GARABEDIAN / Simon PROULX SENEAL	ARM	13	58.64	32.33		26.31	0.00

#	Executed Elements	Info	Base Value	GOE	J1	J2	J3	J4	J5	J6	J7	J8	J9	Ref	Scores of Panel
1	1RH3+kpNYY		4.40	0.43	0	0	1	1	1	1	1	1	0		4.83
2	PSt3		7.10	0.47	0	0	1	0	1	1	1	0	0		7.57
3	STw4		6.60	0.34	0	0	1	1	0	0	1	1	1		6.94
4	NtMiSt3		7.10	0.79	0	1	1	1	1	1	1	0	0		7.89
5	RoLi4		4.50	0.60	1	1	1	1	1	2	1	1	1		5.10
			29.70												32.33
Program Components			Factor												
Skating Skills			0.80		6.50	6.75	6.50	6.75	6.50	6.00	6.50	7.00	6.75		6.61
Transitions			0.80		5.50	6.50	6.25	6.50	6.50	5.75	6.50	7.00	6.75		6.39
Performance			0.80		5.75	6.75	6.75	6.75	6.75	6.25	6.75	7.25	6.50		6.64
Composition			0.80		6.25	6.50	6.75	6.75	6.75	6.00	6.75	7.25	6.75		6.64
Interpretation of the Music/Timing			0.80		6.00	6.75	6.75	6.75	6.50	6.25	7.00	7.00	6.25		6.61
Judges Total Program Component Score (factored)															26.31

Deductions		Total Deductions
Costume/Prop violation:	(1 of 10)	
Violation of choreography restrictions:	(1 of 10)	

ISU World Figure Skating Championships 2018

ICE DANCE SHORT DANCE JUDGES DETAILS PER SKATER

Rank	Name	Nation	Starting Number	Total Segment Score	Total Element Score	Program Score (factored)	Total Component Score (factored)	Total Deductions
23	Cecilia TÖRN / Jussiville PARTANEN	FIN	6	57.96	30.01		27.95	0.00

#	Executed Elements	Info	Base Value	GOE	J1	J2	J3	J4	J5	J6	J7	J8	J9	Ref	Scores of Panel
1	1RH1+kpNNN		3.20	0.51	2	0	1	1	1	1	0	1	1		3.71
2	STw4		6.60	0.01	0	0	0	-1	-1	0	1	1	0		6.61
3	NtMiSt2		5.60	0.79	1	0	0	0	2	1	1	1	1		6.39
4	CuLi4		4.50	0.60	2	1	1	1	1	1	0	1	1		5.10
5	PSt3		7.10	1.10	1	1	1	1	1	1	1	1	1		8.20
			27.00												30.01
Program Components				Factor											
	Skating Skills			0.80	7.25	7.00	7.00	6.50	7.25	7.25	6.50	6.75	6.75		6.93
	Transitions			0.80	6.50	6.75	6.75	6.50	7.25	7.25	6.25	6.75	7.00		6.79
	Performance			0.80	6.75	7.25	7.25	6.50	7.00	7.75	6.50	7.00	7.25		7.00
	Composition			0.80	6.75	7.25	7.00	6.75	7.50	7.50	6.25	7.25	7.25		7.11
	Interpretation of the Music/Timing			0.80	7.50	7.25	7.25	6.75	7.00	7.50	6.50	7.00	7.00		7.11
Judges Total Program Component Score (factored)															27.95

Deductions														
Violation of choreography restrictions: (1 of 10)														
														0.00

Rank	Name	Nation	Starting Number	Total Segment Score	Total Element Score	Program Score (factored)	Total Component Score (factored)	Total Deductions
24	Lilah FEAR / Lewis GIBSON	GBR	15	57.56	29.77		27.79	0.00

#	Executed Elements	Info	Base Value	GOE	J1	J2	J3	J4	J5	J6	J7	J8	J9	Ref	Scores of Panel
1	1RH1+kpNNN		3.20	0.34	1	0	0	0	1	1	1	1	0		3.54
2	PSt2		5.60	0.79	1	0	0	1	2	1	1	1	0		6.39
3	STw4		6.60	0.77	2	1	2	1	1	1	2	1	1		7.37
4	NtMiSt2		5.60	1.26	1	1	1	1	2	1	2	1	-1		6.86
5	RoLi4		4.50	1.11	2	2	1	1	2	2	2	2	2		5.61
			25.50												29.77
Program Components				Factor											
	Skating Skills			0.80	7.25	7.00	6.50	6.75	6.75	7.00	6.75	7.25	6.75		6.89
	Transitions			0.80	7.75	6.75	6.50	6.75	6.50	6.75	6.75	7.25	6.50		6.75
	Performance			0.80	8.00	7.00	7.25	7.00	7.25	7.00	7.00	7.50	6.50		7.14
	Composition			0.80	7.25	6.75	6.75	7.00	7.00	6.75	6.75	7.50	6.75		6.89
	Interpretation of the Music/Timing			0.80	7.75	6.75	7.00	7.00	7.00	7.25	7.00	7.50	6.50		7.07
Judges Total Program Component Score (factored)															27.79

Deductions														
Violation of choreography restrictions: (1 of 10)														
														0.00

ISU World Figure Skating Championships 2018

ICE DANCE SHORT DANCE JUDGES DETAILS PER SKATER

Rank	Name	Nation	Starting Number	Total Segment Score	Total Element Score	Program Score (factored)	Component Score (factored)	Total Deductions
25	Lucie MYSLIVECKOVA / Lukas CSOLLEY	SVK	10	55.54	29.33		26.21	0.00

#	Executed Elements	Info	Base Value	GOE	J1	J2	J3	J4	J5	J6	J7	J8	J9	Ref	Scores of Panel
1	1RH1+kpNNN		3.20	0.26	1	0	1	0	0	1	0	1	0		3.46
2	PSt3		7.10	0.31	0	1	0	0	0	0	1	1	0		7.41
3	SiLi4		4.50	0.86	2	1	1	2	2	1	1	1	2		5.36
4	STw4		6.60	0.43	1	0	1	1	1	0	0	1	1		7.03
5	NiDiSt2		5.60	0.47	-1	0	0	0	1	1	1	0	1		6.07
			27.00												29.33
Program Components				Factor											
	Skating Skills			0.80	6.50	7.00	7.00	6.50	6.25	6.50	6.00	6.75	6.50		6.57
	Transitions			0.80	6.00	6.75	6.25	6.50	6.25	6.25	5.75	6.50	6.50		6.32
	Performance			0.80	6.75	7.25	6.50	6.75	6.25	6.75	5.75	7.00	6.75		6.68
	Composition			0.80	6.25	7.25	6.50	6.50	6.50	6.50	6.00	7.00	6.75		6.57
	Interpretation of the Music/Timing			0.80	6.50	7.00	6.75	6.50	6.50	6.75	6.25	7.00	6.25		6.61
Judges Total Program Component Score (factored)															26.21

Deductions		Total Deductions
Violation of choreography restrictions: (1 of 10)		0.00

Rank	Name	Nation	Starting Number	Total Segment Score	Total Element Score	Program Score (factored)	Component Score (factored)	Total Deductions
26	Cortney MANSOUROVA / Michal CESKA	CZE	3	55.27	29.70		25.57	0.00

#	Executed Elements	Info	Base Value	GOE	J1	J2	J3	J4	J5	J6	J7	J8	J9	Ref	Scores of Panel
1	NiMiSt3		7.10	0.47	0	1	0	0	1	1	1	0	-1		7.57
2	STw4		6.60	0.00	0	-1	0	0	0	0	0	0	0		6.60
3	1RH1+kpNTN		3.20	-0.07	1	0	-1	0	0	0	-1	0	0		3.13
4	PSt3		7.10	-0.14	0	0	-1	0	-1	1	0	0	0		6.96
5	RoLi4		4.50	0.94	1	1	1	2	1	2	2	2	2		5.44
			28.50												29.70
Program Components				Factor											
	Skating Skills			0.80	6.50	7.00	6.25	6.25	6.25	6.25	6.50	6.50	6.50		6.39
	Transitions			0.80	6.25	6.75	5.75	6.00	6.00	6.00	6.25	6.25	6.00		6.11
	Performance			0.80	7.00	7.25	5.75	6.50	5.75	6.25	6.50	6.75	6.50		6.46
	Composition			0.80	6.75	7.00	6.25	6.50	6.00	6.25	6.75	6.75	6.50		6.54
	Interpretation of the Music/Timing			0.80	6.50	6.75	6.00	6.25	5.75	6.75	6.75	6.75	6.25		6.46
Judges Total Program Component Score (factored)															25.57

Deductions		Total Deductions
		0.00

Rank	Name	Nation	Starting Number	Total Segment Score	Total Element Score	Program Score (factored)	Component Score (factored)	Total Deductions
27	Anna YANOVSKAYA / Adam LUKACS	HUN	7	54.11	28.04		26.07	0.00

#	Executed Elements	Info	Base Value	GOE	J1	J2	J3	J4	J5	J6	J7	J8	J9	Ref	Scores of Panel
1	1RH2+kpNNY		3.80	0.09	1	0	1	0	0	0	0	0	0		3.89
2	PSt3		7.10	0.16	0	0	0	1	-1	1	0	0	0		7.26
3	SiLi4		4.50	0.51	2	1	0	1	0	1	1	1	1		5.01
4	STw2		4.60	-0.29	0	0	0	-1	-1	-1	-1	0	-1		4.31
5	NiDiSt3		7.10	0.47	0	0	1	1	0	1	1	0	0		7.57
			27.10												28.04
Program Components				Factor											
	Skating Skills			0.80	6.75	6.75	6.75	6.50	6.50	6.50	6.00	6.50	6.75		6.61
	Transitions			0.80	6.75	6.50	6.25	6.25	6.25	6.50	5.75	6.25	6.50		6.36
	Performance			0.80	6.50	7.00	7.00	6.50	6.00	6.50	5.75	6.50	6.50		6.50
	Composition			0.80	6.75	6.75	6.75	6.50	6.50	6.25	6.00	6.50	6.75		6.57
	Interpretation of the Music/Timing			0.80	6.50	6.75	7.00	6.75	6.00	6.75	6.25	6.50	6.25		6.54
Judges Total Program Component Score (factored)															26.07

Deductions		Total Deductions
Violation of choreography restrictions: (1 of 10)		0.00

ISU World Figure Skating Championships 2018

ICE DANCE SHORT DANCE JUDGES DETAILS PER SKATER

Rank	Name	Nation	Starting Number	Total Segment Score	Total Element Score	Total Program Component Score (factored)	Total Deductions
28	Viktoria KAVALIOVA / Yurii BIELIAIEV	BLR	5	50.40	26.12	24.28	0.00

#	Executed Elements	Info	Base Value	GOE	J1	J2	J3	J4	J5	J6	J7	J8	J9	Ref	Scores of Panel
1	STw4		6.60	0.43	1	0	1	1	0	1	-2	1	1		7.03
2	SLi4		4.50	0.26	1	0	1	0	0	0	-1	1	1		4.76
3	NtMiSt2		5.60	-0.57	0	-1	0	-1	-1	0	-1	0	-1		5.03
4	1RH1+kpNNN		3.20	-0.71	-1	-2	-2	-2	-1	-1	-2	-1	-1		2.49
5	PSt3		7.10	-0.29	0	-1	0	0	-1	0	-1	0	0		6.81
			27.00												26.12
Program Components			Factor												
	Skating Skills			0.80	6.50	6.50	6.50	6.00	5.75	5.75	4.25	6.50	6.50		6.21
	Transitions			0.80	6.00	6.25	6.00	6.00	5.50	5.75	4.25	6.25	6.00		5.93
	Performance			0.80	6.00	6.50	6.25	6.00	5.50	5.50	4.50	6.25	6.25		5.96
	Composition			0.80	6.75	6.50	6.50	6.25	5.75	5.50	4.50	6.75	6.50		6.25
	Interpretation of the Music/Timing			0.80	6.25	6.25	6.25	6.25	5.25	5.75	4.25	6.50	6.00		6.00
	Judges Total Program Component Score (factored)														24.28

Deductions	Total Deductions
Violation of choreography restrictions: (1 of 10)	0.00

Rank	Name	Nation	Starting Number	Total Segment Score	Total Element Score	Total Program Component Score (factored)	Total Deductions
29	Teodora MARKOVA / Simon DAZE	BUL	1	47.57	28.00	19.57	0.00

#	Executed Elements	Info	Base Value	GOE	J1	J2	J3	J4	J5	J6	J7	J8	J9	Ref	Scores of Panel
1	1RH2+kpNYN		3.80	-0.07	0	0	0	0	0	0	0	-1	-1		3.73
2	STw4		6.60	0.09	0	0	1	0	1	0	0	0	-1		6.69
3	PSt3		7.10	-1.00	-1	-1	-1	-1	-1	0	-1	-1	-1		6.10
4	NtMiSt3		7.10	-0.29	-1	0	0	0	1	0	-1	-1	0		6.81
5	RoLi4		4.50	0.17	0	1	0	0	1	1	0	0	0		4.67
			29.10												28.00
Program Components			Factor												
	Skating Skills			0.80	4.25	5.25	4.75	5.00	4.75	5.50	5.00	5.25	5.25		5.04
	Transitions			0.80	3.75	4.75	4.25	5.00	4.25	5.25	4.75	5.00	5.00		4.71
	Performance			0.80	4.50	5.00	4.75	5.25	4.75	5.25	4.75	5.25	5.00		4.96
	Composition			0.80	4.00	5.00	4.50	5.25	4.50	5.50	5.00	5.25	5.50		5.00
	Interpretation of the Music/Timing			0.80	3.50	4.75	4.50	5.00	4.25	5.25	4.75	5.00	5.00		4.75
	Judges Total Program Component Score (factored)														19.57

Deductions	Total Deductions
Music requirements violation: (1 of 10)	
Violation of choreography restrictions: (1 of 10)	0.00

ISU World Figure Skating Championships 2018

ICE DANCE SHORT DANCE JUDGES DETAILS PER SKATER

Rank	Name	Nation	Starting Number	Total Segment Score	Total Element Score	Program Score (factored)	Total Component Score (factored)	Total Deductions
30	Chantelle KERRY / Andrew DODDS	AUS	4	46.05	25.54		20.51	0.00

#	Executed Elements	Info	Base Value	GOE	J1	J2	J3	J4	J5	J6	J7	J8	J9	Ref	Scores of Panel
1	1RH2+kpNNY		3.80	-0.21	-1	-2	0	0	0	0	0	-1	-1		3.59
2	PSt3		7.10	-0.43	-1	-1	-1	0	0	1	0	-1	0		6.67
3	StLi4		4.50	-0.06	1	-1	0	0	0	0	1	-1	-1		4.44
4	NtMiSt2		5.60	-0.86	-1	-1	-1	0	-1	-1	0	-1	-1		4.74
5	STw4		6.60	-0.50	-1	-1	-2	-1	-1	-1	-1	-1	-1		6.10
			27.60												25.54
Program Components				Factor											
	Skating Skills			0.80	5.50	5.25	5.00	5.25	4.75	5.50	5.25	5.00	5.25		5.21
	Transitions			0.80	4.25	4.75	5.00	5.00	4.50	5.50	5.00	5.00	5.50		4.96
	Performance			0.80	6.00	5.25	4.75	5.25	4.75	5.75	5.50	5.25	5.25		5.29
	Composition			0.80	5.25	5.25	5.00	5.50	5.00	5.50	5.25	5.25	5.50		5.29
	Interpretation of the Music/Timing			0.80	3.75	5.00	4.25	5.50	4.50	5.00	5.50	5.00	5.00		4.89
Judges Total Program Component Score (factored)															20.51

Deductions		Total Deductions
Music requirements violation:	(1 of 10)	
Violation of choreography restrictions:	(1 of 10)	
		0.00

Rank	Name	Nation	Starting Number	Total Segment Score	Total Element Score	Program Score (factored)	Total Component Score (factored)	Total Deductions
31	Adel TANKOVA / Ronald ZILBERBERG	ISR	11	43.50	21.58		21.92	0.00

#	Executed Elements	Info	Base Value	GOE	J1	J2	J3	J4	J5	J6	J7	J8	J9	Ref	Scores of Panel
1	STw1		3.10	-0.17	0	-1	0	-1	-1	-1	-1	0	0		2.93
2	1RH2+kpTYN		3.80	-0.21	0	-1	-1	-1	0	-1	0	0	0		3.59
3	PSt2		5.60	-0.43	0	-1	0	0	-1	0	0	-1	-1		5.17
4	NtMiSt2		5.60	-0.14	0	0	0	0	-1	-1	0	0	0		5.46
5	RoLi4		4.50	-0.07	0	0	1	0	0	-1	0	0	-1		4.43
			22.60												21.58
Program Components				Factor											
	Skating Skills			0.80	6.25	5.50	6.00	5.00	5.50	5.00	5.25	6.00	5.75		5.57
	Transitions			0.80	6.00	5.25	5.50	4.75	5.00	5.00	5.00	5.75	5.50		5.29
	Performance			0.80	6.25	5.50	6.25	5.00	5.50	5.00	5.25	6.00	5.25		5.54
	Composition			0.80	6.50	5.50	6.00	5.00	5.25	5.00	5.50	6.25	5.75		5.61
	Interpretation of the Music/Timing			0.80	6.25	5.25	5.75	4.75	5.25	4.75	5.25	6.00	5.50		5.39
Judges Total Program Component Score (factored)															21.92

Deductions		Total Deductions
Violation of choreography restrictions:	(1 of 10)	
		0.00

ISU World Figure Skating Championships 2018

RESULTS

ICE DANCE FREE DANCE

Pl.	Name	Nation	Total Segment Score
1	Gabriella PAPADAKIS / Guillaume CIZERON	FRA	123.47
2	Madison HUBBELL / Zachary DONOHUE	USA	116.22
3	Anna CAPPELLINI / Luca LANOTTE	ITA	114.62
4	Kaitlyn WEAVER / Andrew POJE	CAN	114.04
5	Madison CHOCK / Evan BATES	USA	111.62
6	Piper GILLES / Paul POIRIER	CAN	111.59
7	Alexandra STEPANOVA / Ivan BUKIN	RUS	109.51
8	Tiffani ZAGORSKI / Jonathan GUERREIRO	RUS	107.97
9	Charlene GUIGNARD / Marco FABBRI	ITA	107.29
10	Kaitlin HAWAYEK / Jean-Luc BAKER	USA	101.80
11	Kana MURAMOTO / Chris REED	JPN	98.73
12	Olivia SMART / Adrian DIAZ	ESP	98.32
13	Marie-Jade LAURIAULT / Romain LE GAC	FRA	96.14
14	Carolane SOUCISSE / Shane FIRUS	CAN	95.44
15	Alexandra NAZAROVA / Maxim NIKITIN	UKR	95.05
16	Kavita LORENZ / Joti POLIZOAKIS	GER	94.94
17	Shiyue WANG / Xinyu LIU	CHN	89.57
18	Alisa AGAFONOVA / Alper UCAR	TUR	88.67
19	Natalia KALISZEK / Maksym SPODYRIEV	POL	87.76
20	Allison REED / Saulius AMBRULEVICIUS	LTU	86.97

Printed: 24/03/2018 18:40:19

ISU World Figure Skating Championships 2018

ICE DANCE FREE DANCE JUDGES DETAILS PER SKATER

Rank	Name	Nation	Starting Number	Total Segment Score	Total Element Score	Program Score (factored)	Total Component Score (factored)	Total Deductions
1	Gabriella PAPADAKIS / Guillaume CIZERON	FRA	18	123.47	63.94		59.53	0.00

#	Executed Elements	Info	Base Value	GOE	J1	J2	J3	J4	J5	J6	J7	J8	J9	Ref	Scores of Panel
1	STw4		6.60	1.80	3	3	3	3	3	3	3	3	3		8.40
2	CuLi4		4.50	1.80	3	3	3	3	3	3	3	3	3		6.30
3	CiSt4		8.60	2.83	3	3	2	3	3	2	2	3	2		11.43
4	StLi4		4.50	1.80	3	3	3	3	3	3	3	3	3		6.30
5	CoSp4		5.60	1.71	3	3	2	3	2	3	3	3	3		7.31
6	MiSt4		8.60	3.30	3	3	3	3	3	3	3	3	3		11.90
7	ChSp1		1.00	2.00	3	3	2	3	3	3	3	3	2		3.00
8	SILi4		4.50	1.80	3	3	3	3	3	3	3	3	3		6.30
9	ChLi1		1.00	2.00	3	2	3	3	3	3	2	3	3		3.00
			44.90												63.94
Program Components				Factor											
	Skating Skills			1.20	9.75	10.00	9.75	10.00	9.75	9.75	10.00	9.75	9.75		9.82
	Transitions			1.20	10.00	9.75	9.50	10.00	9.75	9.75	9.75	9.75	9.75		9.79
	Performance			1.20	10.00	10.00	10.00	10.00	10.00	10.00	10.00	10.00	10.00		10.00
	Composition			1.20	10.00	10.00	9.75	10.00	10.00	10.00	10.00	10.00	10.00		10.00
	Interpretation of the Music/Timing			1.20	9.75	10.00	10.00	10.00	10.00	10.00	10.00	10.00	10.00		10.00
	Judges Total Program Component Score (factored)														59.53

Deductions	0.00
-------------------	-------------

Rank	Name	Nation	Starting Number	Total Segment Score	Total Element Score	Program Score (factored)	Total Component Score (factored)	Total Deductions
2	Madison HUBBELL / Zachary DONOHUE	USA	20	116.22	59.68		56.54	0.00

#	Executed Elements	Info	Base Value	GOE	J1	J2	J3	J4	J5	J6	J7	J8	J9	Ref	Scores of Panel
1	STw4		6.60	1.54	3	2	3	3	3	2	2	3	2		8.14
2	SeSt4		8.60	2.20	2	2	2	2	2	2	2	3	2		10.80
3	CoSp4		5.60	1.37	2	2	2	3	2	3	3	2	2		6.97
4	DiSt4		8.60	2.20	2	2	2	2	2	2	2	2	2		10.80
5	CuLi4		4.50	1.54	2	3	2	3	3	3	3	2	2		6.04
6	StLi4		4.50	1.29	2	2	3	2	3	2	2	2	2		5.79
7	SILi4		4.50	1.54	3	3	2	3	2	2	3	3	2		6.04
8	ChTw1		1.00	1.70	3	2	2	2	2	1	3	3	3		2.70
9	ChSp1		1.00	1.40	2	2	2	2	2	1	2	2	2		2.40
			44.90												59.68
Program Components				Factor											
	Skating Skills			1.20	9.50	9.75	9.50	9.75	9.50	9.25	9.25	9.25	9.25		9.43
	Transitions			1.20	9.25	9.50	9.50	9.50	9.50	8.75	9.00	9.00	9.00		9.25
	Performance			1.20	9.50	9.75	9.75	9.50	9.50	9.25	9.50	9.50	9.25		9.50
	Composition			1.20	9.25	9.75	9.50	9.50	9.75	9.00	9.50	9.50	9.50		9.50
	Interpretation of the Music/Timing			1.20	9.25	9.50	9.75	9.50	9.50	9.00	9.50	9.50	9.25		9.43
	Judges Total Program Component Score (factored)														56.54

Deductions	0.00
-------------------	-------------

ISU World Figure Skating Championships 2018

ICE DANCE FREE DANCE JUDGES DETAILS PER SKATER

Rank	Name	Nation	Starting Number	Total Segment Score	Total Element Score	Program Score (factored)	Total Component Score (factored)	Total Deductions
3	Anna CAPPELLINI / Luca LANOTTE	ITA	16	114.62	58.25		56.37	0.00

#	Executed Elements	Info	Base Value	GOE	J1	J2	J3	J4	J5	J6	J7	J8	J9	Ref	Scores of Panel
1	StaLi4		4.50	1.54	3	3	3	3	2	2	2	2	3		6.04
2	STw4		6.60	1.71	3	3	3	3	3	2	2	3	3		8.31
3	SILi4		4.50	1.54	3	3	3	2	2	2	3	3	2		6.04
4	SeSt4		8.60	1.89	2	2	2	3	2	1	1	1	2		10.49
5	CoSp4		5.60	1.20	2	2	2	2	2	1	2	2	2		6.80
6	DiSt3		7.10	2.20	3	2	2	2	2	1	2	2	2		9.30
7	ChSp1		1.00	1.70	3	3	3	3	2	2	2	2	2		2.70
8	CuLi4		4.50	1.37	2	3	2	3	3	2	2	2	2		5.87
9	ChLi1		1.00	1.70	3	2	3	3	2	2	2	2	3		2.70
			43.40												58.25
Program Components				Factor											
	Skating Skills			1.20	9.50	9.75	9.50	9.50	9.50	9.00	8.50	8.75	9.00		9.25
	Transitions			1.20	9.75	9.50	9.25	9.50	9.25	9.00	8.50	8.75	9.00		9.18
	Performance			1.20	9.50	10.00	10.00	10.00	9.50	9.25	9.25	9.00	9.25		9.54
	Composition			1.20	9.50	9.75	9.50	9.75	9.75	9.25	9.00	9.00	9.50		9.46
	Interpretation of the Music/Timing			1.20	9.75	9.75	9.75	10.00	9.75	9.25	9.25	9.00	9.25		9.54
Judges Total Program Component Score (factored)															56.37

Deductions	0.00
-------------------	-------------

Rank	Name	Nation	Starting Number	Total Segment Score	Total Element Score	Program Score (factored)	Total Component Score (factored)	Total Deductions
4	Kaitlyn WEAVER / Andrew POJE	CAN	19	114.04	57.57		56.47	0.00

#	Executed Elements	Info	Base Value	GOE	J1	J2	J3	J4	J5	J6	J7	J8	J9	Ref	Scores of Panel
1	CiSt3		7.10	2.20	2	2	2	3	2	2	2	2	2		9.30
2	CoSp4		5.60	1.20	2	2	2	3	2	2	2	2	2		6.80
3	ChSp1		1.00	1.70	2	3	2	2	2	3	1	3	3		2.70
4	CuLi4		4.50	1.54	2	3	2	3	3	3	2	3	2		6.04
5	DiSt4		8.60	2.20	1	2	2	2	2	2	2	2	2		10.80
6	STw4		6.60	0.86	1	1	1	2	2	2	0	1	2		7.46
7	RoLi4		4.50	1.71	2	3	3	3	2	3	3	3	3		6.21
8	SILi4		4.50	1.46	2	2	2	3	3	3	3	2	2		5.96
9	ChLi1		1.00	1.30	2	2	1	2	2	3	1	2	2		2.30
			43.40												57.57
Program Components				Factor											
	Skating Skills			1.20	9.50	9.50	9.50	9.75	9.25	9.50	9.25	9.25	9.25		9.39
	Transitions			1.20	9.00	9.50	9.25	9.50	9.25	9.50	8.75	9.00	9.25		9.25
	Performance			1.20	9.25	9.75	9.50	9.75	9.50	9.75	9.00	9.25	9.50		9.50
	Composition			1.20	9.25	9.75	9.50	9.75	9.50	9.50	9.25	9.00	9.50		9.46
	Interpretation of the Music/Timing			1.20	9.00	9.50	9.50	9.75	9.50	9.75	9.00	9.50	9.50		9.46
Judges Total Program Component Score (factored)															56.47

Deductions	0.00
-------------------	-------------

ISU World Figure Skating Championships 2018

ICE DANCE FREE DANCE JUDGES DETAILS PER SKATER

Rank	Name	Nation	Starting Number	Total Segment Score	Total Element Score	Total Program Component Score (factored)		Total Deductions
5	Madison CHOCK / Evan BATES	USA	17	111.62	56.29	55.33		0.00

#	Executed Elements	Info	Base Value	GOE	J1	J2	J3	J4	J5	J6	J7	J8	J9	Ref	Scores of Panel
1	StaLi4		4.50	1.63	3	3	3	3	2	2	3	3	2		6.13
2	CuLi4		4.50	1.20	2	2	2	3	2	2	2	2	2		5.70
3	STw4		6.60	1.20	2	2	2	3	2	2	2	2	2		7.80
4	CiSt3		7.10	2.20	2	3	2	2	2	1	2	2	2		9.30
5	CoSp4		5.60	1.20	2	2	2	2	2	2	3	2	2		6.80
6	RoLi4		4.50	1.46	3	3	3	3	2	2	2	2	2		5.96
7	DiSt3		7.10	2.20	2	2	2	3	2	1	2	2	2		9.30
8	ChLi1		1.00	1.70	3	3	2	3	2	2	2	3	2		2.70
9	ChSp1		1.00	1.60	3	2	2	2	2	1	3	3	2		2.60
			41.90												56.29
Program Components			Factor												
Skating Skills			1.20		9.25	9.75	9.00	9.75	9.25	8.75	9.00	9.00	9.00		9.18
Transitions			1.20		9.25	9.50	8.75	9.75	9.25	8.75	9.00	8.75	9.00		9.07
Performance			1.20		9.50	9.75	9.25	9.75	9.50	9.00	8.75	9.25	9.25		9.36
Composition			1.20		9.50	9.75	9.00	9.50	9.25	8.75	9.00	9.25	9.25		9.25
Interpretation of the Music/Timing			1.20		9.25	9.50	9.25	10.00	9.50	9.00	9.00	9.00	9.25		9.25
Judges Total Program Component Score (factored)															55.33

Deductions		Total
		0.00

Rank	Name	Nation	Starting Number	Total Segment Score	Total Element Score	Total Program Component Score (factored)		Total Deductions
6	Piper GILLES / Paul POIRIER	CAN	14	111.59	58.11	53.48		0.00

#	Executed Elements	Info	Base Value	GOE	J1	J2	J3	J4	J5	J6	J7	J8	J9	Ref	Scores of Panel
1	CoSp4		5.60	1.20	2	2	2	2	2	2	3	2	2		6.80
2	CuLi4		4.50	1.63	3	2	3	3	2	3	3	2	3		6.13
3	CiSt3		7.10	1.89	2	1	2	1	2	2	1	2	2		8.99
4	STw4		6.60	1.37	2	2	2	3	3	3	2	2	2		7.97
5	SILi4		4.50	1.29	2	2	2	2	3	3	2	2	2		5.79
6	DiSt4		8.60	2.20	2	2	2	2	2	2	2	2	2		10.80
7	RoLi4		4.50	1.63	2	2	3	3	3	3	3	3	2		6.13
8	ChSp1		1.00	1.40	2	1	2	2	2	3	2	2	2		2.40
9	ChLi1		1.00	2.10	3	2	3	3	3	3	3	3	3		3.10
			43.40												58.11
Program Components			Factor												
Skating Skills			1.20		8.75	9.00	9.00	8.75	9.25	8.75	8.50	9.00	8.75		8.86
Transitions			1.20		8.50	8.50	8.50	9.50	9.00	8.75	8.25	9.00	8.75		8.71
Performance			1.20		8.75	9.00	8.75	8.75	9.25	9.25	9.00	9.25	9.00		9.00
Composition			1.20		8.75	8.75	9.00	9.00	9.50	9.00	8.75	9.00	9.00		8.93
Interpretation of the Music/Timing			1.20		9.00	9.00	9.00	9.00	9.25	9.25	9.00	9.25	9.00		9.07
Judges Total Program Component Score (factored)															53.48

Deductions		Total
		0.00

ISU World Figure Skating Championships 2018

ICE DANCE FREE DANCE JUDGES DETAILS PER SKATER

Rank	Name	Nation	Starting Number	Total Segment Score	Total Element Score	Total Program Component Score (factored)						Total Deductions			
7	Alexandra STEPANOVA / Ivan BUKIN	RUS	13	109.51	55.71	53.80						0.00			
#	Executed Elements	Info	Base Value	GOE	J1	J2	J3	J4	J5	J6	J7	J8	J9	Ref	Scores of Panel
1	SILi4		4.50	1.46	3	2	2	3	2	2	3	3	2		5.96
2	STw4		6.60	1.29	2	3	2	2	2	2	2	3	2		7.89
3	CiSt3		7.10	2.20	2	2	2	2	2	2	2	2	2		9.30
4	CuLi4		4.50	1.37	3	3	2	3	2	2	2	1	2		5.87
5	CoSp4		5.60	1.37	2	2	3	2	2	2	3	2	3		6.97
6	DiSt3		7.10	2.36	3	2	2	3	2	1	2	2	2		9.46
7	RoLi4		4.50	1.46	3	3	3	2	2	2	3	2	2		5.96
8	ChSp1		1.00	1.20	2	2	2	2	1	1	2	1	2		2.20
9	ChLi1		1.00	1.10	2	2	2	2	1	1	1	1	2		2.10
			41.90											55.71	
Program Components			Factor												
Skating Skills			1.20	9.50	9.25	8.75	9.25	8.50	8.50	8.50	9.00	9.25			8.93
Transitions			1.20	9.25	9.00	8.75	9.25	8.50	8.25	8.25	8.75	9.00			8.79
Performance			1.20	9.25	9.25	9.00	9.50	8.75	8.50	8.25	9.00	9.25			9.00
Composition			1.20	9.50	9.25	9.50	8.75	8.50	8.50	9.00	9.25			9.07	
Interpretation of the Music/Timing			1.20	9.00	9.50	9.25	9.50	9.00	8.50	8.50	9.00	9.00			9.04
Judges Total Program Component Score (factored)													53.80		
Deductions															0.00
Rank	Name	Nation	Starting Number	Total Segment Score	Total Element Score	Total Program Component Score (factored)						Total Deductions			
8	Tiffani ZAGORSKI / Jonathan GUERREIRO	RUS	15	107.97	56.41	51.56						0.00			
#	Executed Elements	Info	Base Value	GOE	J1	J2	J3	J4	J5	J6	J7	J8	J9	Ref	Scores of Panel
1	ChSp1		1.00	1.00	2	2	2	2	1	0	0	2	1		2.00
2	StLi4		4.50	1.46	3	3	3	3	2	2	2	1	2		5.96
3	CiSt4		8.60	2.20	2	2	2	2	2	2	2	1	2		10.80
4	STw4		6.60	1.46	3	2	3	3	2	2	3	2	2		8.06
5	CuLi4		4.50	1.29	2	3	3	2	2	2	2	2	2		5.79
6	CoSp4		5.60	1.20	2	2	2	2	2	1	2	2	2		6.80
7	MiSt3		7.10	2.20	2	3	3	2	2	1	2	1	2		9.30
8	RoLi4		4.50	1.20	2	2	3	3	2	1	2	1	2		5.70
9	ChLi1		1.00	1.00	2	2	2	2	1	0	1	1	1		2.00
			43.40											56.41	
Program Components			Factor												
Skating Skills			1.20	8.50	9.25	9.00	8.50	8.75	8.00	8.00	8.25	8.25			8.46
Transitions			1.20	8.75	9.00	8.75	9.00	8.75	8.00	7.75	8.00	8.25			8.50
Performance			1.20	8.50	9.25	9.00	9.25	9.00	8.25	8.25	8.25	8.50			8.68
Composition			1.20	8.75	9.25	9.00	8.75	9.00	8.25	8.00	8.25	8.50			8.64
Interpretation of the Music/Timing			1.20	8.50	9.50	9.00	9.00	9.25	8.25	7.75	8.25	8.50			8.68
Judges Total Program Component Score (factored)													51.56		
Deductions															0.00

ISU World Figure Skating Championships 2018

ICE DANCE FREE DANCE JUDGES DETAILS PER SKATER

Rank	Name	Nation	Starting Number	Total Segment Score	Total Element Score	Total Program Component Score (factored)		Total Deductions
9	Charlene GUIGNARD / Marco FABRI	ITA	12	107.29	55.16	52.13		0.00

#	Executed Elements	Info	Base Value	GOE	J1	J2	J3	J4	J5	J6	J7	J8	J9	Ref	Scores of Panel	
1	CoSp4		5.60	1.03	2	1	1	1	2	2	2	2	2		6.63	
2	CiSt3		7.10	2.20	2	2	2	2	2	2	2	2	2		9.30	
3	STw4		6.60	1.37	3	3	2	2	2	2	3	2	2		7.97	
4	SILi4		4.50	1.37	3	2	1	3	3	2	2	2	2		5.87	
5	RoLi4		4.50	1.29	3	2	2	2	2	2	2	2	3		5.79	
6	MiSt3		7.10	2.20	2	2	2	2	2	2	2	1	2		9.30	
7	CuLi4		4.50	1.20	2	1	2	2	2	2	2	2	2		5.70	
8	ChLi1		1.00	1.40	2	2	2	2	2	2	2	3	2		2.40	
9	ChSp1		1.00	1.20	2	2	2	2	1	1	1	2	2		2.20	
			41.90												55.16	
Program Components			Factor													
Skating Skills			1.20		8.75	9.00	8.75	8.50	8.75	8.50	8.50	8.00	8.50			8.61
Transitions			1.20		8.75	8.50	8.50	9.00	8.75	8.50	8.00	8.25	8.50			8.54
Performance			1.20		9.00	9.00	8.75	8.75	9.00	8.75	8.25	8.25	8.75			8.75
Composition			1.20		8.75	8.75	8.50	8.50	9.00	8.75	8.50	8.50	9.00			8.68
Interpretation of the Music/Timing			1.20		9.00	8.75	8.75	9.00	9.00	8.75	8.75	8.50	9.00			8.86
Judges Total Program Component Score (factored)															52.13	

Deductions		Total
		0.00

Rank	Name	Nation	Starting Number	Total Segment Score	Total Element Score	Total Program Component Score (factored)		Total Deductions
10	Kaitlin HAWAYEK / Jean-Luc BAKER	USA	8	101.80	53.26	48.54		0.00

#	Executed Elements	Info	Base Value	GOE	J1	J2	J3	J4	J5	J6	J7	J8	J9	Ref	Scores of Panel	
1	CiSt3		7.10	1.89	2	1	2	1	2	2	1	2	2		8.99	
2	STw4		6.60	1.20	2	2	2	1	2	2	2	2	2		7.80	
3	CuLi4		4.50	1.03	2	2	1	2	1	2	2	1	2		5.53	
4	DiSt3		7.10	1.73	1	1	1	1	2	2	2	2	2		8.83	
5	RoLi4		4.50	1.11	2	2	1	2	2	2	2	1	2		5.61	
6	ChTw1		1.00	1.10	2	1	1	2	2	1	1	2	2		2.10	
7	CoSp4		5.60	0.77	1	1	1	2	1	2	1	1	2		6.37	
8	SILi4		4.50	1.03	2	2	0	2	2	1	1	2	2		5.53	
9	ChLi1		1.00	1.50	3	1	2	2	2	2	2	2	3		2.50	
			41.90												53.26	
Program Components			Factor													
Skating Skills			1.20		8.00	8.25	8.00	8.50	7.50	8.25	7.75	8.25	8.25			8.11
Transitions			1.20		7.75	7.75	7.50	8.25	7.50	8.25	7.50	8.00	8.25			7.86
Performance			1.20		8.00	8.25	8.00	8.75	7.75	8.50	8.00	8.25	8.50			8.21
Composition			1.20		7.75	8.25	8.00	8.50	7.50	8.25	7.75	8.00	8.75			8.07
Interpretation of the Music/Timing			1.20		7.75	8.00	8.25	9.00	7.75	8.50	8.25	8.25	8.50			8.21
Judges Total Program Component Score (factored)															48.54	

Deductions		Total
Music requirements violation: (1 of 10)		0.00

ISU World Figure Skating Championships 2018

ICE DANCE FREE DANCE JUDGES DETAILS PER SKATER

Rank	Name	Nation	Starting Number	Total Segment Score	Total Element Score	Total Program Component Score (factored)	Total Deductions
11	Kana MURAMOTO / Chris REED	JPN	11	98.73	51.24	47.49	0.00

#	Executed Elements	Info	Base Value	GOE	J1	J2	J3	J4	J5	J6	J7	J8	J9	Ref	Scores of Panel
1	STw4		6.60	0.69	1	1	1	1	1	2	1	2	1		7.29
2	CiSt3		7.10	1.26	2	1	1	1	2	1	1	1	1		8.36
3	CoSp4		5.60	0.94	1	2	1	1	2	2	2	1	2		6.54
4	ChSp1		1.00	0.60	1	1	1	1	1	0	0	1	1		1.60
5	StLi4		4.50	1.20	2	2	2	2	2	2	2	1	2		5.70
6	SILi4		4.50	0.94	2	1	1	2	2	2	2	1	1		5.44
7	DiSt3		7.10	1.41	2	1	1	2	2	1	1	1	1		8.51
8	RoLi4		4.50	1.20	2	2	2	2	2	2	2	2	1		5.70
9	ChLi1		1.00	1.10	3	1	2	2	2	1	1	1	2		2.10
			41.90												51.24
Program Components				Factor											
	Skating Skills			1.20	8.00	7.75	7.75	8.25	8.25	8.00	7.50	7.75	7.75		7.89
	Transitions			1.20	8.25	7.50	7.50	8.00	8.00	7.75	7.25	7.75	7.75		7.75
	Performance			1.20	8.00	7.75	7.50	8.50	8.25	8.25	7.50	7.75	8.00		7.93
	Composition			1.20	8.25	8.00	7.25	8.25	8.50	8.00	7.75	7.75	8.25		8.04
	Interpretation of the Music/Timing			1.20	8.00	7.75	7.25	8.75	8.50	8.25	7.50	7.50	8.25		7.96
	Judges Total Program Component Score (factored)														47.49

Deductions	0.00
-------------------	-------------

Rank	Name	Nation	Starting Number	Total Segment Score	Total Element Score	Total Program Component Score (factored)	Total Deductions
12	Olivia SMART / Adrian DIAZ	ESP	10	98.32	51.35	46.97	0.00

#	Executed Elements	Info	Base Value	GOE	J1	J2	J3	J4	J5	J6	J7	J8	J9	Ref	Scores of Panel
1	SILi4		4.50	1.37	3	2	2	1	3	2	3	2	2		5.87
2	STw4		6.60	1.11	2	2	2	1	2	2	1	2	3		7.71
3	CiSt3		7.10	1.57	2	1	1	0	2	1	1	2	2		8.67
4	CoSp4		5.60	0.94	2	2	1	1	2	2	2	1	1		6.54
5	ChTw1		1.00	0.40	2	1	0	0	0	0	0	1	2		1.40
6	DiSt3		7.10	1.26	1	1	2	0	1	1	1	1	2		8.36
7	CuLi4		4.50	0.86	1	2	1	0	2	1	1	2	2		5.36
8	StLi4		4.50	0.94	2	2	1	1	1	2	1	2	2		5.44
9	ChLi1		1.00	1.00	2	1	2	0	1	1	1	2	2		2.00
			41.90												51.35
Program Components				Factor											
	Skating Skills			1.20	7.75	8.00	7.75	7.50	7.75	7.75	7.50	8.00	7.75		7.75
	Transitions			1.20	7.50	7.75	7.50	6.50	7.50	7.50	7.50	8.00	7.75		7.57
	Performance			1.20	8.00	8.00	8.00	7.25	7.50	8.00	8.25	8.25	7.75		7.93
	Composition			1.20	8.00	8.00	7.75	7.50	7.75	7.75	8.00	8.00	8.25		7.89
	Interpretation of the Music/Timing			1.20	7.75	8.25	8.25	7.00	7.50	8.00	8.25	8.50	8.00		8.00
	Judges Total Program Component Score (factored)														46.97

Deductions	0.00
-------------------	-------------

ISU World Figure Skating Championships 2018

ICE DANCE FREE DANCE JUDGES DETAILS PER SKATER

Rank	Name	Nation	Starting Number	Total Segment Score	Total Element Score	Total Program Component Score (factored)	Total Deductions
13	Marie-Jade LAURIAULT / Romain LE GAC	FRA	7	96.14	50.33	45.81	0.00

#	Executed Elements	Info	Base Value	GOE	J1	J2	J3	J4	J5	J6	J7	J8	J9	Ref	Scores of Panel
1	ChSp1		1.00	0.80	1	1	1	1	2	1	1	2	1		1.80
2	RoLi4+StLi4		9.00	3.09	3	3	2	2	3	3	2	2	3		12.09
3	STw2		4.60	0.94	2	2	1	0	1	2	1	2	2		5.54
4	CoSp4		5.60	1.03	2	2	1	1	2	2	2	1	2		6.63
5	CiSt3		7.10	1.10	1	1	1	0	1	1	1	1	1		8.20
6	CuLi4		4.50	0.86	3	2	0	0	2	1	2	1	2		5.36
7	DiSt3		7.10	1.41	1	1	1	0	2	1	1	2	2		8.51
8	ChLi1		1.00	1.20	3	2	1	1	2	2	2	1	2		2.20
			39.90												50.33
	Program Components			Factor											
	Skating Skills			1.20	7.50	7.75	7.00	7.50	8.00	7.50	7.50	8.00	7.50		7.61
	Transitions			1.20	7.50	7.25	7.00	6.75	7.75	7.50	7.50	8.00	7.50		7.43
	Performance			1.20	7.75	8.00	7.25	7.25	8.25	8.00	7.25	8.25	7.50		7.71
	Composition			1.20	7.75	7.75	7.25	7.50	8.50	7.75	7.75	8.25	8.00		7.82
	Interpretation of the Music/Timing			1.20	7.25	7.75	7.25	7.00	8.25	7.75	7.50	8.25	7.50		7.61
	Judges Total Program Component Score (factored)														45.81

Deductions	0.00
-------------------	-------------

Rank	Name	Nation	Starting Number	Total Segment Score	Total Element Score	Total Program Component Score (factored)	Total Deductions
14	Carolane SOUCISSE / Shane FIRUS	CAN	6	95.44	48.08	47.36	0.00

#	Executed Elements	Info	Base Value	GOE	J1	J2	J3	J4	J5	J6	J7	J8	J9	Ref	Scores of Panel
1	STw2		4.60	0.86	2	1	2	1	0	2	2	0	2		5.46
2	CiSt2		5.60	1.57	1	1	2	0	2	2	1	1	2		7.17
3	SiLi4		4.50	0.86	2	2	2	1	1	1	1	1	2		5.36
4	CoSp4		5.60	0.77	1	1	1	1	2	2	1	1	2		6.37
5	StLi4		4.50	1.11	1	2	1	2	2	2	2	2	2		5.61
6	ChTw1		1.00	1.10	2	1	1	1	1	3	2	2	2		2.10
7	DiSt3		7.10	1.57	1	2	1	0	2	2	1	1	2		8.67
8	RoLi4		4.50	0.94	2	2	1	1	1	2	2	1	2		5.44
9	ChLi1		1.00	0.90	0	1	1	1	1	2	1	3	2		1.90
			38.40												48.08
	Program Components			Factor											
	Skating Skills			1.20	7.75	8.25	7.75	7.50	7.75	7.75	7.50	8.00	7.75		7.75
	Transitions			1.20	7.25	7.75	7.75	6.75	7.75	7.75	7.25	8.00	7.75		7.61
	Performance			1.20	7.50	8.25	8.00	7.50	8.00	8.25	7.50	8.25	8.00		7.93
	Composition			1.20	7.75	8.00	8.00	8.50	8.00	8.00	7.75	8.25	8.50		8.07
	Interpretation of the Music/Timing			1.20	7.50	8.25	8.00	7.00	8.25	8.25	8.25	8.25	8.25		8.11
	Judges Total Program Component Score (factored)														47.36

Deductions	0.00
-------------------	-------------

ISU World Figure Skating Championships 2018

ICE DANCE FREE DANCE JUDGES DETAILS PER SKATER

Rank	Name	Nation	Starting Number	Total Segment Score	Total Element Score	Total Program Component Score (factored)						Total Deductions				
15	Alexandra NAZAROVA / Maxim NIKITIN	UKR	3	95.05	49.24	45.81						0.00				
#	Executed Elements	Info	Base Value	GOE	J1	J2	J3	J4	J5	J6	J7	J8	J9	Ref	Scores of Panel	
1	SILi4		4.50	1.11	2	3	1	2	1	2	2	2	2		5.61	
2	CiSt3		7.10	1.10	1	1	1	1	1	1	1	2	1		8.20	
3	STw4		6.60	0.60	1	1	1	1	1	1	1	1	1		7.20	
4	Sp4		5.60	0.43	0	2	0	2	1	0	1	0	1		6.03	
5	CuLi4		4.50	0.94	2	2	0	2	2	0	2	1	2		5.44	
6	StLi4		4.50	1.03	2	2	1	2	2	1	2	1	2		5.53	
7	DiSt3		7.10	0.63	0	1	1	1	1	0	0	0	1		7.73	
8	ChLi1		1.00	0.70	2	1	0	1	1	1	1	0	2		1.70	
9	ChSp1		1.00	0.80	2	2	1	2	1	0	0	1	1		1.80	
			41.90											49.24		
Program Components			Factor													
Skating Skills			1.20			7.75	7.75	7.00	8.00	7.25	7.50	7.50	7.75	7.75		7.61
Transitions			1.20			7.75	7.75	6.50	8.25	7.25	7.25	7.25	7.50	7.50		7.46
Performance			1.20			7.50	8.00	7.25	8.25	7.50	7.50	7.25	7.75	7.75		7.61
Composition			1.20			8.00	8.25	7.00	8.50	7.75	7.50	7.25	7.75	8.25		7.82
Interpretation of the Music/Timing			1.20			7.50	8.25	7.25	8.25	7.50	7.75	7.00	7.50	8.00		7.68
Judges Total Program Component Score (factored)															45.81	
Deductions															0.00	
Rank	Name	Nation	Starting Number	Total Segment Score	Total Element Score	Total Program Component Score (factored)						Total Deductions				
16	Kavita LORENZ / Joti POLIZOAKIS	GER	4	94.94	49.78	45.16						0.00				
#	Executed Elements	Info	Base Value	GOE	J1	J2	J3	J4	J5	J6	J7	J8	J9	Ref	Scores of Panel	
1	STw4		6.60	0.69	2	1	1	0	1	2	0	1	2		7.29	
2	CiSt3		7.10	1.10	1	1	1	0	1	1	1	1	1		8.20	
3	ChSp1		1.00	1.10	2	2	1	1	0	2	2	1	2		2.10	
4	RoLi4		4.50	1.11	2	2	1	2	2	1	2	2	2		5.61	
5	SILi4		4.50	0.94	2	1	1	2	2	2	1	1	2		5.44	
6	CoSp4		5.60	1.03	2	1	2	1	2	2	2	1	2		6.63	
7	DiSt2		5.60	1.10	1	1	1	0	1	1	1	1	1		6.70	
8	CuLi4		4.50	1.11	2	2	2	1	2	2	2	1	2		5.61	
9	ChLi1		1.00	1.20	3	1	2	1	2	2	2	1	2		2.20	
			40.40											49.78		
Program Components			Factor													
Skating Skills			1.20			7.50	8.00	7.50	7.75	7.75	7.50	7.25	7.25	7.50		7.54
Transitions			1.20			7.50	7.50	7.25	7.25	7.50	7.00	7.25	7.00	7.50		7.32
Performance			1.20			7.75	7.75	7.50	7.50	7.50	7.75	7.00	7.25	7.75		7.57
Composition			1.20			7.50	8.00	7.50	7.00	7.75	7.50	7.50	7.25	8.00		7.57
Interpretation of the Music/Timing			1.20			7.75	7.75	7.50	7.75	7.75	7.75	7.50	7.50	7.50		7.64
Judges Total Program Component Score (factored)															45.16	
Deductions															0.00	

ISU World Figure Skating Championships 2018

ICE DANCE FREE DANCE JUDGES DETAILS PER SKATER

Rank	Name	Nation	Starting Number	Total Segment Score	Total Element Score	Total Program Component Score (factored)		Total Deductions
17	Shiyue WANG / Xinyu LIU	CHN	1	89.57	48.18	41.39		0.00

#	Executed Elements	Info	Base Value	GOE	J1	J2	J3	J4	J5	J6	J7	J8	J9	Ref	Scores of Panel
1	SeSt3		7.10	0.94	1	1	0	0	1	1	1	1	1		8.04
2	STw4		6.60	0.60	1	1	1	0	1	1	1	1	1		7.20
3	CuLi4		4.50	0.86	1	2	1	1	1	2	2	1	2		5.36
4	CoSp4		5.60	0.60	1	1	0	1	1	1	1	1	1		6.20
5	RoLi4		4.50	0.94	2	2	1	1	2	1	1	2	2		5.44
6	SiLi4		4.50	0.77	2	2	0	1	2	2	1	0	1		5.27
7	ChSp1		1.00	0.50	1	1	1	0	1	1	0	1	0		1.50
8	DiSt3		7.10	0.47	0	1	0	0	1	1	1	0	0		7.57
9	ChLi1		1.00	0.60	2	1	1	0	1	1	0	1	1		1.60
			41.90											48.18	
Program Components			Factor												
Skating Skills			1.20		6.75	6.75	6.25	6.75	6.75	7.25	7.25	7.25	7.25		6.96
Transitions			1.20		7.25	6.50	6.25	6.00	6.50	6.75	6.75	7.00	7.00		6.68
Performance			1.20		7.00	6.75	6.00	6.50	6.50	7.25	7.50	7.50	7.50		7.00
Composition			1.20		7.00	7.00	6.00	6.25	6.75	7.00	7.50	7.25	7.50		6.96
Interpretation of the Music/Timing			1.20		6.75	6.50	6.25	6.75	6.75	7.25	7.25	7.00	7.25		6.89
Judges Total Program Component Score (factored)														41.39	

Deductions		Total
		0.00

Rank	Name	Nation	Starting Number	Total Segment Score	Total Element Score	Total Program Component Score (factored)		Total Deductions
18	Alisa AGAFONOVA / Alper UCAR	TUR	2	88.67	45.59	43.08		0.00

#	Executed Elements	Info	Base Value	GOE	J1	J2	J3	J4	J5	J6	J7	J8	J9	Ref	Scores of Panel
1	ChSp1		1.00	0.60	1	1	1	1	0	1	0	1	2		1.60
2	StLi4		4.50	0.77	1	2	1	1	1	1	1	2	2		5.27
3	CiSt2		5.60	0.31	0	1	0	0	0	0	0	1	1		5.91
4	CoSp4		5.60	0.60	1	1	1	1	1	0	1	1	1		6.20
5	CuLi4		4.50	0.60	1	2	0	1	1	2	0	1	1		5.10
6	RoLi4		4.50	0.43	0	2	1	1	0	1	0	1	1		4.93
7	STw4		6.60	0.69	2	1	0	1	0	2	1	1	2		7.29
8	DiSt3		7.10	0.79	0	1	1	0	1	1	1	0	1		7.89
9	ChLi1		1.00	0.40	1	1	0	0	1	0	0	1	1		1.40
			40.40											45.59	
Program Components			Factor												
Skating Skills			1.20		7.75	7.75	6.25	7.25	6.50	7.00	6.75	7.25	7.50		7.14
Transitions			1.20		7.50	7.50	6.00	7.75	6.50	6.50	6.50	7.25	7.25		7.00
Performance			1.20		7.25	7.75	6.50	7.50	6.75	6.75	7.00	7.50	7.50		7.18
Composition			1.20		7.75	8.00	6.50	7.75	6.75	7.00	7.25	7.50	7.75		7.39
Interpretation of the Music/Timing			1.20		7.50	7.50	6.50	7.00	6.50	7.00	7.25	7.50	7.50		7.18
Judges Total Program Component Score (factored)														43.08	

Deductions		Total
		0.00

ISU World Figure Skating Championships 2018

ICE DANCE FREE DANCE JUDGES DETAILS PER SKATER

Rank	Name	Nation	Starting Number	Total Segment Score	Total Element Score	Program Score (factored)	Total Component Score (factored)	Total Deductions
19	Natalia KALISZEK / Maksym SPODYRIEV	POL	9	87.76	42.19		47.57	2.00

#	Executed Elements	Info	Base Value	GOE	J1	J2	J3	J4	J5	J6	J7	J8	J9	Ref	Scores of Panel
1	StLi4		4.50	1.11	2	2	1	2	2	2	2	1	2		5.61
2	CiSt2		5.60	1.26	1	1	0	1	2	2	1	1	1		6.86
3	RoLi4		4.50	1.11	2	2	1	2	2	2	1	2	2		5.61
4	STw4		6.60	0.86	2	2	1	1	2	1	1	1	2		7.46
5	RoLi*	*	0.00	0.00	-	-	-	-	-	-	-	-	-		0.00
6	CoSp4		5.60	0.69	1	2	1	1	2	1	1	1	1		6.29
7	ChLi1		1.00	1.00	2	2	1	2	1	1	1	0	2		2.00
8	Li*	*	0.00	0.00	-	-	-	-	-	-	-	-	-		0.00
9	MiSt3		7.10	1.26	1	2	0	1	2	0	1	1	2		8.36
			34.90												42.19
Program Components			Factor												
Skating Skills			1.20		8.00	8.25	7.50	8.00	8.25	7.75	7.50	8.00	7.75		7.89
Transitions			1.20		8.00	8.00	7.50	7.75	8.00	7.75	7.25	7.75	7.75		7.79
Performance			1.20		8.25	8.25	7.25	8.00	8.25	7.50	7.25	7.75	7.75		7.82
Composition			1.20		8.50	8.50	7.50	8.75	8.50	8.00	7.50	8.00	8.25		8.18
Interpretation of the Music/Timing			1.20		8.25	8.50	7.00	8.00	8.25	8.00	7.50	7.75	8.00		7.96
Judges Total Program Component Score (factored)														47.57	

Deductions	Extra element by verif.:	-2.00	-2.00
-------------------	--------------------------	-------	--------------

* Invalid element

Rank	Name	Nation	Starting Number	Total Segment Score	Total Element Score	Program Score (factored)	Total Component Score (factored)	Total Deductions
20	Allison REED / Saulius AMBRULEVICIUS	LTU	5	86.97	44.33		42.64	0.00

#	Executed Elements	Info	Base Value	GOE	J1	J2	J3	J4	J5	J6	J7	J8	J9	Ref	Scores of Panel
1	CoSp2		3.60	0.51	1	1	2	0	1	1	1	1	0		4.11
2	CuLi4		4.50	0.69	1	2	1	1	2	1	1	1	1		5.19
3	CiSt3		7.10	0.47	1	1	1	0	1	-1	0	0	0		7.57
4	SILi4		4.50	0.43	2	2	1	1	1	0	0	0	0		4.93
5	STw4		6.60	0.69	2	2	1	0	2	1	0	1	1		7.29
6	RoLi4		4.50	1.20	3	2	2	2	2	2	2	1	2		5.70
7	DiSt2		5.60	0.94	1	1	1	0	1	-1	1	1	1		6.54
8	ChSp1		1.00	0.60	2	1	1	1	1	0	0	1	1		1.60
9	ChLi1		1.00	0.40	1	1	0	1	0	0	0	1	1		1.40
			38.40												44.33
Program Components			Factor												
Skating Skills			1.20		7.50	7.75	7.00	6.75	7.25	7.00	7.25	7.00	7.00		7.14
Transitions			1.20		7.25	7.25	7.00	6.75	7.00	6.50	6.50	6.75	6.75		6.86
Performance			1.20		7.25	8.00	7.25	7.50	7.00	6.75	6.75	7.00	7.50		7.18
Composition			1.20		7.50	7.75	7.00	7.00	7.25	6.75	6.75	7.00	7.50		7.14
Interpretation of the Music/Timing			1.20		7.50	7.50	7.50	6.75	7.50	6.50	7.00	7.25	7.00		7.21
Judges Total Program Component Score (factored)														42.64	

Deductions		0.00
-------------------	--	-------------

printed: 24/03/2018 18:40:27



On behalf of the Italian Ice Sports Federation and the Organizing Committee we wish to thank all those who took part in these days at the ISU World Figure Skating Championships in Milan.

It was a great pleasure and an immense honor for us to have the opportunity to organize and experience such a prestigious event and therefore we renew our gratitude to the International Skating Union for entrusting us with this important task.

We spent wonderful days in a wonderful atmosphere of sharing, respect and friendship. The athletes have shown us once more the uniqueness of this discipline and how it is able to offer us non-stop performances from the highest technical, physical and artistic level.

We have learned to appreciate even more this exceptional fortune and the exciting and engaging response of the large audience present in the arena has proved to be the best prize we could receive.

A Special thanks goes to the volunteers and to all those who, with their commitment and their passion, contributed to the outcome of such a great event. Athletes, coaches, judges, sponsors We bring a boundless joy to our hearts and we hope that you too can always keep indelible memories of this experience.

Finally, we wish you all the best for your next adventures and, waiting to be able to welcome you once more in Italy, we will meet at the next Saitama ISU World Figure Skating Championships.

The Organizing Committee

Official ISU Sponsors

Official ISU Sponsors

acom



Canon



CITIZEN



Japanet

кагоцел
ПРОТИВОВИРУСНОЕ СРЕДСТВО

KINOSHITA GROUP

KOSÉ

MARUHAN

MARY COHR
PARIS

SUZUKI