



ISU GRAND PRIX OF
FIGURE SKATING
FINAL[®]

DEC. 6 - 9



PROTOCOL / PROTOCOLE

OFFICIAL ISU SPONSORS





Grand Prix of Figure Skating Final® 2018 / 19
Junior Grand Prix of Figure Skating Final 2018 / 19
December 6 – 9, 2018, Vancouver, BC / CAN



Protocol

of the

 **Grand Prix of Figure Skating Final®**

and

 **Junior Grand Prix of Figure Skating Final**

2018/19

organized by

Skate Canada

with the authorization of the

International Skating Union

held in

Vancouver, BC / Canada

December 6 – 9, 2018

The events took place at the

“Doug Mitchell Thunderbird Sports Centre”

an artificial and heated indoor ice surface.

Official ISU Sponsors





International Skating Union (ISU)

Council

President: Jan Dijkema Netherlands

1st Vice President

Figure Skating: Alexander Lakernik Russia

2nd Vice President

Speed Skating: Tron Espeli Norway

Members

Figure Skating: Patricia St. Peter U.S.A.
 Tatsuro Matsumura Japan
 Maria Teresa Samaranch Spain
 Marie Lundmark Finland
 Benoit Lavoie Canada

Speed Skating: Stoytcho G. Stoytchev Bulgaria
 Sergio Anesi Italy
 Yang Yang China
 Jae Youl Kim Republic of Korea
 Roland Etienne Maillard Switzerland

Director General: Fredi Schmid Switzerland
 Treasurer: Ulrich Linder Switzerland
 Legal Advisors: Michael Geistlinger Austria
 Béatrice Pfister Switzerland

Figure Skating Sports Director: Charles Z. Cyr U.S.A.
 Speed Skating Sports Director: Hugo Herrnhof Italy

Technical Committees

Single & Pair Skating

Chairperson: Fabio Bianchetti Italy
 Members: Yukiko Okabe Japan
 Rita Zonnekeyn Belgium
 Leena Laaksonen Finland
 Susan Lynch Australia
 Appointed Skater: John Coughlin U.S.A.
 Appointed Coach: Patrick Meier Switzerland

Ice Dance

Chairperson: Halina Gordon-Poltorak Poland
 Members: Shawn Rettstatt U.S.A.
 Hilary Selby Great Britain
 György Elek Hungary
 Appointed Skater: Alper Uçar Turkey
 Appointed Coach: Maurizio Margaglio Italy

Synchronized Skating

Chairperson: Philippe Maitrot France
 Members: Petra Tyrbo Sweden
 Lois Long U.S.A.
 Uliana Chirkova Russia
 Appointed Skater: Roberta Giuliani Italy
 Appointed Coach: Cathy Dalton Canada

Official ISU Sponsors





Grand Prix of Figure Skating Final® 2018 / 19
Junior Grand Prix of Figure Skating Final 2018 / 19
 December 6 – 9, 2018, Vancouver, BC / CAN



Time Schedule

Wednesday	11:00	Team Leaders Meeting	
December 5, 2018	12:15	Medical Meeting	
	17:00	Referee & Technical Controllers Meeting	
	20:30	ISU and Judges Dinner	
	Thursday,	14:05	JUNIOR ICE DANCE – Rhythm Dance
December 6, 2018	15:20	JUNIOR MEN – Short Program	
	16:25	JUNIOR PAIRS – Short Program	
	17:40	JUNIOR LADIES – Short Program	
	19:00	Opening Ceremony	
	19:45	MEN – Short Program	
	21:00	LADIES – Short Program	
	Friday,	15:45	JUNIOR ICE DANCE – Free Dance
	December 7, 2018	17:05	JUNIOR MEN – Free Skating
		Victory Ceremonies Junior Men, Junior Ice Dance	
19:05		ICE DANCE – Rhythm Dance	
20:20		PAIRS – Short Program	
21:35		MEN – Free Skating	
		Victory Ceremonies Men	
Saturday,		13:55	LADIES – Free Skating
December 8, 2018		15:15	JUNIOR LADIES – Free Skating
	16:30	JUNIOR PAIRS – Free Skating	
		Victory Ceremonies Junior Pairs, Ladies, Junior Ladies	
	19:00	ICE DANCE – Free Dance	
	20:20	PAIRS – Free Skating	
		Victory Ceremonies Pairs, Ice Dance	
Sunday,	14:00	EXHIBITION	
December 9, 2018	20:00	Closing Banquet	

Official ISU Sponsors





Appointed ISU Event Officials

ISU Representative	Ms. Patricia St. PETER
ISU Medical Advisor	Mr. Joel SHOBE
ISU Event Coordinator	Mr. Dingding LIU Mr. Wieland LÜDERS
ISU Regional Event Coordinator Assistant	Mr. Hirohiko SASO

MEN (Seniors and Juniors)

Referee	Ms. Janice HUNTER
Technical Controller	Ms. Yukiko OKABE
Technical Specialist	Ms. Jae-Eun CHUNG
Assistant Technical Specialist	Ms. Myriam LORIOL-OBERWILER
Data Operator	Ms. Julia DEGENHARDT
Replay Operator	Mr. Soltan KOKOEV

LADIES (Seniors and Juniors)

Referee	Ms. Beatrice PFISTER
Technical Controller	Ms. Vera TAUCHMANOVA
Technical Specialist	Ms. Olga MARKOVA
Assistant Technical Specialist	Ms. Franca BIANCONI
Data Operator	Mr. Soltan KOKOEV
Replay Operator	Ms. Julia DEGENHARDT

PAIRS (Seniors and Juniors)

Referee	Ms. Rita ZONNEKEYN
Technical Controller	Ms. Kerstin KIMMINUS
Technical Specialist	Ms. Laurene COLLIN-KNOBLAUCH
Assistant Technical Specialist	Ms. Whitney GAYNOR
Data Operator	Mr. Soltan KOKOEV
Replay Operator	Ms. Julia DEGENHARDT

ICE DANCE (Seniors and Juniors)

Referee	Ms. Alla SHEKHOVTSOVA
Technical Controller	Mr. David MOLINA
Technical Specialist	Mr. György ELEK
Assistant Technical Specialist	Ms. Judy BLUMBERG
Data Operator	Ms. Julia DEGENHARDT
Replay Operator	Mr. Soltan KOKOEV

Official ISU Sponsors





Participating ISU Members and Entries

Member		Senior				Junior				Total
		Men	Ladies	Pairs	Ice Dance	Men	Ladies	Pairs	Ice Dance	
Canada	CAN	1	0	0	0	1	0	0	1	4
China	CHN	0	0	1	0	0	0	0	0	2
Czech Republic	CZE	1	0	0	0	0	0	0	0	1
France	FRA	0	0	1	0	1	0	0	0	3
Georgia	GEO	0	0	0	0	0	0	0	1	2
Italy	ITA	0	0	1	1	0	0	0	0	4
Japan	JPN	1	3	0	0	1	0	0	0	5
Republic of Korea	KOR	1	0	0	0	0	1	0	0	2
Russian Federation	RUS	1	3	3	3	1	5	5	3	38
United States of America	USA	1	0	0	2	2	0	1	1	11
		6	6	6	6	6	6	6	6	72
Nations 10		6	2	4	3	5	2	2	4	

as of: 30.11.2018

Official ISU Sponsors






The Organizing Committee (OC)

President.....	Leanna Caron
Chief Executive Officer.....	Debra Armstrong
Senior Director, Marketing & Events.....	Terry Sheahan
Senior Director, Operations.....	Mary Ellen McDonald
Associate Events & Content Producer.....	Shannon Youmelle
Brand Manager.....	Lisa Arai
Communications Coordinator.....	Allan Gordon
Communications Manager.....	Emma Bowie
Content Producer.....	Marty Henwood
Event Coordinator.....	Cameron Shaw
Event Coordinator.....	Lea Sheffield
Event Manager.....	Paul Kitcher
Event Operations Coordinator.....	Mitchell Cook
Event Volunteer Program Coordinator.....	Meghan Sommerville
Graphic Designer.....	Lisa Mazzoni
High Performance Director.....	Michael Slipchuk
High Performance Manager.....	Laura Baker
Hotel and Event Coordinator.....	Véronique Labrosse

Official ISU Sponsors





Local Organizing Committee (LOC)

Local Organizing Committee Co-Chair	Danielle Williams
Local Organizing Committee Co-Chair	Lorraine Mapoles
Volunteer Recruitment Director	Dianne Oliver
Catering Supervisor.....	Shelley Verhelst
Ceremonies Supervisor.....	Courtney Lott
Chief Medical Officer (CMO).....	Dr. Rose Martel
Chief Therapist (CT)	Paige Larson
Guest Program Supervisor	Hilary Quick
Hotel Services Supervisor	Diana Barkley
Ice Operations Supervisor	Danielle Williams
Fan Experience Supervisor	Allana Ferro
Local Promotions & Sponsorship Coordinator	Courtney Lott
Local Promotions & Sponsorship Coordinator	Siobhan Philips
Logistics Supervisor.....	Kevin Gordon
Media Operations Supervisor	Sam Corea
Media Operations Supervisor	Brett Barden
Mixed Zone Manager.....	Shanti Suppiah
Operations & Printing Room Supervisors.....	Margaret Warwick
Registration Supervisor.....	Brenda Kawasaki
Security Supervisor	Wayne Sutherland
Transportation Supervisor	Dan Potts
Airport Coordinator	Colleen Laferriere

Official ISU Sponsors



ISU Grand Prix of Figure Skating Final 2018

JUNIOR ICE DANCE

Thunderbird Arena	06 Dec 2018 07 Dec 2018	Rhythm Dance Free Dance
--------------------------	----------------------------	----------------------------

Size of Skating Area	:	26m*60m
Ice Conditions	:	very good
Number of Entries	:	6
Number of Participants	:	6

Entry Withdrawn	:	
-----------------	---	--

Rhythm Dance			
Duration	:	2:50	+ - 10 Sec.
Segment Factor	:	1.00	
Program Component Factors			
	Skating Skills		0.80
	Transitions		0.80
	Performance		0.80
	Composition		0.80
	Interpretation of the Music/Timing		0.80

Free Dance			
Duration	:	3:30	+ - 10 Sec.
Segment Factor	:	1.00	
Program Components Factors			
	Skating Skills		1.20
	Transitions		1.20
	Performance		1.20
	Composition		1.20
	Interpretation of the Music/Timing		1.20

ISU Grand Prix of Figure Skating Final 2018

RESULTS

JUNIOR ICE DANCE FINAL RESULT

Pl.	Name	Nation	Total Score	RD	FD
1	Sofia SHEVCHENKO / Igor EREMENKO	RUS	170.66	1	2
2	Arina USHAKOVA / Maxim NEKRASOV	RUS	170.65	2	1
3	Elizaveta KHUDAIBERDIEVA / Nikita NAZAROV	RUS	164.54	3	4
4	Marjorie LAJOIE / Zachary LAGHA	CAN	164.51	4	3
5	Avonley NGUYEN / Vadym KOLESNIK	USA	158.47	5	5
6	Maria KAZAKOVA / Georgy REVIYA	GEO	148.76	6	6



Ms. Alla SHEKHOVTSOVA ISU

Referee

Printed: 07/12/18 16:42:59



Mr. David MOLINA ISU

Technical Controller

ISU Grand Prix of Figure Skating Final 2018

PANEL OF JUDGES

JUNIOR ICE DANCE

Officials

Technical Controller	Mr. David MOLINA	ISU
Technical Specialist	Mr. György ELEK	ISU
Assistant Technical Specialist	Ms. Judy BLUMBERG	ISU

Judges

Referee	Ms. Alla SHEKHOVTSOVA	ISU
Judge No.1	Ms. Jezabel DABOUIS	FRA
Judge No.2	Ms. Janis ENGEL	USA
Judge No.3	Ms. Anastassiya MAKAROVA	UKR
Judge No.4	Ms. Julia ANDREEVA	RUS
Judge No.5	Ms. Tomie FUKUDOME	JPN
Judge No.6	Ms. Salome CHIGOGIDZE	GEO
Judge No.7	Ms. Marta OLOZAGARRE	ESP
Judge No.8	Ms. Michela CESARO	ITA
Judge No.9	Ms. Karen BUTCHER	CAN

Data/Replay Operator

Data Operator	Ms. Julia DEGENHARDT	ISU
Replay Operator	Mr. Soltan KOKOEV	ISU

ISU Grand Prix of Figure Skating Final 2018

RESULTS

JUNIOR ICE DANCE RHYTHM DANCE

Pl.	Name	Nation	Total Segment Score
1	Sofia SHEVCHENKO / Igor EREMENKO	RUS	67.73
2	Arina USHAKOVA / Maxim NEKRASOV	RUS	67.49
3	Elizaveta KHUDAIBERDIEVA / Nikita NAZAROV	RUS	66.29
4	Marjorie LAJOIE / Zachary LAGHA	CAN	66.25
5	Avonley NGUYEN / Vadym KOLESNIK	USA	63.73
6	Maria KAZAKOVA / Georgy REVIYA	GEO	57.51

Printed: 06/12/18 14:58:37

ISU Grand Prix of Figure Skating Final 2018

JUNIOR ICE DANCE RHYTHM DANCE

JUDGES DETAILS PER SKATER

Rank	Name	Nation	Starting Number	Total Segment Score	Total Element Score	Total Program Component Score (factored)	Total Deductions
1	Sofia SHEVCHENKO / Igor EREMENKO	RUS	4	67.73	36.05	31.68	0.00

#	Executed Elements	Info	Base Value	GOE	J1	J2	J3	J4	J5	J6	J7	J8	J9	Ref	Scores of Panel
1	CiSt3		7.45	2.63	3	3	2	3	3	2	4	2	3		10.08
2	SqTwL4+SqTwM4		6.34	2.69	4	3	2	4	3	4	5	4	4		9.03
3	1AT3+kpYYYY		4.50	1.05	2	3	2	2	2	2	4	1	1		5.55
4	2AT2+kpNNYY		4.00	1.05	2	2	2	2	2	1	3	2	2		5.05
5	SILi4		5.30	1.04	4	3	3	3	3	2	4	3	2		6.34
			27.59												36.05
	Program Components			Factor											
	Skating Skills			0.80	7.50	7.75	8.00	8.00	8.00	8.00	8.50	7.50	8.00		7.89
	Transitions			0.80	7.50	7.50	8.25	8.00	7.75	7.75	8.50	7.75	7.50		7.79
	Performance			0.80	8.00	8.00	8.00	8.25	8.00	8.25	8.50	7.50	7.75		8.04
	Composition			0.80	8.00	7.75	7.75	8.00	7.75	8.00	9.00	7.75	8.00		7.89
	Interpretation of the Music/Timing			0.80	8.25	8.00	8.00	8.00	8.00	8.00	8.75	7.50	7.75		8.00
	Judges Total Program Component Score (factored)														31.68

Deductions	0.00
-------------------	-------------

Rank	Name	Nation	Starting Number	Total Segment Score	Total Element Score	Total Program Component Score (factored)	Total Deductions
2	Arina USHAKOVA / Maxim NEKRASOV	RUS	6	67.49	35.75	31.74	0.00

#	Executed Elements	Info	Base Value	GOE	J1	J2	J3	J4	J5	J6	J7	J8	J9	Ref	Scores of Panel
1	1AT4+kpYYYY		5.00	1.20	3	3	3	2	2	2	2	2	2		6.20
2	2AT2+kpNNYY		4.00	0.98	2	2	2	2	3	2	2	0	1		4.98
3	DiSt3		7.45	2.21	3	3	3	3	3	1	1	1	2		9.66
4	SqTwL4+SqTwM4		6.34	2.08	3	4	3	3	3	1	3	3	2		8.42
5	RoLi4		5.30	1.19	4	5	4	3	3	3	4	3	3		6.49
			28.09												35.75
	Program Components			Factor											
	Skating Skills			0.80	7.75	8.25	8.25	8.25	8.00	8.00	7.50	7.50	7.50		7.89
	Transitions			0.80	8.00	7.75	8.25	8.00	7.75	7.75	7.50	7.25	7.75		7.79
	Performance			0.80	8.00	8.25	8.50	8.25	8.25	8.25	7.75	7.25	7.50		8.04
	Composition			0.80	8.00	8.25	8.25	8.25	8.00	8.00	7.50	7.50	7.75		7.96
	Interpretation of the Music/Timing			0.80	8.25	8.25	8.50	8.25	8.00	8.00	7.50	7.25	7.75		8.00
	Judges Total Program Component Score (factored)														31.74

Deductions	0.00
-------------------	-------------

ISU Grand Prix of Figure Skating Final 2018

JUNIOR ICE DANCE RHYTHM DANCE

JUDGES DETAILS PER SKATER

Rank	Name	Nation	Starting Number	Total Segment Score	Total Element Score	Total Program Component Score (factored)	Total Deductions
3	Elizaveta KHUDAIBERDIEVA / Nikita NAZAROV	RUS	2	66.29	35.39	30.90	0.00

#	Executed Elements	Info	Base Value	GOE	J1	J2	J3	J4	J5	J6	J7	J8	J9	Ref	Scores of Panel
1	1AT4+kpYYYY		5.00	1.20	2	3	2	3	2	3	2	2	1		6.20
2	2AT2+kpNNYY		4.00	0.98	2	2	2	2	1	2	3	2	1		4.98
3	MiSt3		7.45	2.76	3	3	3	3	2	3	4	3	2		10.21
4	SqTwL4+SqTwM3		6.09	1.67	3	3	2	2	0	3	2	2	2		7.76
5	RoLi4		5.30	0.94	3	3	3	3	2	3	3	2	2		6.24
			27.84												35.39
	Program Components			Factor											
	Skating Skills			0.80	7.25	7.50	8.00	8.00	7.00	8.25	7.50	7.75	7.00		7.57
	Transitions			0.80	7.50	7.25	8.25	8.00	7.00	8.50	7.50	7.50	7.25		7.61
	Performance			0.80	7.75	7.50	8.00	8.25	7.25	8.50	8.00	7.75	7.75		7.86
	Composition			0.80	7.50	7.50	8.25	8.25	7.00	8.25	8.00	8.00	7.25		7.82
	Interpretation of the Music/Timing			0.80	7.75	7.50	8.00	8.00	7.25	8.25	7.75	7.75	7.50		7.75
	Judges Total Program Component Score (factored)														30.90

Deductions	0.00
-------------------	-------------

Rank	Name	Nation	Starting Number	Total Segment Score	Total Element Score	Total Program Component Score (factored)	Total Deductions
4	Marjorie LAJOIE / Zachary LAGHA	CAN	5	66.25	34.34	31.91	0.00

#	Executed Elements	Info	Base Value	GOE	J1	J2	J3	J4	J5	J6	J7	J8	J9	Ref	Scores of Panel
1	SqTwL4+SqTwM4		6.34	2.08	3	3	3	3	2	3	3	3	2		8.42
2	1AT4+kpYYYY		5.00	1.05	2	3	2	2	2	2	2	2	2		6.05
3	2ATB+kpNNNN		2.50	0.80	2	3	2	2	2	2	2	3	1		3.30
4	MiSt2		6.95	3.04	4	4	3	2	2	3	4	3	3		9.99
5	RoLi4		5.30	1.28	4	5	4	2	3	4	4	4	3		6.58
			26.09												34.34
	Program Components			Factor											
	Skating Skills			0.80	7.50	7.75	7.75	8.00	7.50	8.25	8.25	7.75	7.50		7.79
	Transitions			0.80	7.50	7.50	8.50	7.75	7.50	8.50	8.50	8.25	7.75		7.96
	Performance			0.80	7.75	8.00	8.00	8.00	7.75	8.50	8.50	8.25	7.75		8.04
	Composition			0.80	8.00	8.25	7.75	7.75	7.50	8.25	8.75	7.75	8.00		7.96
	Interpretation of the Music/Timing			0.80	8.25	8.00	8.50	8.00	7.75	8.25	8.75	8.25	7.75		8.14
	Judges Total Program Component Score (factored)														31.91

Deductions	0.00
-------------------	-------------

ISU Grand Prix of Figure Skating Final 2018

JUNIOR ICE DANCE RHYTHM DANCE

JUDGES DETAILS PER SKATER

Rank	Name	Nation	Starting Number	Total Segment Score	Total Element Score	Program Score (factored)	Total Component Score (factored)	Total Deductions
5	Avonley NGUYEN / Vadym KOLESNIK	USA	3	63.73	33.61		30.12	0.00

#	Executed Elements	Info	Base Value	GOE	J1	J2	J3	J4	J5	J6	J7	J8	J9	Ref	Scores of Panel
1	SqTwL4+SqTwM4		6.34	1.97	4	3	3	2	3	2	2	3	3		8.31
2	CuLi4		5.30	0.89	3	4	3	2	3	2	2	1	3		6.19
3	1AT2+kpYYNN		4.00	0.83	2	3	2	1	2	2	1	1	1		4.83
4	2AT2+kpNYYN		4.00	0.75	2	2	2	1	1	1	1	0	2		4.75
5	MiSt3		7.45	2.08	3	3	2	2	2	2	2	2	2		9.53
			27.09												33.61
	Program Components			Factor											
	Skating Skills			0.80	7.50	7.75	8.00	7.25	7.50	7.50	7.50	6.75	7.50		7.50
	Transitions			0.80	7.50	7.50	8.00	7.25	7.00	7.25	7.25	7.00	7.50		7.32
	Performance			0.80	8.25	8.00	8.25	7.50	7.25	7.25	7.25	6.50	7.75		7.61
	Composition			0.80	7.75	8.00	8.00	7.50	7.50	7.50	7.50	7.25	7.75		7.64
	Interpretation of the Music/Timing			0.80	8.00	7.75	8.00	7.50	7.25	7.50	7.50	6.75	7.50		7.57
	Judges Total Program Component Score (factored)														30.12

Deductions	Total Deductions
Violation of choreo restrictions: (1 of 10)	0.00

Rank	Name	Nation	Starting Number	Total Segment Score	Total Element Score	Program Score (factored)	Total Component Score (factored)	Total Deductions
6	Maria KAZAKOVA / Georgy REVIYA	GEO	1	57.51	28.82		28.69	0.00

#	Executed Elements	Info	Base Value	GOE	J1	J2	J3	J4	J5	J6	J7	J8	J9	Ref	Scores of Panel
1	SqTwL4+SqTwM4		6.34	1.97	3	2	3	3	2	3	2	3	3		8.31
2	1ATB+kpNNNN	<	2.50	-0.33	0	-1	-1	-1	-1	-1	0	-1	-1		2.17
3	2AT1+kpNNYN		3.50	0.38	1	0	0	1	0	2	1	1	1		3.88
4	CuLi4		5.30	0.69	2	2	2	2	1	3	2	2	2		5.99
5	MiSt2		6.95	1.52	2	1	2	2	2	2	1	1	1		8.47
			24.59												28.82
	Program Components			Factor											
	Skating Skills			0.80	7.25	7.00	7.75	7.50	7.00	7.75	6.75	7.00	7.00		7.21
	Transitions			0.80	7.00	6.75	8.00	7.50	6.75	7.75	6.50	6.75	7.25		7.11
	Performance			0.80	7.25	6.75	7.50	7.25	6.50	8.00	6.75	6.75	7.50		7.11
	Composition			0.80	7.25	6.50	8.25	7.50	6.75	8.00	7.00	7.25	7.00		7.25
	Interpretation of the Music/Timing			0.80	7.25	6.75	7.75	7.50	7.00	7.50	6.75	7.25	7.00		7.18
	Judges Total Program Component Score (factored)														28.69

Deductions	Total Deductions
	0.00

<< Interruption of more than 4 beats < Interruption of less than 4 beats

printed: 06/12/18 15:03:36

ISU Grand Prix of Figure Skating Final 2018

RESULTS

JUNIOR ICE DANCE FREE DANCE

Pl.	Name	Nation	Total Segment Score
1	Arina USHAKOVA / Maxim NEKRASOV	RUS	103.16
2	Sofia SHEVCHENKO / Igor EREMENKO	RUS	102.93
3	Marjorie LAJOIE / Zachary LAGHA	CAN	98.26
4	Elizaveta KHUDAIBERDIEVA / Nikita NAZAROV	RUS	98.25
5	Avonley NGUYEN / Vadym KOLESNIK	USA	94.74
6	Maria KAZAKOVA / Georgy REVIYA	GEO	91.25

Printed: 07/12/18 16:43:06

ISU Grand Prix of Figure Skating Final 2018

JUNIOR ICE DANCE FREE DANCE

JUDGES DETAILS PER SKATER

Rank	Name	Nation	Starting Number	Total Segment Score	Total Element Score	Program Score (factored)	Total Component Score (factored)	Total Deductions
1	Arina USHAKOVA / Maxim NEKRASOV	RUS	6	103.16	53.71		49.45	0.00

#	Executed Elements	Info	Base Value	GOE	J1	J2	J3	J4	J5	J6	J7	J8	J9	Ref	Scores of Panel	
1	ChSt1		1.10	2.61	3	3	4	3	3	3	4	2	3		3.71	
2	SyTwL4+SyTwM4		6.34	2.08	3	3	4	4	2	3	3	2	2		8.42	
3	DiSt3		7.45	2.49	3	2	3	3	2	3	2	2	3		9.94	
4	SiLi4		5.30	1.14	3	3	3	5	4	3	4	1	3		6.44	
5	ChSp1		1.10	2.85	4	3	4	4	2	3	4	3	3		3.95	
6	OFStL2+OFStM3		5.59	1.87	3	3	4	3	2	2	3	2	2		7.46	
7	Sp4		6.00	1.16	2	3	3	3	3	2	2	2	3		7.16	
8	RoLi4		5.30	1.33	4	4	5	4	4	4	3	3	4		6.63	
			38.18												53.71	
Program Components				Factor												
Skating Skills				1.20	8.25	8.25	8.50	8.25	8.00	8.25	8.25	7.75	8.00			8.18
Transitions				1.20	7.75	7.75	8.75	8.25	7.75	8.00	7.75	8.00	8.50			8.00
Performance				1.20	8.25	8.25	8.75	8.50	8.00	8.25	8.25	8.00	9.00			8.32
Composition				1.20	7.75	8.00	8.75	8.50	8.25	8.25	8.50	7.75	8.50			8.25
Interpretation of the Music/Timing				1.20	8.25	8.50	9.00	8.50	8.25	8.50	8.50	8.50	8.50			8.46
Judges Total Program Component Score (factored)															49.45	

Deductions		Total Deductions
Violation of choreo restrictions: (1 of 10)		0.00

Rank	Name	Nation	Starting Number	Total Segment Score	Total Element Score	Program Score (factored)	Total Component Score (factored)	Total Deductions
2	Sofia SHEVCHENKO / Igor EREMNKO	RUS	5	102.93	53.44		49.49	0.00

#	Executed Elements	Info	Base Value	GOE	J1	J2	J3	J4	J5	J6	J7	J8	J9	Ref	Scores of Panel	
1	OFStL3+OFStM3		5.84	2.18	3	3	2	3	3	3	3	3	3		8.02	
2	SyTwL4+SyTwM4		6.34	1.46	2	2	3	2	2	2	2	2	1		7.80	
3	CoSp4		6.00	1.35	3	3	3	3	3	3	3	3	2		7.35	
4	ChSp1		1.10	2.25	3	3	2	3	2	3	1	4	3		3.35	
5	ChSt1		1.10	2.73	4	3	2	4	3	4	4	3	2		3.83	
6	CuLi4		5.30	1.09	3	3	2	3	3	4	4	2	4		6.39	
7	DiSt3		7.45	2.76	3	3	2	3	3	3	3	2	3		10.21	
8	SiLi4		5.30	1.19	3	2	4	4	3	4	3	3	4		6.49	
			38.43												53.44	
Program Components				Factor												
Skating Skills				1.20	8.00	8.00	8.50	8.00	8.25	8.25	7.75	8.00	8.75			8.14
Transitions				1.20	7.75	7.75	8.00	8.25	8.00	8.25	7.50	8.50	8.50			8.07
Performance				1.20	8.25	8.25	8.25	8.25	8.50	8.50	8.25	8.00	8.75			8.32
Composition				1.20	8.50	8.25	8.00	8.25	8.25	8.50	8.25	8.50	8.50			8.36
Interpretation of the Music/Timing				1.20	8.25	8.25	8.25	8.25	8.50	8.50	8.25	8.50	8.50			8.36
Judges Total Program Component Score (factored)															49.49	

Deductions		Total Deductions
		0.00

ISU Grand Prix of Figure Skating Final 2018

JUNIOR ICE DANCE FREE DANCE

JUDGES DETAILS PER SKATER

Rank	Name	Nation	Starting Number	Total Segment Score	Total Element Score	Total Program Component Score (factored)	Total Deductions
3	Marjorie LAJOIE / Zachary LAGHA	CAN	3	98.26	51.31	47.95	1.00

#	Executed Elements	Info	Base Value	GOE	J1	J2	J3	J4	J5	J6	J7	J8	J9	Ref	Scores of Panel	
1	StaLi4		5.30	1.14	4	3	4	3	3	3	3	2	4		6.44	
2	ChSt1		1.10	2.02	3	2	2	2	3	3	2	2	3		3.12	
3	SyTwL4+SyTwM4		6.34	1.87	3	3	1	3	4	2	2	3	2		8.21	
4	CoSp4		6.00	1.03	3	2	2	2	3	2	2	2	3		7.03	
5	OFSIL2+OFSIM2		5.34	1.56	2	3	2	2	2	2	1	2	3		6.90	
6	RoLi4	>	5.30	1.28	4	4	3	4	4	4	3	4	2		6.58	
7	MiSt3		7.45	2.35	3	2	2	3	2	2	1	3	3		9.80	
8	ChSt1		1.10	2.13	3	3	3	2	2	3	2	1	4		3.23	
			37.93												51.31	
Program Components			Factor													
	Skating Skills			1.20	7.75	7.50	8.00	8.00	8.00	8.00	7.50	7.50	8.25		7.82	
	Transitions			1.20	7.75	7.50	8.00	7.50	7.75	8.00	7.25	8.25	8.00		7.79	
	Performance			1.20	8.25	8.00	8.50	8.25	8.00	8.25	7.50	8.00	8.75		8.18	
	Composition			1.20	8.00	8.00	8.00	8.00	7.75	8.00	7.50	8.00	8.50		7.96	
	Interpretation of the Music/Timing			1.20	8.25	8.25	8.00	8.00	8.25	8.25	7.25	8.50	8.50		8.21	
Judges Total Program Component Score (factored)																47.95

Deductions	Extended lifts: -1.00	-1.00
-------------------	-----------------------	--------------

> Extended Dance Lift

Rank	Name	Nation	Starting Number	Total Segment Score	Total Element Score	Total Program Component Score (factored)	Total Deductions
4	Elizaveta KHUDAIBERDIEVA / Nikita NAZAROV	RUS	4	98.25	50.64	47.61	0.00

#	Executed Elements	Info	Base Value	GOE	J1	J2	J3	J4	J5	J6	J7	J8	J9	Ref	Scores of Panel	
1	StaLi4		5.30	0.89	2	2	3	3	2	4	3	3	2		6.19	
2	SiLi4		5.30	0.45	2	1	2	1	2	1	1	0	1		5.75	
3	SyTwL4+SyTwM4		6.34	1.67	3	2	3	2	2	3	1	2	2		8.01	
4	CiSt3		7.45	2.49	3	2	3	3	2	3	2	2	3		9.94	
5	CoSp4		6.00	0.96	2	1	2	3	2	2	2	2	3		6.96	
6	OFSIL2+OFSIM2		5.34	1.87	3	2	3	3	2	3	2	2	3		7.21	
7	ChSt1		1.10	2.25	2	2	3	4	2	4	3	3	2		3.35	
8	ChLi1		1.10	2.13	3	2	4	3	2	3	2	2	3		3.23	
			37.93												50.64	
Program Components			Factor													
	Skating Skills			1.20	7.50	7.25	8.50	8.25	7.50	8.50	7.50	8.00	7.75		7.86	
	Transitions			1.20	7.50	7.25	8.50	8.00	7.25	8.25	7.50	7.75	7.75		7.71	
	Performance			1.20	8.00	7.25	8.50	8.25	7.50	8.25	7.50	8.50	8.25		8.04	
	Composition			1.20	7.75	7.25	8.75	8.25	7.25	8.50	7.50	8.50	8.00		7.96	
	Interpretation of the Music/Timing			1.20	8.00	7.50	8.75	8.25	7.50	8.50	8.00	8.25	8.25		8.11	
Judges Total Program Component Score (factored)																47.61

Deductions	Violation of choreo restrictions: (1 of 10)	0.00
-------------------	---	-------------

ISU Grand Prix of Figure Skating Final 2018

JUNIOR ICE DANCE FREE DANCE

JUDGES DETAILS PER SKATER

Rank	Name	Nation	Starting Number	Total Segment Score	Total Element Score	Program Component Score (factored)	Total Deductions
5	Avonley NGUYEN / Vadym KOLESNIK	USA	2	94.74	48.64	46.10	0.00

#	Executed Elements	Info	Base Value	GOE	J1	J2	J3	J4	J5	J6	J7	J8	J9	Ref	Scores of Panel
1	OFSIL3+OFSIM2		5.59	1.87	3	3	3	3	2	2	2	2	3		7.46
2	CuLi4		5.30	0.94	3	3	3	3	2	2	3	2	3		6.24
3	CoSp4		6.00	1.29	3	2	3	3	2	3	3	3	3		7.29
4	CISt2		6.95	2.21	2	3	3	2	2	2	1	2	3		9.16
5	RoLi4		5.30	1.19	2	4	4	3	3	3	3	4	4		6.49
6	SyTwL2+SyTwM4		5.84	-0.31	-1	-1	0	-1	-1	0	0	0	0		5.53
7	ChSt1		1.10	2.02	3	2	3	3	2	2	1	2	3		3.12
8	ChLi1		1.10	2.25	2	3	2	4	2	3	3	3	3		3.35
			37.18												48.64
	Program Components			Factor											
	Skating Skills			1.20	7.75	7.75	8.25	7.75	7.50	7.75	7.25	7.00	7.50		7.61
	Transitions			1.20	7.50	7.75	8.50	7.50	7.00	7.50	7.25	7.50	7.75		7.54
	Performance			1.20	7.75	8.00	8.00	7.50	7.25	7.75	7.50	7.00	8.00		7.68
	Composition			1.20	7.75	8.25	8.50	7.50	7.25	7.75	7.50	7.75	8.00		7.79
	Interpretation of the Music/Timing			1.20	8.00	8.25	8.25	7.75	7.50	7.75	7.00	7.00	8.25		7.79
	Judges Total Program Component Score (factored)														46.10

Deductions	0.00
-------------------	-------------

Rank	Name	Nation	Starting Number	Total Segment Score	Total Element Score	Program Component Score (factored)	Total Deductions
6	Maria KAZAKOVA / Georgy REVIYA	GEO	1	91.25	47.09	44.16	0.00

#	Executed Elements	Info	Base Value	GOE	J1	J2	J3	J4	J5	J6	J7	J8	J9	Ref	Scores of Panel
1	CoSp4		6.00	0.77	2	1	2	2	2	2	1	2	1		6.77
2	SILi4+RoLi4		10.60	1.58	2	1	3	3	2	3	1	2	3		12.18
3	SyTwL3+SyTwM4		6.09	0.72	1	0	2	0	1	1	1	2	1		6.81
4	ChSp1		1.10	1.54	2	2	2	3	1	2	1	2	2		2.64
5	DiSt2		6.95	1.80	1	1	3	1	2	3	2	2	2		8.75
6	OFSIL2+OFSIM3		5.59	1.35	2	2	2	2	2	2	1	1	2		6.94
7	ChLi1		1.10	1.90	3	1	2	3	2	2	2	3	2		3.00
			37.43												47.09
	Program Components			Factor											
	Skating Skills			1.20	7.25	7.00	7.75	7.25	7.25	7.75	7.00	7.25	7.25		7.29
	Transitions			1.20	7.25	6.75	8.50	7.50	7.00	7.75	6.75	7.00	7.00		7.18
	Performance			1.20	7.50	7.00	7.50	7.50	7.25	8.00	7.00	7.50	7.50		7.39
	Composition			1.20	7.50	7.25	8.00	7.75	7.00	8.25	7.25	7.50	7.25		7.50
	Interpretation of the Music/Timing			1.20	7.50	7.00	8.00	7.75	7.00	8.00	6.75	7.75	7.00		7.43
	Judges Total Program Component Score (factored)														44.16

Deductions	0.00
-------------------	-------------

ISU Grand Prix of Figure Skating Final 2018

JUNIOR MEN

Thunderbird Arena	06 Dec 2018 07 Dec 2018	Short Program Free Skating
--------------------------	----------------------------	-------------------------------

Size of Skating Area	:	26m*60m
Ice Conditions	:	very good
Number of Entries	:	6
Number of Participants	:	6

Entry Withdrawn	:	
-----------------	---	--

Short Program			
Duration	:	2:40	+ - 10 Sec.
Segment Factor	:	1.00	
Program Component Factors			
	Skating Skills		1.00
	Transitions		1.00
	Performance		1.00
	Composition		1.00
	Interpretation of the Music		1.00

Free Skating			
Duration	:	3:30	+ - 10 Sec.
Segment Factor	:	1.00	
Program Components Factors			
	Skating Skills		2.00
	Transitions		2.00
	Performance		2.00
	Composition		2.00
	Interpretation of the Music		2.00

ISU Grand Prix of Figure Skating Final 2018

RESULTS

JUNIOR MEN FINAL RESULT

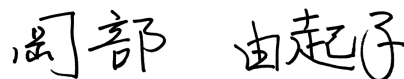
Pl.	Name	Nation	Total Score	SP	FS
1	Stephen GOGOLEV	CAN	233.58	2	1
2	Petr GUMENNIK	RUS	218.75	3	2
3	Koshiro SHIMADA	JPN	214.38	4	4
4	Adam SIAO HIM FA	FRA	207.04	5	3
5	Camden PULKINEN	USA	197.68	1	6
6	Tomoki HIWATASHI	USA	190.80	6	5



Ms. Janice HUNTER ISU

Referee

Printed: 07/12/18 17:57:24



Ms. Yukiko OKABE ISU

Technical Controller

ISU Grand Prix of Figure Skating Final 2018

PANEL OF JUDGES

JUNIOR MEN

Officials

Technical Controller	Ms. Yukiko OKABE	ISU
Technical Specialist	Ms. Jae-Eun CHUNG	ISU
Assistant Technical Specialist	Ms. Myriam LORIOL-OBERWILER	ISU

Judges

Referee	Ms. Janice HUNTER	ISU
Judge No.1	Ms. Karen HOWARD	CAN
Judge No.2	Ms. Olga KOZHEMYAKINA	RUS
Judge No.3	Mr. Pekka LESKINEN	FIN
Judge No.4	Mr. Doug WILLIAMS	USA
Judge No.5	Ms. Masako KUBOTA	JPN
Judge No.6	Ms. Florence VUYLSTEKER	FRA
Judge No.7	Ms. Raffaella LOCATELLI	ITA
Judge No.8	Ms. Jana BAUDYSOVA	CZE
Judge No.9	Ms. Jung Sue LEE	KOR

Data/Replay Operator

Data Operator	Ms. Julia DEGENHARDT	ISU
Replay Operator	Mr. Soltan KOKOEV	ISU

ISU Grand Prix of Figure Skating Final 2018

RESULTS

JUNIOR MEN SHORT PROGRAM

Pl.	Name	Nation	Total Segment Score
1	Camden PULKINEN	USA	80.31
2	Stephen GOGOLEV	CAN	78.82
3	Petr GUMENNIK	RUS	76.16
4	Koshiro SHIMADA	JPN	73.97
5	Adam SIAO HIM FA	FRA	66.48
6	Tomoki HIWATASHI	USA	62.48

Printed: 06/12/18 16:07:11

ISU Grand Prix of Figure Skating Final 2018

JUNIOR MEN SHORT PROGRAM JUDGES DETAILS PER SKATER

Rank	Name	Nation	Starting Number	Total Segment Score	Total Element Score	Total Program Component Score (factored)	Total Deductions
1	Camden PULKINEN	USA	4	80.31	42.87	37.44	0.00

#	Executed Elements	Info	Base Value	GOE	J1	J2	J3	J4	J5	J6	J7	J8	J9	Ref	Scores of Panel
1	3Lz+3T		10.10	1.43	3	3	2	2	3	3	2	2	2		11.53
2	3A		8.00	2.29	4	3	3	4	4	3	1	1	2		10.29
3	FCSp4		3.20	0.27	2	1	1	0	2	1	0	0	1		3.47
4	StSq3		3.30	1.13	5	3	4	3	4	4	3	2	3		4.43
5	3F	x	5.83	0.15	1	0	1	1	0	1	-1	-1	0		5.98
6	CSSp3		2.60	0.37	3	2	2	0	3	1	0	0	2		2.97
7	CCoSp4		3.50	0.70	3	3	2	1	3	3	1	-1	1		4.20
			36.53												42.87
	Program Components			Factor											
	Skating Skills			1.00	7.75	7.50	7.50	7.75	7.50	7.50	7.50	7.25	7.50		7.54
	Transitions			1.00	7.50	7.50	7.25	7.50	7.50	7.00	7.25	7.00	7.00		7.29
	Performance			1.00	7.75	7.75	7.50	8.00	7.75	7.25	7.50	7.00	7.25		7.54
	Composition			1.00	7.75	7.50	7.25	7.75	7.75	7.00	7.75	7.00	7.50		7.50
	Interpretation of the Music			1.00	8.00	7.50	8.00	8.00	7.50	7.25	7.50	7.25	7.25		7.57
	Judges Total Program Component Score (factored)														37.44

Deductions	0.00
-------------------	-------------

x Credit for highlight distribution, base value multiplied by 1.1

Rank	Name	Nation	Starting Number	Total Segment Score	Total Element Score	Total Program Component Score (factored)	Total Deductions
2	Stephen GOGOLEV	CAN	2	78.82	43.64	35.18	0.00

#	Executed Elements	Info	Base Value	GOE	J1	J2	J3	J4	J5	J6	J7	J8	J9	Ref	Scores of Panel
1	3Lz+3T		10.10	1.35	3	2	2	2	3	3	2	1	2		11.45
2	3F		5.30	1.14	3	3	2	3	3	2	1	1	1		6.44
3	CCoSp4		3.50	0.65	2	2	2	1	2	2	1	2	2		4.15
4	3A	x	8.80	2.17	4	3	2	4	3	3	1	2	2		10.97
5	FCSp4		3.20	0.69	3	3	2	1	2	3	2	1	2		3.89
6	StSq2		2.60	0.63	4	2	2	4	3	1	2	2	2		3.23
7	CSSp4		3.00	0.51	2	1	3	1	3	2	1	1	2		3.51
			36.50												43.64
	Program Components			Factor											
	Skating Skills			1.00	7.00	7.00	6.75	7.00	7.00	7.00	7.00	7.00	7.25		7.00
	Transitions			1.00	7.00	6.75	6.50	7.75	7.00	6.75	6.50	6.50	7.25		6.82
	Performance			1.00	7.50	7.25	7.25	7.50	7.50	7.00	7.25	6.75	7.50		7.32
	Composition			1.00	7.25	7.00	6.50	7.25	7.25	6.75	6.75	6.75	7.50		7.00
	Interpretation of the Music			1.00	7.50	6.75	7.25	8.00	7.25	6.75	6.75	6.75	7.00		7.04
	Judges Total Program Component Score (factored)														35.18

Deductions	0.00
-------------------	-------------

x Credit for highlight distribution, base value multiplied by 1.1

ISU Grand Prix of Figure Skating Final 2018

JUNIOR MEN SHORT PROGRAM JUDGES DETAILS PER SKATER

Rank	Name	Nation	Starting Number	Total Segment Score	Total Element Score	Program Component Score (factored)	Total Deductions
3	Petr GUMENNIK	RUS	1	76.16	41.55	34.61	0.00

#	Executed Elements	Info	Base Value	GOE	J1	J2	J3	J4	J5	J6	J7	J8	J9	Ref	Scores of Panel
1	3A		8.00	0.69	2	1	0	0	3	2	0	1	0		8.69
2	3F		5.30	1.14	3	3	1	1	4	2	2	2	2		6.44
3	FCSp4		3.20	1.01	4	4	3	3	4	3	2	3	2		4.21
4	StSq2		2.60	0.59	3	2	3	3	4	1	2	1	2		3.19
5	CCoSp3		3.00	0.81	3	3	3	1	4	3	2	3	2		3.81
6	3Lz+3Lo	x	11.88	0.51	3	2	1	1	3	1	-1	-1	-1		12.39
7	CSSp3		2.60	0.22	2	2	-1	0	3	1	0	0	1		2.82
			36.58												41.55
	Program Components			Factor											
	Skating Skills			1.00	6.75	7.00	6.50	6.50	7.50	7.00	6.50	6.50	7.00		6.75
	Transitions			1.00	7.00	7.00	6.25	7.00	7.50	6.75	6.50	6.25	6.75		6.75
	Performance			1.00	7.50	7.25	7.00	7.25	8.00	7.00	6.75	6.50	7.00		7.11
	Composition			1.00	7.25	7.25	6.50	7.00	8.00	6.75	6.75	6.50	7.00		6.93
	Interpretation of the Music			1.00	7.25	7.25	7.00	7.50	7.75	6.50	6.50	6.75	7.25		7.07
	Judges Total Program Component Score (factored)														34.61

Deductions	0.00
-------------------	-------------

x Credit for highlight distribution, base value multiplied by 1.1

Rank	Name	Nation	Starting Number	Total Segment Score	Total Element Score	Program Component Score (factored)	Total Deductions
4	Koshiro SHIMADA	JPN	3	73.97	38.10	35.87	0.00

#	Executed Elements	Info	Base Value	GOE	J1	J2	J3	J4	J5	J6	J7	J8	J9	Ref	Scores of Panel
1	3A		8.00	-2.74	-4	-3	-3	-4	-4	-3	-3	-3	-4		5.26
2	CSSp4		3.00	0.51	3	2	1	1	2	2	2	0	2		3.51
3	3F		5.30	1.06	3	2	2	0	3	2	1	2	2		6.36
4	3Lz+3T	x	11.11	1.01	3	2	3	0	2	1	1	1	2		12.12
5	FCSp3		2.80	0.36	2	1	1	0	2	2	1	1	1		3.16
6	StSq2		2.60	0.74	4	4	3	2	4	3	2	2	2		3.34
7	CCoSp4		3.50	0.85	2	3	3	1	2	3	3	2	2		4.35
			36.31												38.10
	Program Components			Factor											
	Skating Skills			1.00	7.50	7.25	7.25	7.50	7.25	7.25	7.25	7.00	7.25		7.29
	Transitions			1.00	7.25	7.00	6.50	7.25	7.25	6.75	7.25	6.75	7.00		7.04
	Performance			1.00	7.25	7.00	6.50	6.75	7.50	6.75	7.25	7.00	7.00		7.00
	Composition			1.00	7.50	7.50	6.50	7.50	7.50	7.00	7.50	6.75	7.25		7.29
	Interpretation of the Music			1.00	7.50	7.25	7.00	7.25	7.25	7.25	7.50	7.00	7.25		7.25
	Judges Total Program Component Score (factored)														35.87

Deductions	0.00
-------------------	-------------

x Credit for highlight distribution, base value multiplied by 1.1

ISU Grand Prix of Figure Skating Final 2018

JUNIOR MEN SHORT PROGRAM JUDGES DETAILS PER SKATER

Rank	Name	Nation	Starting Number	Total Segment Score	Total Element Score	Program Score (factored)	Total Component Score (factored)	Total Deductions
5	Adam SIAO HIM FA	FRA	5	66.48	33.98		32.50	0.00

#	Executed Elements	Info	Base Value	GOE	J1	J2	J3	J4	J5	J6	J7	J8	J9	Ref	Scores of Panel
1	3A		8.00	-1.37	-1	-2	-2	-3	-1	-1	-2	-2	-2		6.63
2	3Lz+3T		10.10	-0.17	1	0	-1	-2	0	1	-1	-2	1		9.93
3	FCSp2		2.30	0.00	0	1	0	-1	1	1	-1	-1	0		2.30
4	3F	x	5.83	-1.89	-4	-3	-3	-4	-4	-3	-3	-4	-4		3.94
5	CCoSp3		3.00	0.26	2	2	1	0	0	2	0	0	1		3.26
6	StSq4		3.90	0.72	2	2	1	3	2	3	1	1	2		4.62
7	CSSp4		3.00	0.30	1	1	2	1	0	2	0	0	2		3.30
			36.13												33.98
	Program Components			Factor											
	Skating Skills			1.00	6.75	7.00	6.00	6.50	6.75	7.00	6.25	6.50	6.75		6.64
	Transitions			1.00	6.00	6.25	5.75	6.25	6.50	6.75	5.50	6.25	6.50		6.21
	Performance			1.00	6.50	6.50	6.00	6.50	6.75	7.00	6.25	6.50	6.75		6.54
	Composition			1.00	6.50	6.75	6.00	7.25	7.00	7.00	6.00	6.25	6.75		6.61
	Interpretation of the Music			1.00	6.25	6.50	5.75	6.75	6.75	6.75	6.00	6.50	6.75		6.50
	Judges Total Program Component Score (factored)														32.50

Deductions	0.00
-------------------	-------------

x Credit for highlight distribution, base value multiplied by 1.1

Rank	Name	Nation	Starting Number	Total Segment Score	Total Element Score	Program Score (factored)	Total Component Score (factored)	Total Deductions
6	Tomoki HIWATASHI	USA	6	62.48	28.19		34.29	0.00

#	Executed Elements	Info	Base Value	GOE	J1	J2	J3	J4	J5	J6	J7	J8	J9	Ref	Scores of Panel
1	1A*	*	0.00	0.00	-	-	-	-	-	-	-	-	-		0.00
2	FCSp4		3.20	0.69	2	2	2	3	1	2	2	2	3		3.89
3	CSSp3		2.60	0.52	4	2	3	3	3	2	0	0	1		3.12
4	3F		5.30	0.76	2	2	1	2	1	1	1	0	2		6.06
5	3Lz+2T	x	7.92	-0.67	-1	-2	2	-1	-1	-5	-1	-1	-1		7.25
6	StSq2		2.60	0.67	3	2	3	4	2	3	1	2	3		3.27
7	CCoSp4		3.50	1.10	4	3	4	3	3	3	2	3	3		4.60
			25.12												28.19
	Program Components			Factor											
	Skating Skills			1.00	6.75	7.00	7.75	7.75	7.00	7.00	6.50	7.00	7.00		7.07
	Transitions			1.00	6.50	6.50	8.00	7.50	6.75	7.00	6.50	6.75	7.25		6.89
	Performance			1.00	6.00	6.75	7.75	7.00	6.50	6.25	6.00	6.50	6.75		6.54
	Composition			1.00	6.75	6.75	7.50	7.75	6.75	7.00	6.50	6.50	7.25		6.93
	Interpretation of the Music			1.00	7.00	6.50	7.50	7.25	6.75	6.75	6.50	6.50	7.25		6.86
	Judges Total Program Component Score (factored)														34.29

Deductions	0.00
-------------------	-------------

* Invalid element x Credit for highlight distribution, base value multiplied by 1.1

printed: 06/12/18 16:07:17

ISU Grand Prix of Figure Skating Final 2018

RESULTS

JUNIOR MEN FREE SKATING

Pl.	Name	Nation	Total Segment Score
1	Stephen GOGOLEV	CAN	154.76
2	Petr GUMENNIK	RUS	142.59
3	Adam SIAO HIM FA	FRA	140.56
4	Koshiro SHIMADA	JPN	140.41
5	Tomoki HIWATASHI	USA	128.32
6	Camden PULKINEN	USA	117.37

Printed: 07/12/18 17:57:29

ISU Grand Prix of Figure Skating Final 2018

JUNIOR MEN FREE SKATING

JUDGES DETAILS PER SKATER

Rank	Name	Nation	Starting Number	Total Segment Score	Total Element Score	Program Component Score (factored)	Total Deductions
1	Stephen GOGOLEV	CAN	5	154.76	82.62	73.14	1.00

#	Executed Elements	Info	Base Value	GOE	J1	J2	J3	J4	J5	J6	J7	J8	J9	Ref	Scores of Panel	
1	4Lz<	<	8.63	-4.32	-5	-5	-5	-5	-5	-5	-5	-5	-5		4.31	
2	4T		9.50	1.63	3	2	1	1	1	3	1	2	2		11.13	
3	4S<+2T	<	8.58	-1.56	-1	-2	-4	-1	-4	-2	-2	-2	-2		7.02	
4	CCoSp4		3.50	1.05	3	3	3	2	3	3	3	3	3		4.55	
5	3A+3T		12.20	2.06	3	2	2	3	0	3	2	3	3		14.26	
6	3A	x	8.80	2.17	3	2	3	4	2	3	3	2	3		10.97	
7	3Lz+1Eu+3S	x	11.77	1.18	3	2	2	1	1	2	2	2	3		12.95	
8	3Lo	x	5.39	0.49	2	1	0	0	0	2	1	2	1		5.88	
9	CSSp4		3.00	0.60	3	3	2	1	1	2	1	3	2		3.60	
10	StSq3		3.30	0.85	3	2	3	2	2	4	2	3	3		4.15	
11	FCCoSp4		3.50	0.30	1	1	1	-1	1	3	0	1	1		3.80	
			78.17												82.62	
Program Components			Factor													
Skating Skills			2.00			7.00	7.00	7.50	7.25	7.25	7.25	7.50	7.25	7.75		7.29
Transitions			2.00			7.00	6.75	7.50	7.25	6.75	7.00	7.25	7.00	7.75		7.11
Performance			2.00			7.75	7.00	7.75	7.50	7.00	7.75	7.50	7.25	8.00		7.50
Composition			2.00			7.50	7.25	7.75	8.00	7.00	7.25	7.25	7.50	7.75		7.46
Interpretation of the Music			2.00			7.50	7.00	6.75	7.50	6.75	7.25	7.25	7.25	7.75		7.21
Judges Total Program Component Score (factored)																73.14

Deductions	Falls: -1.00	-1.00
-------------------	--------------	--------------

< Under-rotated jump x Credit for highlight distribution, base value multiplied by 1.1

Rank	Name	Nation	Starting Number	Total Segment Score	Total Element Score	Program Component Score (factored)	Total Deductions
2	Petr GUMENNIK	RUS	4	142.59	70.21	72.38	0.00

#	Executed Elements	Info	Base Value	GOE	J1	J2	J3	J4	J5	J6	J7	J8	J9	Ref	Scores of Panel	
1	4S		9.70	2.08	3	2	2	2	2	3	1	2	2		11.78	
2	3A+2T+2Lo		11.00	0.34	1	1	-1	0	1	0	0	0	1		11.34	
3	3S		4.30	0.74	2	3	0	2	1	2	1	2	2		5.04	
4	CCoSp3		3.00	0.99	4	3	2	3	3	3	4	3	4		3.99	
5	StSq3		3.30	0.99	4	4	2	2	4	4	2	2	3		4.29	
6	FCSp4		3.20	0.96	4	3	2	3	3	2	4	3	3		4.16	
7	3A		8.00	0.91	1	2	0	2	3	2	0	1	0		8.91	
8	3Lz+3Lo<	<	10.54	-0.93	0	-1	-3	-3	-1	-2	-2	-1	-1		9.61	
9	2F	!	1.98	-0.08	0	0	-3	1	-1	0	-1	0	-1		1.90	
10	3Lz	x	6.49	-1.60	-2	-3	-2	-2	-3	-3	-3	-3	-3		4.89	
11	FCCoSp4		3.50	0.80	2	2	2	1	2	2	3	3	3		4.30	
			65.01												70.21	
Program Components			Factor													
Skating Skills			2.00			7.25	7.25	7.00	7.25	7.75	7.00	7.00	7.00	7.50		7.18
Transitions			2.00			7.00	7.00	6.75	7.50	7.50	7.00	6.75	6.75	7.25		7.04
Performance			2.00			7.50	7.25	7.50	7.25	7.75	7.00	7.25	7.00	7.25		7.29
Composition			2.00			7.50	7.25	7.25	7.75	8.00	7.00	7.25	7.25	7.50		7.39
Interpretation of the Music			2.00			7.50	7.00	7.25	7.50	7.75	7.00	7.25	7.00	7.50		7.29
Judges Total Program Component Score (factored)																72.38

Deductions		0.00
-------------------	--	-------------

< Under-rotated jump x Credit for highlight distribution, base value multiplied by 1.1 ! Not clear edge

ISU Grand Prix of Figure Skating Final 2018

JUNIOR MEN FREE SKATING

JUDGES DETAILS PER SKATER

Rank	Name	Nation	Starting Number	Total Segment Score	Total Element Score	Program Component Score (factored)	Total Deductions
3	Adam SIAO HIM FA	FRA	2	140.56	76.82	64.74	1.00

#	Executed Elements	Info	Base Value	GOE	J1	J2	J3	J4	J5	J6	J7	J8	J9	Ref	Scores of Panel
1	4T+2T		10.80	0.81	2	0	1	-1	2	3	0	1	0		11.61
2	3A+2T		9.30	1.26	2	2	1	0	3	2	1	1	2		10.56
3	3A		8.00	0.46	1	1	1	-1	1	2	0	0	0		8.46
4	FCCoSp4		3.50	0.45	2	2	0	1	2	3	0	1	1		3.95
5	StSq2		2.60	0.48	2	1	2	2	3	3	1	1	2		3.08
6	4T		9.50	0.41	1	0	0	-1	2	3	-1	0	1		9.91
7	3Lz+1Eu<+3S	<	11.64	x -0.76	0	0	-2	-1	-2	-1	-2	-2	-1		10.88
8	3Lo		5.39	x -0.63	-1	-2	-2	-1	-1	0	-2	-1	-1		4.76
9	3F		5.83	x 0.76	2	2	1	2	2	1	0	1	1		6.59
10	CCoSp4		3.50	0.40	2	2	1	0	1	2	0	0	2		3.90
11	CSSp3		2.60	0.52	3	2	2	2	2	2	1	1	3		3.12
			72.66												76.82
Program Components			Factor												
Skating Skills			2.00		6.50	6.75	6.75	6.50	7.50	7.25	6.50	6.50	7.25		6.79
Transitions			2.00		5.25	6.00	5.00	6.25	6.25	6.75	5.00	6.00	7.00		5.93
Performance			2.00		7.00	6.50	6.25	6.75	7.25	7.25	6.25	6.50	7.25		6.79
Composition			2.00		6.50	6.25	6.00	6.75	6.75	7.00	5.75	6.50	7.25		6.54
Interpretation of the Music			2.00		6.25	6.25	6.00	6.25	6.50	6.75	6.00	6.25	6.75		6.32
Judges Total Program Component Score (factored)															64.74

Deductions	Time violation: -1.00	-1.00
-------------------	-----------------------	--------------

< Under-rotated jump x Credit for highlight distribution, base value multiplied by 1.1

Rank	Name	Nation	Starting Number	Total Segment Score	Total Element Score	Program Component Score (factored)	Total Deductions
4	Koshiro SHIMADA	JPN	1	140.41	71.55	69.86	1.00

#	Executed Elements	Info	Base Value	GOE	J1	J2	J3	J4	J5	J6	J7	J8	J9	Ref	Scores of Panel
1	4T		9.50	1.76	3	1	2	0	4	2	0	3	2		11.26
2	3A		8.00	1.83	3	1	3	0	3	3	1	2	3		9.83
3	StSq3		3.30	0.85	3	1	3	2	3	3	2	3	2		4.15
4	FCSp3		2.80	0.44	2	2	2	1	2	1	1	2	1		3.24
5	2A+3T		7.50	-0.78	-2	-2	-2	-2	-2	-2	-2	-1	-1		6.72
6	3Lz+1Eu+3S		10.70	0.42	0	0	1	-1	0	2	2	1	1		11.12
7	3Lo		5.39	x 0.84	2	2	1	1	1	2	2	2	2		6.23
8	3Lz		6.49	x 1.52	3	2	2	2	3	3	2	3	3		8.01
9	3F		5.83	x -2.65	-5	-5	-5	-5	-5	-5	-4	-5	-5		3.18
10	CSSp4		3.00	0.51	2	2	2	2	1	2	1	2	1		3.51
11	CCoSp4		3.50	0.80	3	2	3	2	2	2	3	2	2		4.30
			66.01												71.55
Program Components			Factor												
Skating Skills			2.00		7.50	7.25	7.50	7.50	7.50	7.25	7.00	6.75	7.25		7.32
Transitions			2.00		6.75	6.50	6.25	6.50	7.25	6.75	6.50	6.50	6.75		6.61
Performance			2.00		7.00	6.75	7.00	7.00	7.50	7.00	6.75	6.75	7.00		6.93
Composition			2.00		7.25	7.00	7.00	7.25	7.75	6.75	7.00	6.75	7.25		7.07
Interpretation of the Music			2.00		7.00	6.50	7.25	6.75	7.50	6.75	7.25	7.00	7.00		7.00
Judges Total Program Component Score (factored)															69.86

Deductions	Falls: -1.00	-1.00
-------------------	--------------	--------------

x Credit for highlight distribution, base value multiplied by 1.1

ISU Grand Prix of Figure Skating Final 2018

JUNIOR MEN FREE SKATING

JUDGES DETAILS PER SKATER

Rank	Name	Nation	Starting Number	Total Segment Score	Total Element Score	Program Component Score (factored)	Total Deductions
5	Tomoki HIWATASHI	USA	3	128.32	61.30	67.02	0.00

#	Executed Elements	Info	Base Value	GOE	J1	J2	J3	J4	J5	J6	J7	J8	J9	Ref	Scores of Panel
1	4T<	<	7.13	-3.26	-4	-4	-5	-4	-4	-5	-5	-5	-5		3.87
2	3A<+2T	<	7.30	-0.94	0	-1	-3	-1	-2	-2	-2	-2	-1		6.36
3	3A<	<	6.00	-1.11	-2	-1	-3	-1	-3	-1	-2	-2	-2		4.89
4	3S+3T		8.50	0.86	3	2	2	2	3	2	1	1	2		9.36
5	FCSp3		2.80	0.36	3	2	2	-1	0	1	0	2	2		3.16
6	3Lo		5.39	x 0.14	1	0	0	0	0	1	-1	0	1		5.53
7	3Lz+1Eu+3F<	<	11.42	x -0.76	0	-1	-3	1	-2	-1	-2	-2	-1		10.66
8	3Lz		6.49	x 0.67	2	2	1	2	1	2	0	0	0		7.16
9	CSSp2		2.30	0.30	3	1	2	1	2	1	1	1	1		2.60
10	StSq3		3.30	0.85	3	2	3	3	2	3	1	2	3		4.15
11	CCoSp3		3.00	0.56	4	2	2	1	1	1	1	3	3		3.56
			63.63												61.30
Program Components				Factor											
Skating Skills				2.00	7.00	6.75	7.25	7.50	7.25	7.00	6.25	6.75	7.25		7.04
Transitions				2.00	6.50	6.25	6.25	7.00	6.50	6.75	5.50	6.25	7.00		6.50
Performance				2.00	7.00	6.25	6.75	6.75	6.75	6.75	6.00	6.25	6.75		6.61
Composition				2.00	7.00	6.50	6.50	7.25	7.00	6.75	6.00	6.50	7.00		6.75
Interpretation of the Music				2.00	6.75	6.25	6.50	7.25	6.75	6.75	5.75	6.50	6.75		6.61
Judges Total Program Component Score (factored)															67.02

Deductions	0.00
-------------------	-------------

< Under-rotated jump x Credit for highlight distribution, base value multiplied by 1.1

Rank	Name	Nation	Starting Number	Total Segment Score	Total Element Score	Program Component Score (factored)	Total Deductions
6	Camden PULKINEN	USA	6	117.37	52.31	68.06	3.00

#	Executed Elements	Info	Base Value	GOE	J1	J2	J3	J4	J5	J6	J7	J8	J9	Ref	Scores of Panel
1	3Lz+1Eu+3S<<	<<	7.70	-2.95	-5	-5	-5	-5	-5	-5	-5	-5	-5		4.75
2	3A		8.00	2.40	3	3	4	3	3	3	3	3	2		10.40
3	3Lo		4.90	-2.45	-5	-5	-4	-5	-5	-5	-5	-5	-5		2.45
4	StSq3		3.30	0.61	2	2	3	1	3	1	2	1	2		3.91
5	3A+2T		9.30	0.34	1	0	0	1	0	2	0	0	1		9.64
6	FCCoSp4		3.50	0.05	1	0	0	-1	2	1	-1	-1	1		3.55
7	1F	!	0.55	x -0.19	-4	-4	-4	-3	-4	-2	-4	-4	-4		0.36
8	3F+2T		7.26	x 0.15	1	1	1	0	0	0	0	0	0		7.41
9	CCoSp4		3.50	0.65	2	2	2	2	2	2	0	1	2		4.15
10	3Lz<	<	4.87	x -2.22	-5	-5	-5	-5	-5	-5	-5	-5	-5		2.65
11	FSSp4		3.00	0.04	1	0	0	0	0	1	0	0	0		3.04
			55.88												52.31
Program Components				Factor											
Skating Skills				2.00	7.25	7.50	7.25	7.50	7.25	7.25	7.00	6.25	6.75		7.18
Transitions				2.00	7.25	7.25	7.00	6.75	6.75	7.25	6.50	6.00	6.25		6.82
Performance				2.00	6.50	6.50	6.50	6.50	6.75	6.50	5.75	5.75	6.50		6.39
Composition				2.00	7.00	7.25	6.75	7.25	7.50	7.00	6.25	6.00	7.00		6.93
Interpretation of the Music				2.00	6.75	6.75	7.50	6.75	7.25	6.75	6.00	6.00	6.75		6.71
Judges Total Program Component Score (factored)															68.06

Deductions	Time violation: -1.00	Falls: -2.00	-3.00
-------------------	-----------------------	--------------	--------------

< Under-rotated jump << Downgraded jump x Credit for highlight distribution, base value multiplied by 1.1 ! Not clear edge

ISU Grand Prix of Figure Skating Final 2018

MEN

Thunderbird Arena	06 Dec 2018 07 Dec 2018	Short Program Free Skating
--------------------------	----------------------------	-------------------------------

Size of Skating Area	:	26m*60m
Ice Conditions	:	very good
Number of Entries	:	6
Number of Participants	:	6

Entry Withdrawn	:	
-----------------	---	--

Short Program			
Duration	:	2:40	+ - 10 Sec.
Segment Factor	:	1.00	
Program Component Factors			
	Skating Skills		1.00
	Transitions		1.00
	Performance		1.00
	Composition		1.00
	Interpretation of the Music		1.00

Free Skating			
Duration	:	4:00	+ - 10 Sec.
Segment Factor	:	1.00	
Program Components Factors			
	Skating Skills		2.00
	Transitions		2.00
	Performance		2.00
	Composition		2.00
	Interpretation of the Music		2.00

ISU Grand Prix of Figure Skating Final 2018

RESULTS

MEN FINAL RESULT

Pl.	Name	Nation	Total Score	SP	FS
1	Nathan CHEN	USA	282.42	1	1
2	Shoma UNO	JPN	275.10	2	2
3	Junhwan CHA	KOR	263.49	4	3
4	Michal BREZINA	CZE	255.26	3	4
5	Keegan MESSING	CAN	236.05	6	5
6	Sergei VORONOV	RUS	226.44	5	6

Janice Hunter

Ms. Janice HUNTER ISU

Referee

Printed: 07/12/18 22:30:48

岡部 由起子

Ms. Yukiko OKABE ISU

Technical Controller

ISU Grand Prix of Figure Skating Final 2018

PANEL OF JUDGES

MEN

Officials

Technical Controller	Ms. Yukiko OKABE	ISU
Technical Specialist	Ms. Jae-Eun CHUNG	ISU
Assistant Technical Specialist	Ms. Myriam LORIOLOBERWILER	ISU

Judges

Referee	Ms. Janice HUNTER	ISU
Judge No.1	Ms. Jung Sue LEE	KOR
Judge No.2	Ms. Jana BAUDYSOVA	CZE
Judge No.3	Ms. Florence VUYLSTEKER	FRA
Judge No.4	Mr. Doug WILLIAMS	USA
Judge No.5	Ms. Karen HOWARD	CAN
Judge No.6	Ms. Masako KUBOTA	JPN
Judge No.7	Ms. Merja KOSONEN	FIN
Judge No.8	Ms. Raffaella LOCATELLI	ITA
Judge No.9	Ms. Olga KOZHEMYAKINA	RUS

Data/Replay Operator

Data Operator	Ms. Julia DEGENHARDT	ISU
Replay Operator	Mr. Soltan KOKOEV	ISU

ISU Grand Prix of Figure Skating Final 2018

RESULTS

MEN SHORT PROGRAM

Pl.	Name	Nation	Total Segment Score
1	Nathan CHEN	USA	92.99
2	Shoma UNO	JPN	91.67
3	Michal BREZINA	CZE	89.21
4	Junhwan CHA	KOR	89.07
5	Sergei VORONOV	RUS	82.96
6	Keegan MESSING	CAN	79.56

Printed: 06/12/18 20:32:16

ISU Grand Prix of Figure Skating Final 2018

MEN SHORT PROGRAM JUDGES DETAILS PER SKATER

Rank	Name	Nation	Starting Number	Total Segment Score	Total Element Score	Program Score (factored)	Total Component Score (factored)	Total Deductions
1	Nathan CHEN	USA	4	92.99	48.78		44.21	0.00

#	Executed Elements	Info	Base Value	GOE	J1	J2	J3	J4	J5	J6	J7	J8	J9	Ref	Scores of Panel
1	3A		8.00	2.63	4	4	4	3	3	3	1	3	3		10.63
2	4F		11.00	3.77	4	4	3	5	3	4	2	3	3		14.77
3	CCSp4		3.20	0.69	3	2	2	2	1	4	0	3	2		3.89
4	4T+COMBO		10.45	x -4.75	-5	-5	-5	-5	-5	-5	-5	-5	-5		5.70
5	FSSp4		3.00	0.77	3	3	2	3	3	3	2	2	2		3.77
6	StSq4		3.90	1.67	4	4	4	5	5	4	4	5	4		5.57
7	CCoSp4		3.50	0.95	3	4	3	3	2	3	2	2	3		4.45
			43.05												48.78
	Program Components			Factor											
	Skating Skills			1.00	9.00	8.75	8.75	8.50	9.00	8.75	9.00	9.25	9.00		8.89
	Transitions			1.00	9.00	8.75	8.50	8.75	8.50	8.50	8.75	8.75	8.75		8.68
	Performance			1.00	8.75	8.50	8.50	9.25	8.75	8.75	9.25	9.00	8.50		8.79
	Composition			1.00	9.00	8.75	8.75	9.25	9.25	8.75	8.75	9.25	9.00		8.96
	Interpretation of the Music			1.00	9.00	8.75	8.50	9.00	9.00	8.75	9.00	9.00	8.75		8.89
	Judges Total Program Component Score (factored)														44.21

Deductions	0.00
-------------------	-------------

x Credit for highlight distribution, base value multiplied by 1.1

Rank	Name	Nation	Starting Number	Total Segment Score	Total Element Score	Program Score (factored)	Total Component Score (factored)	Total Deductions
2	Shoma UNO	JPN	6	91.67	46.88		44.79	0.00

#	Executed Elements	Info	Base Value	GOE	J1	J2	J3	J4	J5	J6	J7	J8	J9	Ref	Scores of Panel
1	4F<	<	8.25	-3.66	-5	-4	-5	-4	-5	-3	-5	-4	-4		4.59
2	4T+2T		10.80	2.17	3	1	3	3	2	3	0	2	2		12.97
3	FCSp4		3.20	0.91	3	3	2	3	4	3	2	3	3		4.11
4	3A		8.80	x 2.86	4	4	3	3	3	5	1	4	4		11.66
5	CSSp4		3.00	0.94	4	3	3	2	4	3	2	4	3		3.94
6	StSq3		3.30	1.41	4	4	3	5	5	5	4	4	4		4.71
7	CCoSp4		3.50	1.40	5	4	4	4	4	4	2	4	4		4.90
			40.85												46.88
	Program Components			Factor											
	Skating Skills			1.00	9.00	8.50	8.50	9.75	9.25	9.00	9.25	9.25	8.75		9.00
	Transitions			1.00	8.75	8.50	7.75	9.00	9.00	8.75	9.00	9.00	8.25		8.75
	Performance			1.00	8.75	8.75	8.00	9.25	9.00	9.00	9.25	9.25	8.50		8.93
	Composition			1.00	9.00	9.00	7.75	9.00	9.50	9.00	9.50	9.00	9.00		9.07
	Interpretation of the Music			1.00	8.75	8.75	7.75	9.25	9.25	9.25	9.25	9.25	8.75		9.04
	Judges Total Program Component Score (factored)														44.79

Deductions	0.00
-------------------	-------------

< Under-rotated jump x Credit for highlight distribution, base value multiplied by 1.1

ISU Grand Prix of Figure Skating Final 2018

MEN SHORT PROGRAM JUDGES DETAILS PER SKATER

Rank	Name	Nation	Starting Number	Total Segment Score	Total Element Score	Program Component Score (factored)	Total Deductions
3	Michal BREZINA	CZE	3	89.21	46.14	43.07	0.00

#	Executed Elements	Info	Base Value	GOE	J1	J2	J3	J4	J5	J6	J7	J8	J9	Ref	Scores of Panel
1	4S+2T		11.00	0.83	1	1	1	1	1	0	0	1	1		11.83
2	3F		5.30	1.67	3	3	3	4	3	3	1	3	4		6.97
3	CCSp4		3.20	0.78	3	3	2	2	3	4	1	2	2		3.98
4	FSSp4		3.00	0.90	3	3	3	4	3	3	2	3	3		3.90
5	3A	x	8.80	1.83	2	3	3	3	1	2	0	3	2		10.63
6	StSq3		3.30	1.18	3	3	3	4	4	5	3	4	4		4.48
7	CCoSp4		3.50	0.85	4	3	3	2	2	2	2	2	3		4.35
			38.10												46.14
	Program Components			Factor											
	Skating Skills			1.00	8.50	8.75	8.50	8.75	9.00	8.75	8.75	8.75	8.75		8.71
	Transitions			1.00	8.00	8.50	8.00	8.00	8.50	8.50	8.50	8.00	8.50		8.29
	Performance			1.00	8.25	8.50	8.50	9.00	9.00	8.75	9.00	8.75	8.75		8.75
	Composition			1.00	8.50	8.50	8.00	8.50	8.75	8.75	8.75	8.50	8.75		8.61
	Interpretation of the Music			1.00	8.25	8.75	8.50	8.50	9.00	9.00	9.00	8.75	8.50		8.71
	Judges Total Program Component Score (factored)														43.07

Deductions	0.00
-------------------	-------------

x Credit for highlight distribution, base value multiplied by 1.1

Rank	Name	Nation	Starting Number	Total Segment Score	Total Element Score	Program Component Score (factored)	Total Deductions
4	Junhwan CHA	KOR	2	89.07	47.35	41.72	0.00

#	Executed Elements	Info	Base Value	GOE	J1	J2	J3	J4	J5	J6	J7	J8	J9	Ref	Scores of Panel
1	4S<	<	7.28	0.00	1	0	-1	2	1	0	-1	0	-1		7.28
2	3Lz+3Lo		10.80	0.93	3	2	0	1	2	3	0	2	1		11.73
3	FCSp4		3.20	0.78	3	2	2	3	3	3	0	2	2		3.98
4	3A	x	8.80	1.71	3	3	1	3	3	4	0	0	2		10.51
5	CSSp4		3.00	0.90	3	3	2	3	4	3	1	4	3		3.90
6	StSq4		3.90	1.50	4	4	3	5	4	5	1	4	3		5.40
7	CCoSp4		3.50	1.05	3	4	3	1	3	3	3	3	3		4.55
			40.48												47.35
	Program Components			Factor											
	Skating Skills			1.00	8.75	8.25	8.00	8.50	8.50	8.75	7.75	8.50	8.00		8.36
	Transitions			1.00	8.50	8.00	7.50	7.75	8.00	8.50	7.75	8.50	7.75		8.04
	Performance			1.00	8.75	8.00	8.00	8.25	9.25	9.00	8.00	8.75	8.25		8.43
	Composition			1.00	8.75	8.50	7.50	8.50	8.50	8.75	8.00	8.75	8.50		8.50
	Interpretation of the Music			1.00	8.75	8.50	7.50	8.25	8.50	9.00	8.25	8.50	8.00		8.39
	Judges Total Program Component Score (factored)														41.72

Deductions	0.00
-------------------	-------------

< Under-rotated jump x Credit for highlight distribution, base value multiplied by 1.1

ISU Grand Prix of Figure Skating Final 2018

MEN SHORT PROGRAM JUDGES DETAILS PER SKATER

Rank	Name	Nation	Starting Number	Total Segment Score	Total Element Score	Program Component Score (factored)	Total Deductions
5	Sergei VORONOV	RUS	5	82.96	42.56	40.40	0.00

#	Executed Elements	Info	Base Value	GOE	J1	J2	J3	J4	J5	J6	J7	J8	J9	Ref	Scores of Panel
1	4T		9.50	-1.22	-2	-1	-1	-2	-1	-3	-1	-1	-1		8.28
2	3Lo+3T		9.10	0.28	2	0	0	0	2	-2	0	1	1		9.38
3	FCSp4		3.20	0.78	3	2	2	4	2	3	2	3	2		3.98
4	3A	x	8.80	1.03	2	2	2	0	1	2	1	0	1		9.83
5	CSSp4		3.00	0.39	1	2	1	0	2	2	0	1	2		3.39
6	StSq3		3.30	0.71	3	2	3	1	3	2	1	2	2		4.01
7	CCoSp3		3.00	0.69	3	3	3	0	2	2	0	3	3		3.69
			39.90												42.56
Program Components				Factor											
	Skating Skills			1.00	8.25	8.25	8.25	7.75	8.25	8.50	8.75	8.25	8.50		8.32
	Transitions			1.00	8.00	8.00	7.75	7.50	7.75	7.25	7.75	7.50	8.00		7.75
	Performance			1.00	8.25	8.00	8.25	8.00	8.25	8.25	8.50	8.00	8.25		8.18
	Composition			1.00	8.25	8.25	8.00	8.00	8.25	8.00	8.00	7.75	8.25		8.11
	Interpretation of the Music			1.00	8.00	8.00	8.00	7.75	8.00	8.25	8.25	7.75	8.50		8.04
Judges Total Program Component Score (factored)															40.40

Deductions		Total Deductions
Costume/Prop violation:	(1 of 10)	0.00

x Credit for highlight distribution, base value multiplied by 1.1

Rank	Name	Nation	Starting Number	Total Segment Score	Total Element Score	Program Component Score (factored)	Total Deductions
6	Keegan MESSING	CAN	1	79.56	37.56	42.00	0.00

#	Executed Elements	Info	Base Value	GOE	J1	J2	J3	J4	J5	J6	J7	J8	J9	Ref	Scores of Panel
1	4T<+3T	<	11.33	-1.02	0	-2	-2	-2	0	-1	-2	-2	-1		10.31
2	FCSp4		3.20	1.10	4	3	3	4	3	4	3	3	4		4.30
3	3A<	<	6.00	-1.20	-2	-3	-1	-1	-2	-2	-3	-2	-2		4.80
4	StSq2		2.60	0.59	3	3	2	1	3	3	1	2	2		3.19
5	CSSp3		2.60	0.59	3	0	3	3	3	3	0	2	2		3.19
6	3Lz	x	6.49	1.85	2	4	3	3	4	4	1	3	3		8.34
7	CCoSp2		2.50	0.93	4	4	4	4	4	5	0	4	2		3.43
			34.72												37.56
Program Components				Factor											
	Skating Skills			1.00	8.50	8.00	8.50	7.75	8.75	8.50	8.00	8.50	8.25		8.32
	Transitions			1.00	8.00	8.00	8.25	8.00	8.75	8.25	8.50	8.50	8.00		8.21
	Performance			1.00	8.50	8.25	8.75	8.25	9.00	8.75	8.75	8.50	8.25		8.54
	Composition			1.00	8.50	8.50	8.50	8.25	8.75	8.50	8.75	8.50	8.25		8.50
	Interpretation of the Music			1.00	8.50	8.50	8.50	7.75	8.75	8.75	8.50	8.25	8.00		8.43
Judges Total Program Component Score (factored)															42.00

Deductions		Total Deductions
		0.00

< Under-rotated jump x Credit for highlight distribution, base value multiplied by 1.1

printed: 06/12/18 20:32:23

ISU Grand Prix of Figure Skating Final 2018

RESULTS

MEN FREE SKATING

Pl.	Name	Nation	Total Segment Score
1	Nathan CHEN	USA	189.43
2	Shoma UNO	JPN	183.43
3	Junhwan CHA	KOR	174.42
4	Michal BREZINA	CZE	166.05
5	Keegan MESSING	CAN	156.49
6	Sergei VORONOV	RUS	143.48

Printed: 07/12/18 22:30:58

ISU Grand Prix of Figure Skating Final 2018

MEN FREE SKATING JUDGES DETAILS PER SKATER

Rank	Name	Nation	Starting Number	Total Segment Score	Total Element Score	Program Component Score (factored)	Total Deductions
1	Nathan CHEN	USA	4	189.43	101.79	88.64	1.00

#	Executed Elements	Info	Base Value	GOE	J1	J2	J3	J4	J5	J6	J7	J8	J9	Ref	Scores of Panel
1	4F		11.00	4.40	4	4	4	4	3	4	4	4	4		15.40
2	4Lz<	<	8.63	-4.32	-5	-5	-5	-5	-5	-5	-5	-5	-5		4.31
3	4T		9.50	-2.44	-3	-3	-3	-2	-3	-4	-2	-2	-2		7.06
4	3A		8.00	2.06	3	3	2	2	2	3	4	2	3		10.06
5	CCSp4		3.20	0.91	3	3	2	3	3	4	2	3	3		4.11
6	StSq4		3.90	1.50	4	2	3	4	4	5	4	4	4		5.40
7	4T+3T		15.07	x 3.26	3	3	4	2	3	4	4	3	4		18.33
8	3Lz+3T		11.11	x 1.26	3	2	2	1	1	3	3	2	2		12.37
9	3F+1Eu+3S		11.11	x 0.45	2	0	0	1	-1	1	1	1	2		11.56
10	ChSq1		3.00	1.29	3	2	1	3	2	4	2	2	4		4.29
11	FCCoSp4		3.50	0.85	2	3	2	3	2	2	2	3	3		4.35
12	CCoSp4		3.50	1.05	3	3	2	3	3	4	3	3	3		4.55
			91.52												101.79
Program Components				Factor											
Skating Skills				2.00	9.25	8.75	8.75	9.00	8.50	9.00	9.25	9.50	9.25		9.04
Transitions				2.00	8.75	8.50	8.75	8.25	8.25	8.75	8.75	9.00	8.75		8.64
Performance				2.00	9.00	8.50	8.75	8.25	8.50	9.00	9.25	9.00	9.00		8.82
Composition				2.00	8.50	8.75	8.75	8.75	8.75	9.25	9.00	9.25	9.25		8.93
Interpretation of the Music				2.00	9.00	8.75	8.75	8.75	8.75	9.00	9.00	9.00	9.00		8.89
Judges Total Program Component Score (factored)															88.64

Deductions	Falls: -1.00(1)	-1.00
-------------------	-----------------	--------------

< Under-rotated jump x Credit for highlight distribution, base value multiplied by 1.1

Rank	Name	Nation	Starting Number	Total Segment Score	Total Element Score	Program Component Score (factored)	Total Deductions
2	Shoma UNO	JPN	6	183.43	93.29	90.14	0.00

#	Executed Elements	Info	Base Value	GOE	J1	J2	J3	J4	J5	J6	J7	J8	J9	Ref	Scores of Panel
1	4S<<	<<	4.30	-2.15	-5	-5	-5	-5	-5	-5	-5	-5	-5		2.15
2	4F<	<	8.25	-0.47	0	-1	-1	1	-1	-1	0	0	-1		7.78
3	4T		9.50	1.76	2	2	3	1	0	3	4	1	1		11.26
4	FCSp4		3.20	0.87	3	4	2	2	3	2	4	2	3		4.07
5	FCCoSp4		3.50	1.05	3	3	3	1	3	3	4	3	3		4.55
6	ChSq1		3.00	1.86	3	3	4	5	4	5	3	4	3		4.86
7	4T+2T		10.80	2.85	3	3	4	2	2	4	3	4	2		13.65
8	3A		8.80	x 2.86	4	3	4	3	3	4	5	2	4		11.66
9	3A+1Eu+3F		15.18	x -1.26	-1	-3	-2	0	-2	-4	0	-1	-2		13.92
10	3S+3T		9.35	x -0.31	0	0	0	-1	-1	-2	1	-1	-2		9.04
11	StSq4		3.90	1.45	4	4	3	5	4	4	4	3	3		5.35
12	CCoSp4		3.50	1.50	5	4	4	5	4	4	1	5	4		5.00
			83.28												93.29
Program Components				Factor											
Skating Skills				2.00	9.25	9.00	9.25	9.25	9.25	9.00	9.00	9.25	9.25		9.18
Transitions				2.00	9.00	8.75	9.00	9.00	8.75	8.75	9.00	9.25	8.50		8.89
Performance				2.00	9.00	8.75	9.00	9.00	8.50	9.00	9.00	9.00	8.75		8.93
Composition				2.00	9.00	8.75	9.00	9.50	9.00	9.25	9.00	9.25	9.00		9.07
Interpretation of the Music				2.00	9.00	8.75	9.00	9.50	8.75	9.25	9.00	9.00	9.00		9.00
Judges Total Program Component Score (factored)															90.14

Deductions		0.00
-------------------	--	-------------

< Under-rotated jump << Downgraded jump x Credit for highlight distribution, base value multiplied by 1.1

ISU Grand Prix of Figure Skating Final 2018

MEN FREE SKATING JUDGES DETAILS PER SKATER

Rank	Name	Nation	Starting Number	Total Segment Score	Total Element Score	Program Component Score (factored)	Total Deductions
3	Junhwan CHA	KOR	2	174.42	91.58	83.84	1.00

#	Executed Elements	Info	Base Value	GOE	J1	J2	J3	J4	J5	J6	J7	J8	J9	Ref	Scores of Panel
1	4T<	<	7.13	-3.57	-5	-5	-5	-5	-5	-5	-5	-5	-5		3.56
2	4S		9.70	3.05	4	3	3	3	3	4	3	3	3		12.75
3	3Lz+3Lo		10.80	1.10	3	2	2	1	2	2	2	1	2		11.90
4	StSq4		3.90	1.39	4	2	4	4	4	4	3	3	3		5.29
5	FCSp4		3.20	0.78	2	3	3	2	4	3	2	2	2		3.98
6	ChSq1		3.00	1.43	3	2	2	3	5	4	3	3	2		4.43
7	3A+2T		9.30	1.71	3	2	3	1	2	3	2	1	2		11.01
8	3A	x	8.80	1.94	3	2	2	2	3	3	3	1	2		10.74
9	3F+1Eu+3S	x	11.11	1.06	3	2	2	1	2	1	2	3	2		12.17
10	3Lo	x	5.39	1.47	3	3	3	3	3	3	2	3	3		6.86
11	CCoSp4		3.50	1.40	4	4	5	4	4	3	4	4	4		4.90
12	CSSp4		3.00	0.99	3	3	3	3	3	2	4	4	4		3.99
			78.83												91.58
Program Components				Factor											
Skating Skills				2.00	8.75	8.50	8.25	8.50	8.50	8.50	8.00	8.50	8.25		8.43
Transitions				2.00	8.50	8.00	8.25	8.25	8.50	8.50	7.50	8.25	7.75		8.21
Performance				2.00	8.75	8.25	8.00	8.75	8.75	8.75	7.75	8.50	8.00		8.43
Composition				2.00	8.75	8.25	7.75	8.25	8.75	8.75	7.50	8.75	8.25		8.39
Interpretation of the Music				2.00	8.75	8.25	8.00	8.50	9.25	8.75	7.75	9.00	8.00		8.46
Judges Total Program Component Score (factored)															83.84

Deductions	Falls: -1.00(1)	-1.00
-------------------	-----------------	--------------

< Under-rotated jump x Credit for highlight distribution, base value multiplied by 1.1

Rank	Name	Nation	Starting Number	Total Segment Score	Total Element Score	Program Component Score (factored)	Total Deductions
4	Michal BREZINA	CZE	5	166.05	79.67	87.38	1.00

#	Executed Elements	Info	Base Value	GOE	J1	J2	J3	J4	J5	J6	J7	J8	J9	Ref	Scores of Panel
1	4S<	<	7.28	-3.64	-5	-5	-5	-5	-5	-5	-2	-5	-5		3.64
2	3A+2T		9.30	2.06	3	2	3	2	2	2	3	4	3		11.36
3	3F		5.30	1.82	3	3	3	4	3	3	4	4	4		7.12
4	FSSp4		3.00	0.77	2	3	2	5	3	2	2	3	3		3.77
5	StSq4		3.90	1.62	4	4	4	4	4	4	5	5	4		5.52
6	FCCoSp4		3.50	1.00	3	3	3	3	3	2	4	2	3		4.50
7	3Lz		5.90	1.85	4	3	2	3	3	3	4	3	3		7.75
8	3A	x	8.80	2.51	3	3	3	4	2	3	4	3	3		11.31
9	3F+2T+2Lo	x	9.13	0.76	2	1	1	0	0	2	2	2	2		9.89
10	3Lo	x	5.39	0.63	1	2	2	1	1	1	4	1	1		6.02
11	ChSq1		3.00	1.93	4	4	3	5	3	4	5	3	4		4.93
12	CCoSp3		3.00	0.86	3	3	3	2	3	2	4	3	3		3.86
			67.50												79.67
Program Components				Factor											
Skating Skills				2.00	8.50	8.75	8.50	8.25	8.75	8.50	9.25	9.00	8.75		8.68
Transitions				2.00	8.25	8.50	8.25	8.75	8.50	8.50	8.75	8.75	8.50		8.54
Performance				2.00	8.75	8.50	9.00	9.00	8.75	8.75	9.50	9.25	8.75		8.89
Composition				2.00	8.50	8.75	8.50	9.25	8.50	8.75	9.25	9.00	8.75		8.79
Interpretation of the Music				2.00	8.75	8.75	8.75	8.75	9.00	8.75	9.50	8.75	8.75		8.79
Judges Total Program Component Score (factored)															87.38

Deductions	Falls: -1.00(1)	-1.00
-------------------	-----------------	--------------

< Under-rotated jump x Credit for highlight distribution, base value multiplied by 1.1

ISU Grand Prix of Figure Skating Final 2018

MEN FREE SKATING JUDGES DETAILS PER SKATER

Rank	Name	Nation	Starting Number	Total Segment Score	Total Element Score	Program Component Score (factored)	Total Deductions
5	Keegan MESSING	CAN	3	156.49	74.93	83.56	2.00

#	Executed Elements	Info	Base Value	GOE	J1	J2	J3	J4	J5	J6	J7	J8	J9	Ref	Scores of Panel
1	4Lz		11.50	-1.31	-1	-2	-1	-1	-1	-1	2	-2	-1		10.19
2	4T		9.50	-1.63	-2	-2	1	-3	-2	-3	1	-2	-2		7.87
3	3A+2T		9.30	2.06	3	3	2	2	2	2	3	3	3		11.36
4	FSSp4		3.00	0.86	3	3	2	4	4	1	3	2	3		3.86
5	3Lo		4.90	1.47	3	3	3	4	3	3	3	3	3		6.37
6	StSq3		3.30	1.23	4	4	4	3	4	4	4	3	2		4.53
7	2T+2T*	*	1.43	x -0.07	0	0	0	-1	-1	-2	1	-1	-1		1.36
8	3S+3T	x	9.35	x 0.92	3	2	2	1	2	2	3	2	2		10.27
9	3A	x	8.80	x -4.00	-5	-5	-5	-5	-5	-5	-5	-5	-5		4.80
10	FCCoSp4		3.50	1.35	4	3	4	4	4	3	4	4	5		4.85
11	ChSq1		3.00	1.57	2	2	3	4	3	4	4	3	3		4.57
12	CCoSp4		3.50	1.40	4	4	4	5	4	4	4	4	4		4.90
			71.08												74.93
Program Components				Factor											
Skating Skills				2.00	8.25	8.25	8.50	8.50	8.50	8.25	8.50	8.25	8.50		8.39
Transitions				2.00	7.50	8.50	8.00	8.25	8.25	8.25	8.75	7.50	8.25		8.14
Performance				2.00	8.00	8.50	8.25	8.00	8.00	8.50	8.75	7.75	7.75		8.14
Composition				2.00	8.25	8.75	8.25	8.75	8.75	8.75	9.00	8.25	8.50		8.57
Interpretation of the Music				2.00	8.50	8.75	8.50	8.50	8.50	8.75	8.75	8.25	8.25		8.54
Judges Total Program Component Score (factored)															83.56

Deductions	Falls: -1.00(1)	Late start: -1.00	-2.00
-------------------	-----------------	-------------------	--------------

* Invalid element x Credit for highlight distribution, base value multiplied by 1.1

Rank	Name	Nation	Starting Number	Total Segment Score	Total Element Score	Program Component Score (factored)	Total Deductions
6	Sergei VORONOV	RUS	1	143.48	66.76	76.72	0.00

#	Executed Elements	Info	Base Value	GOE	J1	J2	J3	J4	J5	J6	J7	J8	J9	Ref	Scores of Panel
1	4T+2T		10.80	-2.17	-2	-3	-2	-3	-1	-3	0	-2	-3		8.63
2	3Lo		4.90	0.77	2	2	1	1	2	-1	3	1	2		5.67
3	4T		9.50	-2.17	-2	-2	-3	-1	-2	-4	1	-4	-2		7.33
4	3S		4.30	0.86	2	1	1	3	2	3	1	2	3		5.16
5	ChSq1		3.00	0.64	2	1	0	0	2	3	2	1	1		3.64
6	3A	x	8.80	x -2.29	-3	-3	-4	-3	-3	-4	0	-2	-2		6.51
7	3A<+2T+1Lo	<	8.58	x -0.94	-2	-2	-2	-1	-1	-3	-1	-2	-1		7.64
8	3Lz+2T*	*	6.49	x 0.17	0	0	1	0	0	1	0	0	1		6.66
9	FCSp4		3.20	0.69	2	2	2	2	3	1	3	2	2		3.89
10	StSq3		3.30	0.75	2	2	2	2	3	3	3	2	2		4.05
11	CCoSp3		3.00	0.81	3	3	3	2	2	2	3	3	3		3.81
12	CSSp4		3.00	0.77	3	2	2	4	2	3	2	3	3		3.77
			68.87												66.76
Program Components				Factor											
Skating Skills				2.00	8.00	8.00	8.25	7.75	8.00	8.25	8.00	8.50	8.00		8.07
Transitions				2.00	7.25	7.50	7.50	6.75	7.50	6.75	7.00	7.25	7.50		7.25
Performance				2.00	7.25	7.75	8.00	7.00	7.75	8.00	7.50	7.75	7.75		7.68
Composition				2.00	8.00	8.00	7.75	7.50	7.75	7.75	6.75	7.50	8.00		7.75
Interpretation of the Music				2.00	7.50	8.00	7.75	7.00	8.00	7.50	7.00	7.50	8.00		7.61
Judges Total Program Component Score (factored)															76.72

Deductions			0.00
-------------------	--	--	-------------

< Under-rotated jump * Invalid element x Credit for highlight distribution, base value multiplied by 1.1

ISU Grand Prix of Figure Skating Final 2018

LADIES

Thunderbird Arena	06 Dec 2018 08 Dec 2018	Short Program Free Skating
--------------------------	----------------------------	-------------------------------

Size of Skating Area	:	26m*60m
Ice Conditions	:	very good
Number of Entries	:	6
Number of Participants	:	6

Entry Withdrawn	:	
-----------------	---	--

Short Program		
Duration	:	2:40 +- 10 Sec.
Segment Factor	:	1.00
Program Component Factors		
	Skating Skills	0.80
	Transitions	0.80
	Performance	0.80
	Composition	0.80
	Interpretation of the Music	0.80


Free Skating		
Duration	:	4:00 +- 10 Sec.
Segment Factor	:	1.00
Program Components Factors		
	Skating Skills	1.60
	Transitions	1.60
	Performance	1.60
	Composition	1.60
	Interpretation of the Music	1.60

ISU Grand Prix of Figure Skating Final 2018

RESULTS

LADIES FINAL RESULT

Pl.	Name	Nation	Total Score	SP	FS
1	Rika KIHIRA	JPN	233.12	1	1
2	Alina ZAGITOVA	RUS	226.53	2	2
3	Elizaveta TUKTAMYSHEVA	RUS	215.32	3	3
4	Kaori SAKAMOTO	JPN	211.68	4	4
5	Sofia SAMODUROVA	RUS	204.33	5	5
6	Satoko MIYAHARA	JPN	201.31	6	6



Ms. Beatrice PFISTER ISU

Referee

Printed: 08/12/18 14:50:41



Ms. Vera TAUCHMANOVA ISU

Technical Controller

ISU Grand Prix of Figure Skating Final 2018

PANEL OF JUDGES

LADIES

Officials

Technical Controller	Ms. Vera TAUCHMANOVA	ISU
Technical Specialist	Ms. Olga MARKOVA	ISU
Assistant Technical Specialist	Ms. Franca BIANCONI	ISU

Judges

Referee	Ms. Beatrice PFISTER	ISU
Judge No.1	Ms. Kristina LUNDGREN	USA
Judge No.2	Ms. Wei SHI	CHN
Judge No.3	Ms. Salome CHIGOGIDZE	GEO
Judge No.4	Ms. Tomie FUKUDOME	JPN
Judge No.5	Ms. Jean SENFT	CAN
Judge No.6	Ms. Jung Sue LEE	KOR
Judge No.7	Ms. Marta OLOZAGARRE	ESP
Judge No.8	Ms. Julia ANDREEVA	RUS
Judge No.9	Mr. Pekka LESKINEN	FIN

Data/Replay Operator

Data Operator	Mr. Soltan KOKOEV	ISU
Replay Operator	Ms. Julia DEGENHARDT	ISU

ISU Grand Prix of Figure Skating Final 2018

RESULTS

LADIES SHORT PROGRAM

Pl.	Name	Nation	Total Segment Score
1	Rika KIHIRA	JPN	82.51
2	Alina ZAGITOVA	RUS	77.93
3	Elizaveta TUKTAMYSHEVA	RUS	70.65
4	Kaori SAKAMOTO	JPN	70.23
5	Sofia SAMODUROVA	RUS	68.24
6	Satoko MIYAHARA	JPN	67.52

Printed: 06/12/18 21:47:26

ISU Grand Prix of Figure Skating Final 2018

LADIES SHORT PROGRAM JUDGES DETAILS PER SKATER

Rank	Name	Nation	Starting Number	Total Segment Score	Total Element Score	Total Program Component Score (factored)	Total Deductions
1	Rika KIHIRA	JPN	3	82.51	47.36	35.15	0.00

#	Executed Elements	Info	Base Value	GOE	J1	J2	J3	J4	J5	J6	J7	J8	J9	Ref	Scores of Panel
1	3A		8.00	2.51	3	2	3	3	4	3	5	3	3		10.51
2	3F+3T		9.50	1.74	4	3	2	4	3	3	4	3	3		11.24
3	FSSp2		2.30	0.59	3	3	1	3	2	2	4	2	3		2.89
4	3Lz	x	6.49	2.36	5	4	3	3	4	4	5	4	4		8.85
5	CCoSp4		3.50	1.35	4	5	3	4	4	4	4	3	4		4.85
6	StSq4		3.90	1.34	4	3	3	3	4	3	4	3	4		5.24
7	LSp4		2.70	1.08	4	4	4	4	4	4	4	4	4		3.78
			36.39												47.36
	Program Components			Factor											
	Skating Skills			0.80	9.00	9.00	8.25	9.00	9.00	8.75	8.75	8.50	9.00		8.86
	Transitions			0.80	9.00	8.50	8.00	8.75	8.75	8.50	8.50	8.00	8.25		8.46
	Performance			0.80	9.50	9.00	8.50	9.00	9.00	9.00	9.25	8.50	9.00		8.96
	Composition			0.80	9.25	8.75	8.25	9.25	9.00	8.75	9.00	8.25	8.75		8.82
	Interpretation of the Music			0.80	9.50	8.75	8.25	9.00	9.25	8.50	9.25	8.25	8.75		8.82
	Judges Total Program Component Score (factored)														35.15

Deductions	0.00
-------------------	-------------

x Credit for highlight distribution, base value multiplied by 1.1

Rank	Name	Nation	Starting Number	Total Segment Score	Total Element Score	Total Program Component Score (factored)	Total Deductions
2	Alina ZAGITOVA	RUS	6	77.93	42.10	35.83	0.00

#	Executed Elements	Info	Base Value	GOE	J1	J2	J3	J4	J5	J6	J7	J8	J9	Ref	Scores of Panel
1	3Lz+3Lo		10.80	1.85	3	2	3	3	3	4	4	3	3		12.65
2	FCSp4		3.20	1.05	4	3	3	3	3	3	4	4	3		4.25
3	StSq4		3.90	1.34	3	3	4	4	3	3	4	4	3		5.24
4	2A		3.30	0.80	2	2	3	3	3	2	2	3	1		4.10
5	LSp4		2.70	0.81	3	2	3	4	3	2	4	4	2		3.51
6	3F	x	5.83	1.97	4	3	4	3	4	4	5	4	2		7.80
7	CCoSp4		3.50	1.05	4	2	3	2	3	3	3	5	3		4.55
			33.23												42.10
	Program Components			Factor											
	Skating Skills			0.80	9.00	9.00	9.25	9.25	9.00	8.75	8.50	9.25	8.00		8.96
	Transitions			0.80	9.25	8.50	9.25	9.00	8.75	8.50	8.25	9.25	8.50		8.82
	Performance			0.80	9.25	8.75	9.50	9.25	8.75	8.75	8.75	9.50	8.50		9.00
	Composition			0.80	9.00	8.75	9.50	9.00	8.75	9.00	8.50	9.50	8.75		8.96
	Interpretation of the Music			0.80	9.25	8.75	9.25	9.00	9.00	9.00	8.50	9.50	9.00		9.04
	Judges Total Program Component Score (factored)														35.83

Deductions	0.00
-------------------	-------------

x Credit for highlight distribution, base value multiplied by 1.1

ISU Grand Prix of Figure Skating Final 2018

LADIES SHORT PROGRAM JUDGES DETAILS PER SKATER

Rank	Name	Nation	Starting Number	Total Segment Score	Total Element Score	Program Component Score (factored)	Total Deductions
3	Elizaveta TUKTAMYSHEVA	RUS	2	70.65	38.25	32.40	0.00

#	Executed Elements	Info	Base Value	GOE	J1	J2	J3	J4	J5	J6	J7	J8	J9	Ref	Scores of Panel
1	3A<	<	6.00	-1.80	-3	-4	-2	-2	-3	-3	-5	-2	-4		4.20
2	3T+3T		8.40	1.26	3	2	3	3	3	3	4	3	3		9.66
3	FSSp4		3.00	0.51	2	2	1	3	2	1	2	2	1		3.51
4	LSp4		2.70	0.50	2	3	2	2	2	1	2	2	1		3.20
5	3Lz	x	6.49	1.77	4	2	3	3	3	3	3	3	3		8.26
6	StSq4		3.90	1.17	3	3	3	2	3	3	4	3	3		5.07
7	CCoSp4		3.50	0.85	3	2	3	2	2	1	3	2	3		4.35
			33.99												38.25
	Program Components			Factor											
	Skating Skills			0.80	8.25	8.00	8.50	8.50	8.25	8.00	7.50	8.25	7.00		8.11
	Transitions			0.80	7.75	8.25	8.25	8.00	7.75	7.25	7.25	8.00	6.50		7.75
	Performance			0.80	8.50	8.50	8.75	8.25	8.25	7.75	7.50	8.50	7.25		8.18
	Composition			0.80	8.25	8.50	8.50	8.25	8.25	8.00	7.75	8.50	7.25		8.21
	Interpretation of the Music			0.80	8.50	8.75	8.50	8.25	8.50	7.75	7.50	8.75	7.25		8.25
	Judges Total Program Component Score (factored)														32.40

Deductions	0.00
-------------------	-------------

< Under-rotated jump x Credit for highlight distribution, base value multiplied by 1.1

Rank	Name	Nation	Starting Number	Total Segment Score	Total Element Score	Program Component Score (factored)	Total Deductions
4	Kaori SAKAMOTO	JPN	5	70.23	37.23	33.00	0.00

#	Executed Elements	Info	Base Value	GOE	J1	J2	J3	J4	J5	J6	J7	J8	J9	Ref	Scores of Panel
1	3F+3T		9.50	1.36	3	2	2	3	3	1	3	2	3		10.86
2	2A		3.30	0.99	3	3	3	3	3	3	4	3	3		4.29
3	CCoSp3		3.00	0.34	2	-1	0	2	2	1	-1	2	2		3.34
4	StSq3		3.30	0.66	2	2	2	3	2	2	2	2	2		3.96
5	3Lo	x	5.39	1.68	4	4	3	3	3	3	5	3	4		7.07
6	FCSp4		3.20	0.96	3	4	3	3	3	3	3	3	2		4.16
7	LSp4		2.70	0.85	2	3	3	3	4	3	4	3	3		3.55
			30.39												37.23
	Program Components			Factor											
	Skating Skills			0.80	8.50	8.50	8.25	8.50	8.25	8.00	8.25	8.50	8.25		8.36
	Transitions			0.80	8.25	8.25	8.00	8.25	7.75	7.50	7.75	8.00	7.75		7.96
	Performance			0.80	8.50	8.50	8.50	8.50	8.25	8.25	8.25	8.75	8.00		8.39
	Composition			0.80	8.25	8.25	8.50	8.75	8.00	8.00	8.50	8.25	7.75		8.25
	Interpretation of the Music			0.80	8.50	8.50	8.25	8.75	8.50	7.75	8.00	8.50	7.50		8.29
	Judges Total Program Component Score (factored)														33.00

Deductions	0.00
-------------------	-------------

x Credit for highlight distribution, base value multiplied by 1.1

ISU Grand Prix of Figure Skating Final 2018

LADIES SHORT PROGRAM JUDGES DETAILS PER SKATER

Rank	Name	Nation	Starting Number	Total Segment Score	Total Element Score	Total Program Component Score (factored)	Total Deductions
5	Sofia SAMODUROVA	RUS	1	68.24	37.12	31.12	0.00

#	Executed Elements	Info	Base Value	GOE	J1	J2	J3	J4	J5	J6	J7	J8	J9	Ref	Scores of Panel
1	3F+3T		9.50	1.36	3	2	3	2	3	2	3	2	3		10.86
2	FCSp4		3.20	0.87	2	3	3	2	2	3	4	2	4		4.07
3	StSq3		3.30	0.80	3	3	2	2	3	2	3	2	2		4.10
4	3Lo		4.90	1.05	1	3	2	1	3	2	2	3	2		5.95
5	2A		3.63	x 0.90	2	4	3	2	3	3	3	3	2		4.53
6	LSp4		2.70	0.46	2	3	1	2	2	0	1	2	2		3.16
7	CCoSp4		3.50	0.95	3	3	2	2	4	2	4	2	3		4.45
			30.73												37.12
	Program Components			Factor											
	Skating Skills			0.80	8.25	8.00	7.75	8.00	7.75	7.50	7.50	8.00	7.50		7.79
	Transitions			0.80	8.25	8.00	7.75	7.50	7.75	7.25	7.00	7.75	7.00		7.57
	Performance			0.80	8.50	8.25	7.50	7.75	8.00	7.75	7.25	8.25	7.50		7.86
	Composition			0.80	8.25	8.00	7.75	7.75	7.75	7.75	7.50	8.00	7.25		7.79
	Interpretation of the Music			0.80	8.50	8.25	7.50	8.00	8.00	7.75	7.25	8.25	7.50		7.89
	Judges Total Program Component Score (factored)														31.12

Deductions	0.00
-------------------	-------------

x Credit for highlight distribution, base value multiplied by 1.1

Rank	Name	Nation	Starting Number	Total Segment Score	Total Element Score	Total Program Component Score (factored)	Total Deductions
6	Satoko MIYAHARA	JPN	4	67.52	32.58	34.94	0.00

#	Executed Elements	Info	Base Value	GOE	J1	J2	J3	J4	J5	J6	J7	J8	J9	Ref	Scores of Panel
1	3Lz<	<	4.43	-0.89	-2	-1	-2	-2	-1	-2	-3	-2	-3		3.54
2	FCSp4		3.20	0.78	4	3	2	2	2	3	2	3	2		3.98
3	2A		3.30	0.90	3	3	3	2	3	3	4	2	2		4.20
4	3Lo+2T		6.82	x 1.05	3	3	1	2	2	2	3	1	2		7.87
5	CCoSp4		3.50	1.15	4	3	2	2	3	4	4	3	4		4.65
6	StSq3		3.30	1.18	4	3	3	3	4	4	5	3	4		4.48
7	LSp4		2.70	1.16	5	4	4	4	4	4	5	4	5		3.86
			27.25												32.58
	Program Components			Factor											
	Skating Skills			0.80	9.00	8.75	8.75	8.75	8.50	8.50	8.75	8.75	8.25		8.68
	Transitions			0.80	9.25	8.50	8.75	8.75	8.25	8.75	8.50	8.50	8.25		8.57
	Performance			0.80	9.00	8.75	9.00	9.00	8.50	8.50	8.25	8.75	8.50		8.71
	Composition			0.80	9.25	8.75	9.00	9.00	8.50	9.00	8.50	9.00	8.50		8.82
	Interpretation of the Music			0.80	9.25	9.00	9.00	9.25	8.75	8.75	8.75	8.75	8.75		8.89
	Judges Total Program Component Score (factored)														34.94

Deductions	0.00
-------------------	-------------

< Under-rotated jump x Credit for highlight distribution, base value multiplied by 1.1

printed: 06/12/18 21:47:32

ISU Grand Prix of Figure Skating Final 2018

RESULTS

LADIES FREE SKATING

Pl.	Name	Nation	Total Segment Score
1	Rika KIHIRA	JPN	150.61
2	Alina ZAGITOVA	RUS	148.60
3	Elizaveta TUKTAMYSHEVA	RUS	144.67
4	Kaori SAKAMOTO	JPN	141.45
5	Sofia SAMODUROVA	RUS	136.09
6	Satoko MIYAHARA	JPN	133.79

Printed: 08/12/18 14:50:47

ISU Grand Prix of Figure Skating Final 2018

LADIES FREE SKATING JUDGES DETAILS PER SKATER

Rank	Name	Nation	Starting Number	Total Segment Score	Total Element Score	Total Program Component Score (factored)	Total Deductions
1	Rika KIHIRA	JPN	6	150.61	78.21	72.40	0.00

#	Executed Elements	Info	Base Value	GOE	J1	J2	J3	J4	J5	J6	J7	J8	J9	Ref	Scores of Panel
1	3A<<	<<	3.30	-1.65	-5	-5	-5	-5	-5	-5	-5	-5	-4		1.65
2	3A+2T		9.30	2.06	3	3	2	3	3	3	2	2	2		11.36
3	3Lo		4.90	1.26	2	3	2	4	3	2	3	3	2		6.16
4	CCoSp4		3.50	0.80	1	2	2	4	3	3	2	3	1		4.30
5	StSq4		3.90	1.39	3	4	3	3	4	4	4	3	4		5.29
6	3Lz+3T		10.10	2.19	4	4	3	4	4	4	4	3	3		12.29
7	3F	x	5.83	1.67	4	4	2	3	3	3	4	3	2		7.50
8	LSp4		2.70	1.08	4	5	4	4	4	3	4	4	4		3.78
9	3Lz+2T+2Lo	x	9.79	1.69	3	4	2	4	3	3	3	2	-1		11.48
10	FSSp3		2.60	0.74	3	4	3	3	3	2	3	3	1		3.34
11	ChSq1		3.00	1.86	4	4	3	3	4	4	5	3	4		4.86
12	3S	x	4.73	1.47	3	4	3	4	4	3	4	3	3		6.20
			63.65												78.21
Program Components				Factor											
Skating Skills				1.60	9.00	9.25	8.75	9.25	9.25	9.25	9.00	8.75	9.00		9.07
Transitions				1.60	8.75	9.00	8.50	9.25	9.00	9.00	9.25	8.50	8.50		8.86
Performance				1.60	9.00	9.00	8.75	9.25	9.50	9.25	9.00	8.75	8.75		9.04
Composition				1.60	9.00	9.50	8.75	9.50	9.25	9.25	9.00	8.75	8.75		9.07
Interpretation of the Music				1.60	9.25	9.25	9.00	9.50	9.50	9.25	9.25	8.50	9.00		9.21
Judges Total Program Component Score (factored)															72.40

Deductions	0.00
-------------------	-------------

<< Downgraded jump x Credit for highlight distribution, base value multiplied by 1.1

Rank	Name	Nation	Starting Number	Total Segment Score	Total Element Score	Total Program Component Score (factored)	Total Deductions
2	Alina ZAGITOVA	RUS	4	148.60	75.90	72.70	0.00

#	Executed Elements	Info	Base Value	GOE	J1	J2	J3	J4	J5	J6	J7	J8	J9	Ref	Scores of Panel
1	2A		3.30	0.99	2	3	4	4	3	3	3	3	2		4.29
2	3Lz+1T		6.30	0.34	-1	0	2	1	2	0	0	1	0		6.64
3	3S		4.30	1.23	2	3	3	3	3	3	3	3	1		5.53
4	2A		3.30	1.13	3	4	4	4	4	3	3	3	2		4.43
5	FCSp4		3.20	1.19	4	4	4	3	4	4	4	3	2		4.39
6	ChSq1		3.00	1.71	4	3	4	4	3	3	4	3	3		4.71
7	3Lz+3Lo	x	11.88	1.43	3	1	3	3	3	3	2	2	1		13.31
8	3F+2T+2Lo	x	9.13	0.91	1	1	2	3	3	2	1	2	-1		10.04
9	3F	x	5.83	1.82	3	3	4	4	4	3	3	4	1		7.65
10	CCoSp4		3.50	1.20	4	4	4	4	3	3	3	3	3		4.70
11	StSq4		3.90	1.56	4	4	4	4	4	3	4	4	4		5.46
12	FCCoSp4		3.50	1.25	3	4	3	4	4	3	4	4	3		4.75
			61.14												75.90
Program Components				Factor											
Skating Skills				1.60	9.00	8.75	9.25	9.25	9.25	9.00	9.00	9.00	8.25		9.04
Transitions				1.60	9.25	8.75	9.50	9.00	8.75	9.00	8.75	9.25	9.00		9.00
Performance				1.60	9.00	8.50	9.50	9.25	9.00	8.75	9.00	9.25	9.00		9.04
Composition				1.60	9.00	9.25	9.50	9.25	9.25	9.00	9.25	9.25	9.00		9.18
Interpretation of the Music				1.60	9.25	9.00	9.25	9.50	9.25	8.75	9.25	9.25	9.00		9.18
Judges Total Program Component Score (factored)															72.70

Deductions	0.00
-------------------	-------------

x Credit for highlight distribution, base value multiplied by 1.1

ISU Grand Prix of Figure Skating Final 2018

LADIES FREE SKATING JUDGES DETAILS PER SKATER

Rank	Name	Nation	Starting Number	Total Segment Score	Total Element Score	Program Score (factored)	Total Component Score (factored)	Total Deductions
3	Elizaveta TUKTAMYSHEVA	RUS	5	144.67	78.06		66.61	0.00

#	Executed Elements	Info	Base Value	GOE	J1	J2	J3	J4	J5	J6	J7	J8	J9	Ref	Scores of Panel
1	3A		8.00	-1.14	-2	-1	0	0	-3	-1	-4	-2	-1		6.86
2	3Lz+3T		10.10	1.52	3	3	2	3	2	3	2	3	2		11.62
3	3F		5.30	1.51	2	4	3	3	3	2	3	3	3		6.81
4	3S+2A+SEQ		6.08	1.29	3	3	2	3	3	3	3	3	3		7.37
5	LSp4		2.70	0.66	2	2	3	3	2	2	2	3	3		3.36
6	StSq3		3.30	0.66	1	2	2	3	2	2	3	2	1		3.96
7	2A+3T+2T		9.68	x 1.08	3	3	2	4	2	3	3	2	2		10.76
8	3Lz		6.49	x 1.85	3	3	3	4	3	3	3	4	2		8.34
9	3Lo		5.39	x 1.12	1	3	2	3	2	3	2	3	1		6.51
10	ChSq1		3.00	1.64	3	4	4	3	2	3	4	4	2		4.64
11	FSSp4		3.00	0.73	2	3	3	2	1	3	2	3	2		3.73
12	CCoSp4		3.50	0.60	3	2	2	2	2	1	2	1	1		4.10
			66.54												78.06
	Program Components			Factor											
	Skating Skills			1.60	8.25	8.50	8.75	8.50	8.25	8.50	8.00	8.75	7.00		8.39
	Transitions			1.60	7.50	8.50	8.50	8.25	7.50	8.00	7.75	8.25	6.00		7.96
	Performance			1.60	8.50	8.75	8.50	8.50	8.25	8.50	8.25	9.00	7.00		8.46
	Composition			1.60	8.25	8.75	8.75	8.25	8.00	8.50	8.00	8.50	7.00		8.32
	Interpretation of the Music			1.60	8.50	9.00	8.75	8.50	8.25	8.25	8.50	8.75	6.75		8.50
	Judges Total Program Component Score (factored)														66.61

Deductions	0.00
-------------------	-------------

x Credit for highlight distribution, base value multiplied by 1.1

Rank	Name	Nation	Starting Number	Total Segment Score	Total Element Score	Program Score (factored)	Total Component Score (factored)	Total Deductions
4	Kaori SAKAMOTO	JPN	3	141.45	74.45		68.00	1.00

#	Executed Elements	Info	Base Value	GOE	J1	J2	J3	J4	J5	J6	J7	J8	J9	Ref	Scores of Panel
1	3F+3T		9.50	1.51	3	3	2	4	3	3	2	3	3		11.01
2	2A		3.30	1.08	2	4	3	3	4	4	3	3	3		4.38
3	3Lz		5.90	1.69	1	4	2	3	3	3	3	3	3		7.59
4	FSSp4		3.00	0.69	2	4	1	2	2	2	3	3	2		3.69
5	StSq4		3.90	1.00	2	3	2	3	3	3	3	2	2		4.90
6	3S		4.30	1.35	3	3	3	4	3	4	3	3	3		5.65
7	2A+3T+2T		9.68	x -1.80	-3	-4	-3	-4	-5	-5	-5	-5	-4		7.88
8	3F+2T		7.26	x 1.29	1	3	2	3	3	2	2	2	3		8.55
9	CCoSp4		3.50	1.00	3	3	2	3	3	3	3	3	1		4.50
10	ChSq1		3.00	1.57	4	4	2	4	3	3	3	2	3		4.57
11	3Lo		5.39	x 1.54	4	3	3	3	3	4	3	2	3		6.93
12	FCCoSp4		3.50	1.30	4	4	4	4	4	3	4	3	3		4.80
			62.23												74.45
	Program Components			Factor											
	Skating Skills			1.60	8.50	9.00	8.50	8.50	8.25	8.75	8.50	8.75	9.25		8.64
	Transitions			1.60	8.25	8.75	8.25	8.00	8.00	8.50	8.25	8.50	8.75		8.36
	Performance			1.60	8.75	9.00	8.50	8.25	8.25	8.75	8.25	8.75	8.50		8.54
	Composition			1.60	8.50	8.75	8.50	8.50	8.25	8.50	8.50	8.50	8.50		8.50
	Interpretation of the Music			1.60	8.50	9.00	8.25	8.50	8.50	8.25	8.50	8.50	8.50		8.46
	Judges Total Program Component Score (factored)														68.00

Deductions	Falls: -1.00(1)	-1.00
-------------------	-----------------	--------------

x Credit for highlight distribution, base value multiplied by 1.1

ISU Grand Prix of Figure Skating Final 2018

LADIES FREE SKATING JUDGES DETAILS PER SKATER

Rank	Name	Nation	Starting Number	Total Segment Score	Total Element Score	Program Component Score (factored)	Total Deductions
5	Sofia SAMODUROVA	RUS	1	136.09	72.82	63.27	0.00

#	Executed Elements	Info	Base Value	GOE	J1	J2	J3	J4	J5	J6	J7	J8	J9	Ref	Scores of Panel
1	3F+3T		9.50	1.29	2	3	3	4	3	2	2	2	2		10.79
2	3Lz		5.90	1.01	2	3	2	2	2	1	1	2	1		6.91
3	3Lo		4.90	0.98	2	3	1	3	2	2	2	2	1		5.88
4	StSq4		3.90	0.78	2	2	2	2	2	3	2	1	2		4.68
5	FSSp4		3.00	0.81	3	3	3	2	2	3	3	3	2		3.81
6	3S		4.30	0.92	2	2	2	3	2	3	2	2	2		5.22
7	2A+3T		8.25	x 1.32	3	3	4	3	3	4	3	3	3		9.57
8	3F		5.83	x 1.14	2	2	2	3	2	3	2	2	2		6.97
9	2A+2T+2Lo		6.93	x 0.61	2	2	1	3	2	3	2	1	1		7.54
10	ChSq1		3.00	0.93	2	3	1	2	2	3	1	2	1		3.93
11	LSp4		2.70	0.77	3	3	3	3	3	3	2	2	4		3.47
12	CCoSp4		3.50	0.55	2	0	2	2	2	2	1	1	1		4.05
			61.71												72.82
	Program Components			Factor											
	Skating Skills			1.60	8.00	7.75	7.75	8.25	8.00	8.25	7.25	8.25	7.50		7.93
	Transitions			1.60	7.50	7.75	7.50	8.00	7.50	8.00	6.75	7.75	7.00		7.57
	Performance			1.60	8.50	8.00	8.00	8.50	8.25	8.50	7.50	8.00	7.00		8.11
	Composition			1.60	8.00	8.00	7.75	8.25	7.75	8.25	7.25	8.25	7.50		7.93
	Interpretation of the Music			1.60	8.25	8.25	7.75	8.25	8.25	8.25	7.50	7.75	7.00		8.00
	Judges Total Program Component Score (factored)														63.27

Deductions	0.00
-------------------	-------------

x Credit for highlight distribution, base value multiplied by 1.1

Rank	Name	Nation	Starting Number	Total Segment Score	Total Element Score	Program Component Score (factored)	Total Deductions
6	Satoko MIYAHARA	JPN	2	133.79	64.23	69.56	0.00

#	Executed Elements	Info	Base Value	GOE	J1	J2	J3	J4	J5	J6	J7	J8	J9	Ref	Scores of Panel
1	3S		4.30	0.98	3	2	2	3	3	2	2	2	2		5.28
2	3Lz<+3T	<	8.63	0.00	0	0	0	0	1	0	0	0	-3		8.63
3	CCoSp4		3.50	0.90	3	2	3	3	3	2	2	4	2		4.40
4	3Lo		4.90	1.47	3	3	3	3	3	3	3	3	3		6.37
5	FCSp4		3.20	0.96	4	3	3	3	3	3	3	3	2		4.16
6	StSq3		3.30	1.13	4	3	3	4	3	4	3	3	4		4.43
7	3Lz<<	<<	2.10	-0.57	-3	-2	-3	-2	-4	-2	-3	-3	-3		1.53
8	2A+3T		8.25	x 0.90	3	3	1	3	2	2	2	1	2		9.15
9	ChSq1		3.00	1.86	4	4	3	4	3	3	4	4	4		4.86
10	3F<+2T+2Lo	!	7.68	x -0.74	-1	-2	-3	-2	0	-2	-3	-3	0		6.94
11	2A		3.63	x 0.80	3	4	1	3	3	2	2	2	2		4.43
12	LSp4		2.70	1.35	5	5	5	5	5	5	5	5	5		4.05
			55.19												64.23
	Program Components			Factor											
	Skating Skills			1.60	8.75	8.50	8.75	8.75	8.50	8.50	8.50	8.75	8.50		8.61
	Transitions			1.60	8.75	8.50	9.00	8.50	8.25	8.25	8.50	8.50	8.25		8.46
	Performance			1.60	9.00	8.75	9.00	8.75	8.75	8.50	8.50	9.25	8.75		8.79
	Composition			1.60	9.25	9.00	9.00	9.00	8.50	8.50	8.75	8.50	8.25		8.75
	Interpretation of the Music			1.60	9.25	8.75	8.75	8.75	8.75	8.50	9.00	9.00	9.00		8.86
	Judges Total Program Component Score (factored)														69.56

Deductions	0.00
-------------------	-------------

< Under-rotated jump << Downgraded jump x Credit for highlight distribution, base value multiplied by 1.1 ! Not clear edge

ISU Grand Prix of Figure Skating Final 2018

JUNIOR LADIES

Thunderbird Arena	06 Dec 2018 08 Dec 2018	Short Program Free Skating
--------------------------	----------------------------	-------------------------------

Size of Skating Area	:	26m*60m
Ice Conditions	:	very good
Number of Entries	:	6
Number of Participants	:	6

Entry Withdrawn	:	
-----------------	---	--

Short Program			
Duration	:	2:40	+ - 10 Sec.
Segment Factor	:	1.00	
Program Component Factors			
		Skating Skills	0.80
		Transitions	0.80
		Performance	0.80
		Composition	0.80
		Interpretation of the Music	0.80

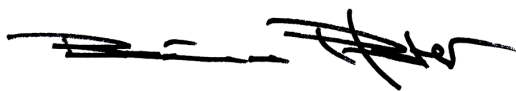
Free Skating			
Duration	:	3:30	+ - 10 Sec.
Segment Factor	:	1.00	
Program Components Factors			
		Skating Skills	1.60
		Transitions	1.60
		Performance	1.60
		Composition	1.60
		Interpretation of the Music	1.60

ISU Grand Prix of Figure Skating Final 2018

RESULTS

JUNIOR LADIES FINAL RESULT

Pl.	Name	Nation	Total Score	SP	FS
1	Alena KOSTORNAIA	RUS	217.98	1	1
2	Alexandra TRUSOVA	RUS	215.20	2	2
3	Alena KANYSHEVA	RUS	198.14	3	3
4	Anastasia TARAKANOVA	RUS	190.46	5	4
5	Anna SHCHERBAKOVA	RUS	181.83	6	5
6	Yelim KIM	KOR	177.91	4	6



Ms. Beatrice PFISTER ISU

Referee

Printed: 08/12/18 16:06:50



Ms. Vera TAUCHMANOVA ISU

Technical Controller

ISU Grand Prix of Figure Skating Final 2018

PANEL OF JUDGES

JUNIOR LADIES

Officials

Technical Controller	Ms. Vera TAUCHMANOVA	ISU
Technical Specialist	Ms. Olga MARKOVA	ISU
Assistant Technical Specialist	Ms. Franca BIANCONI	ISU

Judges

Referee	Ms. Beatrice PFISTER	ISU
Judge No.1	Ms. Salome CHIGOGIDZE	GEO
Judge No.2	Mr. Doug WILLIAMS	USA
Judge No.3	Ms. Marta OLOZAGARRE	ESP
Judge No.4	Ms. Merja KOSONEN	FIN
Judge No.5	Ms. Tomie FUKUDOME	JPN
Judge No.6	Ms. Julia ANDREEVA	RUS
Judge No.7	Ms. Jung Sue LEE	KOR
Judge No.8	Ms. Wei SHI	CHN
Judge No.9	Ms. Jean SENFT	CAN

Data/Replay Operator

Data Operator	Mr. Soltan KOKOEV	ISU
Replay Operator	Ms. Julia DEGENHARDT	ISU

ISU Grand Prix of Figure Skating Final 2018

RESULTS

JUNIOR LADIES SHORT PROGRAM

Pl.	Name	Nation	Total Segment Score
1	Alena KOSTORNAIA	RUS	76.32
2	Alexandra TRUSOVA	RUS	74.43
3	Alena KANYSHEVA	RUS	68.66
4	Yelim KIM	KOR	62.51
5	Anastasia TARAKANOVA	RUS	61.78
6	Anna SHCHERBAKOVA	RUS	56.26

Printed: 06/12/18 18:27:07

ISU Grand Prix of Figure Skating Final 2018

JUNIOR LADIES SHORT PROGRAM

JUDGES DETAILS PER SKATER

Rank	Name	Nation	Starting Number	Total Segment Score	Total Element Score	Program Score (factored)	Total Component Score (factored)	Total Deductions
1	Alena KOSTORNAIA	RUS	6	76.32	43.43		32.89	0.00

#	Executed Elements	Info	Base Value	GOE	J1	J2	J3	J4	J5	J6	J7	J8	J9	Ref	Scores of Panel
1	2A		3.30	1.41	4	5	5	2	4	5	3	4	5		4.71
2	3F		5.30	1.97	4	4	5	2	3	3	3	4	5		7.27
3	FCSp4		3.20	1.28	4	4	5	2	4	4	4	4	4		4.48
4	3Lz+3T	x	11.11	2.19	4	3	4	2	3	4	4	4	5		13.30
5	CCoSp4		3.50	1.30	4	2	5	2	3	4	4	4	5		4.80
6	StSq4		3.90	1.34	3	5	4	3	3	4	3	3	4		5.24
7	LSp4		2.70	0.93	4	2	4	2	3	4	3	4	5		3.63
			33.01												43.43
	Program Components			Factor											
	Skating Skills			0.80	8.25	8.25	9.00	8.50	7.75	8.25	7.50	8.50	8.25		8.25
	Transitions			0.80	8.00	8.00	8.50	8.00	7.50	8.00	7.50	8.25	8.25		8.00
	Performance			0.80	8.00	8.50	9.00	8.25	8.00	8.25	7.75	8.50	8.50		8.29
	Composition			0.80	8.25	8.00	8.75	8.50	7.75	8.25	7.75	8.50	8.25		8.21
	Interpretation of the Music			0.80	8.25	8.75	9.00	8.25	7.75	8.25	7.50	8.75	8.50		8.36
	Judges Total Program Component Score (factored)														32.89

Deductions	0.00
-------------------	-------------

x Credit for highlight distribution, base value multiplied by 1.1

Rank	Name	Nation	Starting Number	Total Segment Score	Total Element Score	Program Score (factored)	Total Component Score (factored)	Total Deductions
2	Alexandra TRUSOVA	RUS	5	74.43	42.88		31.55	0.00

#	Executed Elements	Info	Base Value	GOE	J1	J2	J3	J4	J5	J6	J7	J8	J9	Ref	Scores of Panel
1	2A		3.30	1.32	4	4	5	2	3	4	4	4	5		4.62
2	3F		5.30	1.97	4	4	5	1	3	3	3	4	5		7.27
3	CCoSp4		3.50	0.95	3	3	4	1	2	3	2	3	3		4.45
4	3Lz+3Lo	x	11.88	1.94	3	2	4	1	3	4	3	4	4		13.82
5	FCSp4		3.20	0.91	3	2	4	2	2	3	3	4	3		4.11
6	StSq4		3.90	1.28	3	2	4	2	3	3	4	4	4		5.18
7	LSp4		2.70	0.73	3	1	4	-1	2	3	3	3	4		3.43
			33.78												42.88
	Program Components			Factor											
	Skating Skills			0.80	7.75	7.50	8.25	7.75	7.50	8.00	7.75	9.00	8.00		7.86
	Transitions			0.80	7.75	7.75	8.25	7.50	7.25	8.00	7.50	8.50	7.75		7.79
	Performance			0.80	7.50	8.25	8.50	8.00	7.50	8.25	8.00	8.75	8.00		8.07
	Composition			0.80	7.75	7.50	8.25	7.50	7.25	8.25	7.75	8.50	7.75		7.82
	Interpretation of the Music			0.80	7.50	7.25	8.50	7.75	7.50	8.00	8.00	8.75	8.00		7.89
	Judges Total Program Component Score (factored)														31.55

Deductions	0.00
-------------------	-------------

x Credit for highlight distribution, base value multiplied by 1.1

ISU Grand Prix of Figure Skating Final 2018

JUNIOR LADIES SHORT PROGRAM

JUDGES DETAILS PER SKATER

Rank	Name	Nation	Starting Number	Total Segment Score	Total Element Score	Program Score (factored)	Total Component Score (factored)	Total Deductions
3	Alena KANYSHEVA	RUS	3	68.66	39.10		29.56	0.00

#	Executed Elements	Info	Base Value	GOE	J1	J2	J3	J4	J5	J6	J7	J8	J9	Ref	Scores of Panel
1	2A		3.30	0.90	3	3	4	1	2	2	2	3	4		4.20
2	FCSp4		3.20	0.78	2	1	3	1	3	3	2	3	4		3.98
3	3F		5.30	1.51	3	3	4	0	3	3	2	2	4		6.81
4	3Lz+3T	x	11.11	1.52	2	3	3	0	3	3	2	2	3		12.63
5	LSp4		2.70	0.23	0	0	1	-1	2	2	-1	2	3		2.93
6	StSq3		3.30	0.80	2	2	4	2	2	3	2	3	3		4.10
7	CCoSp4		3.50	0.95	3	3	3	1	2	3	2	3	4		4.45
			32.41												39.10
	Program Components			Factor											
	Skating Skills			0.80	7.50	7.50	7.50	7.75	7.25	7.50	7.00	7.75	7.75		7.54
	Transitions			0.80	7.25	7.00	7.00	7.50	7.00	7.75	6.75	7.50	7.25		7.21
	Performance			0.80	7.50	7.25	7.50	7.25	7.00	7.50	7.25	7.75	7.50		7.39
	Composition			0.80	7.50	7.50	7.25	7.50	7.00	7.75	7.00	7.50	7.75		7.43
	Interpretation of the Music			0.80	7.00	7.25	7.50	7.50	7.25	7.75	7.00	7.75	7.50		7.39
	Judges Total Program Component Score (factored)														29.56

Deductions	0.00
-------------------	-------------

x Credit for highlight distribution, base value multiplied by 1.1

Rank	Name	Nation	Starting Number	Total Segment Score	Total Element Score	Program Score (factored)	Total Component Score (factored)	Total Deductions
4	Yelim KIM	KOR	4	62.51	33.33		29.18	0.00

#	Executed Elements	Info	Base Value	GOE	J1	J2	J3	J4	J5	J6	J7	J8	J9	Ref	Scores of Panel
1	3Lz+3T<	<	9.05	-1.43	-3	-3	-3	-2	-2	-2	-2	-3	-2		7.62
2	2A		3.30	0.85	3	4	3	2	2	2	2	3	3		4.15
3	FCSp4		3.20	0.46	1	1	2	0	1	1	2	2	2		3.66
4	3F	x	5.83	1.44	1	4	3	1	2	3	3	3	4		7.27
5	CCoSp4		3.50	0.95	2	3	3	2	2	3	3	4	3		4.45
6	StSq3		3.30	0.75	2	3	2	2	2	2	3	3	2		4.05
7	SSp2		1.60	0.53	4	4	5	3	2	3	2	3	4		2.13
			29.78												33.33
	Program Components			Factor											
	Skating Skills			0.80	7.50	7.75	7.25	7.75	7.00	7.25	7.25	7.75	7.25		7.43
	Transitions			0.80	7.00	7.50	6.75	7.50	6.50	7.00	7.00	7.50	6.75		7.07
	Performance			0.80	7.25	7.25	7.00	8.25	7.00	7.25	7.00	7.75	7.25		7.25
	Composition			0.80	7.50	7.25	7.25	7.75	7.00	7.25	7.25	7.75	7.25		7.36
	Interpretation of the Music			0.80	7.00	7.50	7.00	8.00	7.25	7.25	7.00	8.00	7.50		7.36
	Judges Total Program Component Score (factored)														29.18

Deductions	0.00
-------------------	-------------

< Under-rotated jump x Credit for highlight distribution, base value multiplied by 1.1

ISU Grand Prix of Figure Skating Final 2018

JUNIOR LADIES SHORT PROGRAM

JUDGES DETAILS PER SKATER

Rank	Name	Nation	Starting Number	Total Segment Score	Total Element Score	Total Program Component Score (factored)	Total Deductions
5	Anastasia TARAKANOVA	RUS	1	61.78	33.35	28.43	0.00

#	Executed Elements	Info	Base Value	GOE	J1	J2	J3	J4	J5	J6	J7	J8	J9	Ref	Scores of Panel
1	3F		5.30	-0.61	-1	-2	0	0	-1	-1	-1	-2	-3		4.69
2	FCSp4		3.20	0.64	2	2	2	2	1	2	2	3	2		3.84
3	2A		3.30	0.94	3	2	4	2	2	3	3	4	3		4.24
4	StSq3		3.30	0.47	1	2	1	1	1	1	2	3	2		3.77
5	3Lz+3T<	<	9.96	x -0.93	-2	-2	-1	-2	-2	-1	-2	-1	-1		9.03
6	CCoSp4		3.50	1.00	3	4	5	2	2	2	3	3	3		4.50
7	LSp4		2.70	0.58	2	1	3	2	2	2	2	3	2		3.28
			31.26												33.35
	Program Components			Factor											
	Skating Skills			0.80	7.25	7.25	7.25	8.00	7.25	7.25	6.75	7.25	7.25		7.25
	Transitions			0.80	7.00	7.00	6.75	7.50	7.00	7.00	6.50	7.25	6.75		6.96
	Performance			0.80	7.00	7.00	6.75	8.00	6.75	6.75	6.75	7.50	7.25		7.00
	Composition			0.80	7.25	7.50	7.00	7.75	7.00	7.25	7.00	7.25	7.25		7.21
	Interpretation of the Music			0.80	7.25	7.00	7.00	8.00	7.00	7.00	6.75	7.50	7.00		7.11
	Judges Total Program Component Score (factored)														28.43

Deductions	0.00
-------------------	-------------

< Under-rotated jump x Credit for highlight distribution, base value multiplied by 1.1

Rank	Name	Nation	Starting Number	Total Segment Score	Total Element Score	Total Program Component Score (factored)	Total Deductions
6	Anna SHCHERBAKOVA	RUS	2	56.26	27.37	29.89	1.00

#	Executed Elements	Info	Base Value	GOE	J1	J2	J3	J4	J5	J6	J7	J8	J9	Ref	Scores of Panel
1	2A		3.30	-1.65	-4	-5	-5	-5	-5	-5	-5	-5	-5		1.65
2	3F		5.30	1.44	4	2	2	1	2	4	2	3	4		6.74
3	FCSp3		2.80	0.04	0	3	0	0	0	-1	-1	1	1		2.84
4	3Lz+COMBO	x	6.49	-2.95	-5	-5	-5	-5	-5	-5	-5	-5	-5		3.54
5	LSp4		2.70	0.85	3	2	5	2	2	4	3	4	4		3.55
6	StSq3		3.30	0.90	3	2	2	3	2	3	3	3	4		4.20
7	CCoSp4		3.50	1.35	3	3	5	1	3	5	3	5	5		4.85
			27.39												27.37
	Program Components			Factor											
	Skating Skills			0.80	7.75	7.25	7.25	8.25	7.00	7.50	6.75	8.25	7.50		7.50
	Transitions			0.80	7.50	7.50	7.00	8.00	7.00	7.75	6.50	8.25	7.25		7.43
	Performance			0.80	7.50	6.75	6.25	8.50	7.25	7.25	6.50	8.00	7.50		7.25
	Composition			0.80	8.00	7.50	7.25	7.75	7.00	8.00	7.00	8.25	7.50		7.57
	Interpretation of the Music			0.80	7.75	7.25	7.00	8.25	7.25	7.75	7.25	8.25	7.75		7.61
	Judges Total Program Component Score (factored)														29.89

Deductions	Falls: -1.00	-1.00
-------------------	--------------	--------------

x Credit for highlight distribution, base value multiplied by 1.1

printed: 06/12/18 18:27:13

ISU Grand Prix of Figure Skating Final 2018

RESULTS

JUNIOR LADIES FREE SKATING

Pl.	Name	Nation	Total Segment Score
1	Alena KOSTORNAIA	RUS	141.66
2	Alexandra TRUSOVA	RUS	140.77
3	Alena KANYSHEVA	RUS	129.48
4	Anastasia TARAKANOVA	RUS	128.68
5	Anna SHCHERBAKOVA	RUS	125.57
6	Yelim KIM	KOR	115.40

Printed: 08/12/18 16:06:56

ISU Grand Prix of Figure Skating Final 2018

JUNIOR LADIES FREE SKATING

JUDGES DETAILS PER SKATER

Rank	Name	Nation	Starting Number	Total Segment Score	Total Element Score	Program Component Score (factored)	Total Deductions
1	Alena KOSTORNAIA	RUS	4	141.66	74.37	67.29	0.00

#	Executed Elements	Info	Base Value	GOE	J1	J2	J3	J4	J5	J6	J7	J8	J9	Ref	Scores of Panel	
1	2A		3.30	1.32	4	5	4	4	3	5	3	4	4		4.62	
2	3Lo		4.90	1.82	4	3	3	3	4	4	4	4	4		6.72	
3	3Lz+2T+2T		8.50	2.02	3	4	4	3	3	2	3	4	4		10.52	
4	2A		3.30	1.27	4	4	4	3	4	4	3	4	4		4.57	
5	FCCoSp4		3.50	1.15	3	4	3	3	3	4	3	4	3		4.65	
6	3F+3T		10.45	x 2.20	4	3	3	4	4	4	5	5	5		12.65	
7	3S+3T		9.35	x 0.61	2	1	1	2	1	1	2	1	2		9.96	
8	3F		5.83	x 1.06	2	2	1	2	2	2	2	2	2		6.89	
9	CCoSp4		3.50	1.20	3	4	3	3	3	4	3	5	4		4.70	
10	StSq4		3.90	1.45	3	3	4	4	3	4	4	4	4		5.35	
11	LSp4		2.70	1.04	5	3	4	2	4	4	3	5	4		3.74	
			59.23												74.37	
Program Components						Factor										
Skating Skills						1.60	8.25	8.75	8.50	7.50	8.25	8.50	8.25	9.00	8.25	8.39
Transitions						1.60	8.25	8.50	8.25	7.00	8.00	8.50	8.25	8.75	8.00	8.25
Performance						1.60	8.50	9.00	8.50	7.25	8.25	9.00	8.50	8.75	8.50	8.57
Composition						1.60	8.50	8.25	8.50	7.00	8.00	8.75	8.25	8.75	8.50	8.39
Interpretation of the Music						1.60	8.25	8.75	8.50	7.50	8.25	8.75	8.25	9.00	8.50	8.46
Judges Total Program Component Score (factored)														67.29		

Deductions	0.00
-------------------	-------------

x Credit for highlight distribution, base value multiplied by 1.1

Rank	Name	Nation	Starting Number	Total Segment Score	Total Element Score	Program Component Score (factored)	Total Deductions
2	Alexandra TRUSOVA	RUS	5	140.77	79.41	62.36	1.00

#	Executed Elements	Info	Base Value	GOE	J1	J2	J3	J4	J5	J6	J7	J8	J9	Ref	Scores of Panel	
1	4Lz		11.50	-3.45	-4	-4	-3	-2	-2	-3	-3	-2	-4		8.05	
2	4Lz<+REP	<	6.04	-4.32	-5	-5	-5	-5	-5	-5	-5	-5	-5		1.72	
3	4T		9.50	0.54	2	1	-1	0	2	1	2	-1	-1		10.04	
4	2A+3T		7.50	0.90	2	1	1	2	3	2	3	3	2		8.40	
5	FCCoSp4		3.50	0.80	1	1	2	2	3	3	3	4	2		4.30	
6	3Lz+3Lo		11.88	x 0.51	1	0	1	0	2	2	2	-1	0		12.39	
7	3Lz+1Eu+3S		11.77	x 1.52	3	2	3	2	3	3	3	2	2		13.29	
8	CCoSp4		3.50	0.90	3	1	3	-1	3	3	3	3	2		4.40	
9	3F		5.83	x 1.67	3	3	4	2	4	3	3	4	2		7.50	
10	FCSp4		3.20	1.05	4	4	3	3	3	2	3	4	3		4.25	
11	StSq4		3.90	1.17	3	3	4	1	3	3	4	3	2		5.07	
			78.12												79.41	
Program Components						Factor										
Skating Skills						1.60	7.75	7.50	8.75	6.75	7.75	8.00	8.00	8.50	8.00	7.93
Transitions						1.60	7.75	7.50	8.25	6.50	7.75	7.50	7.75	8.00	7.50	7.68
Performance						1.60	7.50	7.25	8.00	6.75	7.50	8.00	7.75	8.00	7.50	7.64
Composition						1.60	8.00	7.00	8.75	7.25	8.00	7.75	8.00	8.25	7.75	7.86
Interpretation of the Music						1.60	7.75	7.50	8.50	6.75	7.75	8.00	8.25	8.25	7.50	7.86
Judges Total Program Component Score (factored)														62.36		

Deductions	Falls: -1.00	-1.00
-------------------	--------------	--------------

< Under-rotated jump x Credit for highlight distribution, base value multiplied by 1.1 REP Jump repetition

ISU Grand Prix of Figure Skating Final 2018

JUNIOR LADIES FREE SKATING

JUDGES DETAILS PER SKATER

Rank	Name	Nation	Starting Number	Total Segment Score	Total Element Score	Program Component Score (factored)	Total Deductions
3	Alena KANY SHEVA	RUS	6	129.48	68.17	61.31	0.00

#	Executed Elements	Info	Base Value	GOE	J1	J2	J3	J4	J5	J6	J7	J8	J9	Ref	Scores of Panel	
1	2A		3.30	0.99	3	3	3	3	3	3	3	4	3		4.29	
2	3Lz		5.90	1.85	3	2	4	3	3	3	3	4	3		7.75	
3	FCCoSp3		3.00	0.90	3	3	3	4	2	3	3	4	2		3.90	
4	LSp4		2.70	0.69	2	2	1	2	3	4	1	4	4		3.39	
5	2A		3.30	0.71	2	2	2	2	3	2	2	3	2		4.01	
6	3Lo		4.90	1.19	2	3	3	3	2	2	2	3	2		6.09	
7	3Lz+3T		11.11	x 1.35	2	3	3	3	2	2	2	1	2		12.46	
8	3F+1Eu+3S<	<	9.93	x -0.38	-1	-1	-1	-1	0	-1	0	-1	1		9.55	
9	StSq3		3.30	0.99	2	4	3	4	2	3	3	3	3		4.29	
10	3F+2T		7.26	x 0.98	1	2	2	2	3	1	2	2	2		8.24	
11	CCoSp4		3.50	0.70	3	1	3	1	2	3	2	1	2		4.20	
			58.20												68.17	
Program Components				Factor												
Skating Skills				1.60	7.75	7.75	8.25	7.00	7.50	7.25	7.75	7.50	7.50			7.57
Transitions				1.60	7.50	8.00	8.25	7.25	7.00	7.75	7.50	7.25	7.50			7.54
Performance				1.60	7.75	7.75	8.50	7.50	7.50	7.50	7.75	7.75	7.75			7.68
Composition				1.60	7.50	8.25	8.00	7.50	7.25	7.75	7.75	7.75	7.75			7.71
Interpretation of the Music				1.60	7.50	8.25	8.25	7.25	7.50	8.25	7.75	7.75	7.75			7.82
Judges Total Program Component Score (factored)															61.31	

Deductions	0.00
-------------------	-------------

< Under-rotated jump x Credit for highlight distribution, base value multiplied by 1.1

Rank	Name	Nation	Starting Number	Total Segment Score	Total Element Score	Program Component Score (factored)	Total Deductions
4	Anastasia TARA KANOVA	RUS	2	128.68	70.89	57.79	0.00

#	Executed Elements	Info	Base Value	GOE	J1	J2	J3	J4	J5	J6	J7	J8	J9	Ref	Scores of Panel	
1	3Lz		5.90	2.19	4	4	3	4	3	4	3	4	4		8.09	
2	3Lo		4.90	1.26	2	2	2	3	3	3	2	3	3		6.16	
3	2A		3.30	0.90	3	2	4	3	3	2	2	3	3		4.20	
4	CCoSp4		3.50	0.95	3	3	2	3	2	3	3	3	2		4.45	
5	2A		3.30	0.85	3	1	2	3	2	2	3	4	3		4.15	
6	3F+1Eu+3S		11.11	x 0.83	1	1	1	2	2	2	2	1	3		11.94	
7	3Lz+3T		11.11	x 0.25	0	1	0	0	1	1	1	0	0		11.36	
8	3F+2T		7.26	x 0.61	1	1	1	0	2	1	1	1	2		7.87	
9	LSp4		2.70	0.62	3	1	2	2	2	2	2	3	3		3.32	
10	StSq4		3.90	0.95	2	2	2	3	2	3	2	3	3		4.85	
11	FCCoSp4		3.50	1.00	4	3	3	2	1	2	3	4	3		4.50	
			60.48												70.89	
Program Components				Factor												
Skating Skills				1.60	7.50	7.00	7.50	7.00	7.25	7.50	7.25	7.75	7.50			7.36
Transitions				1.60	7.00	6.75	7.00	6.50	7.00	7.25	7.50	7.25	7.00			7.04
Performance				1.60	7.25	7.00	7.50	6.75	7.00	7.50	7.50	7.75	7.25			7.29
Composition				1.60	7.50	7.00	7.25	6.25	7.25	7.25	7.50	7.25	7.25			7.25
Interpretation of the Music				1.60	7.25	6.75	7.00	6.50	7.00	7.50	7.25	7.75	7.50			7.18
Judges Total Program Component Score (factored)															57.79	

Deductions	0.00
-------------------	-------------

x Credit for highlight distribution, base value multiplied by 1.1

ISU Grand Prix of Figure Skating Final 2018

JUNIOR LADIES FREE SKATING

JUDGES DETAILS PER SKATER

Rank	Name	Nation	Starting Number	Total Segment Score	Total Element Score	Program Component Score (factored)	Total Deductions
5	Anna SHCHERBAKOVA	RUS	3	125.57	67.03	60.54	2.00

#	Executed Elements	Info	Base Value	GOE	J1	J2	J3	J4	J5	J6	J7	J8	J9	Ref	Scores of Panel
1	4Lz<<	<<	5.90	-2.95	-5	-5	-5	-5	-5	-5	-5	-5	-5		2.95
2	4Lz+REP		8.05	-5.75	-5	-5	-5	-5	-5	-5	-5	-5	-5		2.30
3	2A+3T		7.50	1.20	3	3	2	2	3	3	3	3	3		8.70
4	2A		3.30	0.85	3	1	3	2	3	2	2	4	3		4.15
5	CCoSp4		3.50	0.95	4	3	2	2	2	3	3	5	2		4.45
6	3Lz+3Lo		11.88	x 1.52	2	1	1	3	2	3	3	4	4		13.40
7	3F+1Eu+3S<	<	9.93	x 0.08	0	-1	0	1	0	-1	1	1	0		10.01
8	3Lz	x	6.49	x 2.02	4	3	4	4	3	3	3	5	3		8.51
9	FCCoSp4		3.50	0.80	3	0	1	2	2	3	2	4	3		4.30
10	StSq3		3.30	0.99	3	3	2	1	3	3	3	4	4		4.29
11	LSp4		2.70	1.27	5	3	5	5	4	5	4	5	5		3.97
			66.05												67.03
Program Components				Factor											
Skating Skills				1.60	8.00	7.25	8.00	6.75	7.25	7.75	7.50	8.50	7.75		7.64
Transitions				1.60	7.75	7.50	7.75	6.75	7.25	7.50	7.50	8.25	7.50		7.54
Performance				1.60	7.50	7.25	7.25	6.50	7.00	7.75	7.50	8.50	7.50		7.39
Composition				1.60	8.00	6.75	8.00	6.75	7.25	8.00	7.75	8.50	7.75		7.64
Interpretation of the Music				1.60	7.75	7.25	7.75	6.75	7.25	8.00	7.50	8.50	8.00		7.64
Judges Total Program Component Score (factored)															60.54

Deductions	Falls: -2.00	-2.00
-------------------	--------------	--------------

< Under-rotated jump << Downgraded jump x Credit for highlight distribution, base value multiplied by 1.1 REP Jump repetition

Rank	Name	Nation	Starting Number	Total Segment Score	Total Element Score	Program Component Score (factored)	Total Deductions
6	Yelim KIM	KOR	1	115.40	57.66	58.74	1.00

#	Executed Elements	Info	Base Value	GOE	J1	J2	J3	J4	J5	J6	J7	J8	J9	Ref	Scores of Panel
1	3Lz+3T<	!	9.05	-0.76	-3	-1	-3	0	1	-1	-1	-3	0		8.29
2	2A+3T		7.50	1.02	1	2	2	3	3	3	2	2	3		8.52
3	3Lo		4.90	1.05	-1	2	1	2	2	2	3	3	3		5.95
4	CCoSp3		3.00	0.90	4	4	2	3	2	3	3	4	2		3.90
5	3S		4.30	1.04	1	4	2	2	2	3	2	3	3		5.34
6	StSq2		2.60	0.67	2	3	2	3	2	1	3	3	3		3.27
7	3Lz+2T+2Lo	!	9.79	x 0.00	0	2	-1	1	0	0	0	-2	0		9.79
8	3F<	<	4.38	x -1.99	-5	-5	-5	-5	-5	-5	-5	-5	-5		2.39
9	FCSp4		3.20	0.69	3	1	2	2	2	2	3	3	1		3.89
10	2A	x	3.63	x 0.61	1	2	1	2	3	1	2	3	2		4.24
11	SSp2		1.60	0.48	4	4	3	3	2	3	3	3	2		2.08
			53.95												57.66
Program Components				Factor											
Skating Skills				1.60	7.50	7.50	7.00	7.25	7.50	7.50	7.50	7.75	7.50		7.46
Transitions				1.60	7.25	7.25	7.00	7.00	7.00	6.75	7.25	7.50	7.25		7.14
Performance				1.60	7.25	7.25	6.75	7.25	7.25	7.25	7.25	7.75	7.50		7.29
Composition				1.60	7.50	7.75	7.50	7.25	7.25	7.25	7.50	8.00	7.50		7.46
Interpretation of the Music				1.60	7.00	7.50	7.00	7.00	7.50	7.50	7.50	7.50	7.50		7.36
Judges Total Program Component Score (factored)															58.74

Deductions	Falls: -1.00	-1.00
-------------------	--------------	--------------

< Under-rotated jump x Credit for highlight distribution, base value multiplied by 1.1 ! Not clear edge

ISU Grand Prix of Figure Skating Final 2018

JUNIOR PAIRS

Thunderbird Arena	06 Dec 2018 08 Dec 2018	Short Program Free Skating
--------------------------	----------------------------	-------------------------------

Size of Skating Area	:	26m*60m
Ice Conditions	:	very good
Number of Entries	:	6
Number of Participants	:	6

Entry Withdrawn	:	
-----------------	---	--

Short Program			
Duration	:	2:40	+ - 10 Sec.
Segment Factor	:	1.00	
Program Component Factors			
	Skating Skills		0.80
	Transitions		0.80
	Performance		0.80
	Composition		0.80
	Interpretation of the Music		0.80

Free Skating			
Duration	:	3:30	+ - 10 Sec.
Segment Factor	:	1.00	
Program Components Factors			
	Skating Skills		1.60
	Transitions		1.60
	Performance		1.60
	Composition		1.60
	Interpretation of the Music		1.60

ISU Grand Prix of Figure Skating Final 2018

RESULTS

JUNIOR PAIRS FINAL RESULT

Pl.	Name	Nation	Total Score	SP	FS
1	Anastasia MISHINA / Aleksandr GALLIAMOV	RUS	190.63	3	1
2	Polina KOSTIUKOVICH / Dmitrii IALIN	RUS	189.53	1	2
3	Apollinariia PANFILOVA / Dmitry RYLOV	RUS	186.59	2	3
4	Kseniia AKHANTEVA / Valerii KOLESOV	RUS	172.51	4	4
5	Anastasia POLUIANOVA / Dmitry SOPOT	RUS	158.33	5	5
Withdrawn					
	Sarah FENG / TJ NYMAN	USA	49.82	6	



Ms. Rita ZONNEKEYN ISU

Referee



Ms. Kerstin KIMMINUS ISU

Technical Controller

Printed: 08/12/18 17:23:26

ISU Grand Prix of Figure Skating Final 2018

PANEL OF JUDGES

JUNIOR PAIRS

Officials

Technical Controller	Ms. Kerstin KIMMINUS	ISU
Technical Specialist	Ms. Laurene COLLIN-KNOBLAUCH	ISU
Assistant Technical Specialist	Ms. Whitney GAYNOR	ISU

Judges

Referee	Ms. Rita ZONNEKEYN	ISU
Judge No.1	Ms. Masako KUBOTA	JPN
Judge No.2	Ms. Olga KOZHEMYAKINA	RUS
Judge No.3	Ms. Andrea DERBY	CAN
Judge No.4	Ms. Kristina LUNDGREN	USA
Judge No.5	Ms. Raffaella LOCATELLI	ITA
Judge No.6	Ms. Florence VUYLSTEKER	FRA
Judge No.7	Ms. Jana BAUDYSOVA	CZE
Judge No.8	Ms. Wei SHI	CHN
Judge No.9	Ms. Merja KOSONEN	FIN

Data/Replay Operator

Data Operator	Mr. Soltan KOKOEV	ISU
Replay Operator	Ms. Julia DEGENHARDT	ISU

ISU Grand Prix of Figure Skating Final 2018

RESULTS

JUNIOR PAIRS SHORT PROGRAM

Pl.	Name	Nation	Total Segment Score
1	Polina KOSTIUKOVICH / Dmitrii IALIN	RUS	66.84
2	Apollinariia PANFILOVA / Dmitry RYLOV	RUS	66.44
3	Anastasia MISHINA / Aleksandr GALLIAMOV	RUS	64.37
4	Kseniia AKHANTEVA / Valerii KOLESOV	RUS	62.04
5	Anastasia POLUIANOVA / Dmitry SOPOT	RUS	59.28
6	Sarah FENG / TJ NYMAN	USA	49.82

Printed: 06/12/18 17:20:24

ISU Grand Prix of Figure Skating Final 2018

JUNIOR PAIRS SHORT PROGRAM

JUDGES DETAILS PER SKATER

Rank	Name	Nation	Starting Number	Total Segment Score	Total Element Score	Program Component Score (factored)	Total Deductions
1	Polina KOSTIUKOVICH / Dmitrii IALIN	RUS	6	66.84	36.93	29.91	0.00

#	Executed Elements	Info	Base Value	GOE	J1	J2	J3	J4	J5	J6	J7	J8	J9	Ref	Scores of Panel
1	3Tw3		5.70	2.12	4	5	4	4	4	4	3	3	3		7.82
2	2A		3.30	0.42	2	2	1	1	0	2	1	0	2		3.72
3	3STh		4.40	1.01	2	3	2	2	2	3	3	2	1		5.41
4	4Li4		5.10	1.82	4	3	3	4	3	5	4	3	4		6.92
5	BoDs3		4.30	1.04	3	3	0	2	2	3	2	3	2		5.34
6	StSq3		3.30	0.61	4	2	1	3	1	1	2	3	1		3.91
7	CCoSp3		3.00	0.81	3	3	2	3	2	1	3	3	3		3.81
			29.10												36.93
	Program Components			Factor											
	Skating Skills			0.80	8.00	7.25	7.50	7.25	7.50	7.25	7.50	7.25	8.00		7.46
	Transitions			0.80	7.75	7.00	7.25	7.25	7.25	7.00	7.25	7.00	8.00		7.25
	Performance			0.80	8.00	7.50	7.25	7.50	8.00	7.75	7.50	7.50	8.25		7.68
	Composition			0.80	8.00	7.25	7.00	7.50	7.50	7.25	7.50	7.25	8.00		7.46
	Interpretation of the Music			0.80	7.75	7.50	7.25	7.50	7.75	6.50	7.50	7.50	8.00		7.54
	Judges Total Program Component Score (factored)														29.91

Deductions	0.00
-------------------	-------------

Rank	Name	Nation	Starting Number	Total Segment Score	Total Element Score	Program Component Score (factored)	Total Deductions
2	Apollinariia PANFILOVA / Dmitry RYLOV	RUS	4	66.44	37.14	29.30	0.00

#	Executed Elements	Info	Base Value	GOE	J1	J2	J3	J4	J5	J6	J7	J8	J9	Ref	Scores of Panel
1	3Tw3		5.70	2.20	4	5	5	4	3	4	3	4	3		7.90
2	2A		3.30	0.61	4	3	0	2	1	2	2	2	1		3.91
3	3STh		4.40	1.32	3	4	4	3	3	3	3	2	2		5.72
4	4Li4		5.10	1.82	4	4	4	4	4	4	2	3	2		6.92
5	BoDs2		3.90	0.84	3	1	1	3	2	3	2	3	1		4.74
6	StSq3		3.30	0.80	3	2	2	3	1	2	2	3	3		4.10
7	FCCoSp4		3.50	0.35	3	2	-1	2	0	-1	2	2	0		3.85
			29.20												37.14
	Program Components			Factor											
	Skating Skills			0.80	7.75	7.75	7.75	7.25	7.50	7.50	7.25	7.00	8.00		7.54
	Transitions			0.80	7.75	7.25	7.00	7.00	7.00	6.75	7.00	6.75	7.25		7.04
	Performance			0.80	8.00	7.50	7.25	7.50	7.25	7.25	7.25	7.00	7.50		7.36
	Composition			0.80	8.00	7.75	7.50	7.25	7.50	7.00	7.00	7.00	7.50		7.36
	Interpretation of the Music			0.80	7.75	7.50	7.25	7.50	7.25	7.00	7.25	7.25	7.25		7.32
	Judges Total Program Component Score (factored)														29.30

Deductions	0.00
-------------------	-------------

ISU Grand Prix of Figure Skating Final 2018

JUNIOR PAIRS SHORT PROGRAM

JUDGES DETAILS PER SKATER

Rank	Name	Nation	Starting Number	Total Segment Score	Total Element Score	Program Score (factored)	Total Component Score (factored)	Total Deductions
3	Anastasia MISHINA / Aleksandr GALLIAMOV	RUS	3	64.37	35.82		28.55	0.00

#	Executed Elements	Info	Base Value	GOE	J1	J2	J3	J4	J5	J6	J7	J8	J9	Ref	Scores of Panel
1	3Tw3		5.70	1.55	3	3	3	3	1	3	2	3	2		7.25
2	3STh		4.40	1.01	3	2	1	2	1	3	2	3	3		5.41
3	2A		3.30	-0.14	-1	1	-1	0	-1	0	0	0	-2		3.16
4	4Li4		5.10	0.22	1	1	0	0	1	0	0	2	0		5.32
5	StSq4		3.90	0.84	3	1	0	3	1	2	2	4	3		4.74
6	CCoSp4		3.50	0.60	2	2	1	2	2	1	1	3	2		4.10
7	BoDs4		4.70	1.14	4	2	1	3	1	2	2	4	3		5.84
			30.60												35.82
	Program Components			Factor											
	Skating Skills			0.80	7.75	7.50	6.25	7.25	7.25	7.00	6.75	7.50	8.00		7.29
	Transitions			0.80	7.50	7.25	6.75	7.00	6.75	6.75	6.50	7.00	7.75		7.00
	Performance			0.80	7.75	7.50	6.25	7.00	7.00	6.75	6.75	7.50	8.25		7.18
	Composition			0.80	7.75	7.75	6.50	7.25	6.50	6.75	6.50	7.25	8.00		7.11
	Interpretation of the Music			0.80	7.75	7.50	6.00	7.00	6.50	6.75	6.75	7.50	8.25		7.11
	Judges Total Program Component Score (factored)														28.55

Deductions	0.00
-------------------	-------------

Rank	Name	Nation	Starting Number	Total Segment Score	Total Element Score	Program Score (factored)	Total Component Score (factored)	Total Deductions
4	Kseniia AKHANTEVA / Valerii KOLESOV	RUS	1	62.04	34.87		27.17	0.00

#	Executed Elements	Info	Base Value	GOE	J1	J2	J3	J4	J5	J6	J7	J8	J9	Ref	Scores of Panel
1	3Tw3		5.70	1.47	3	2	2	3	2	3	1	3	3		7.17
2	3STh		4.40	1.57	4	4	3	4	3	4	4	3	3		5.97
3	2A<	<	2.48	-0.46	-2	-1	-3	-1	-2	-2	-3	-2	0		2.02
4	4Li4		5.10	1.46	3	3	3	3	3	3	3	2	2		6.56
5	BoDs4		4.70	1.41	3	3	3	3	3	3	3	2	3		6.11
6	CCoSp4		3.50	0.00	0	0	0	0	-1	1	1	-2	0		3.50
7	StSq3		3.30	0.24	3	1	0	2	1	1	0	0	0		3.54
			29.18												34.87
	Program Components			Factor											
	Skating Skills			0.80	7.50	7.00	6.75	6.50	7.00	7.00	7.00	6.25	7.25		6.93
	Transitions			0.80	7.25	6.50	6.25	6.50	6.50	6.75	6.50	6.00	7.50		6.61
	Performance			0.80	7.75	7.00	6.25	6.75	6.50	7.00	6.75	6.25	7.00		6.75
	Composition			0.80	7.50	6.75	6.50	7.00	6.75	7.00	6.75	6.50	7.50		6.89
	Interpretation of the Music			0.80	7.50	6.75	6.75	6.75	6.50	6.75	6.75	6.25	7.25		6.79
	Judges Total Program Component Score (factored)														27.17

Deductions	0.00
-------------------	-------------

< Under-rotated jump

ISU Grand Prix of Figure Skating Final 2018

JUNIOR PAIRS SHORT PROGRAM

JUDGES DETAILS PER SKATER

Rank	Name	Nation	Starting Number	Total Segment Score	Total Element Score	Total Program Component Score (factored)	Total Deductions
5	Anastasia POLUIANOVA / Dmitry SOPOT	RUS	5	59.28	31.65	27.63	0.00

#	Executed Elements	Info	Base Value	GOE	J1	J2	J3	J4	J5	J6	J7	J8	J9	Ref	Scores of Panel
1	2A<	<	2.48	-0.50	-2	-1	-3	-1	-2	-2	-3	-3	-1		1.98
2	3Tw1		5.10	0.66	-1	1	1	2	2	1	1	3	1		5.76
3	3STh		4.40	1.07	2	4	2	3	2	2	3	3	2		5.47
4	4Li4		5.10	1.24	2	3	2	2	2	3	3	3	2		6.34
5	BoDs3		4.30	0.92	3	2	2	2	2	2	1	2	3		5.22
6	StSq4		3.90	0.28	0	1	0	1	1	1	0	2	1		4.18
7	FCCoSp4		3.50	-0.80	-3	-1	-4	-2	-2	-2	-3	-3	-1		2.70
			28.78												31.65
	Program Components			Factor											
	Skating Skills			0.80	6.75	7.50	6.50	6.50	7.25	7.00	6.50	7.50	7.25		6.96
	Transitions			0.80	6.50	7.00	6.75	6.25	7.00	6.75	6.50	7.25	7.25		6.82
	Performance			0.80	6.75	7.50	7.00	6.50	7.25	6.75	6.75	7.50	7.00		7.00
	Composition			0.80	6.50	7.25	7.00	6.50	7.00	6.75	6.50	7.25	7.25		6.89
	Interpretation of the Music			0.80	6.50	7.00	7.25	6.25	7.00	6.50	6.75	7.50	7.00		6.86
	Judges Total Program Component Score (factored)														27.63

Deductions	0.00
-------------------	-------------

< Under-rotated jump

Rank	Name	Nation	Starting Number	Total Segment Score	Total Element Score	Total Program Component Score (factored)	Total Deductions
6	Sarah FENG / TJ NYMAN	USA	2	49.82	25.32	25.50	1.00

#	Executed Elements	Info	Base Value	GOE	J1	J2	J3	J4	J5	J6	J7	J8	J9	Ref	Scores of Panel
1	3Tw1		5.10	-2.55	-5	-5	-5	-5	-5	-5	-5	-5	-4		2.55
2	2A		3.30	0.66	2	2	1	3	1	3	2	2	2		3.96
3	3STh		4.40	-1.82	-4	-4	-3	-5	-4	-5	-4	-4	-4		2.58
4	BoDs3		4.30	0.49	-1	0	2	2	0	2	1	1	2		4.79
5	FCCoSp3		3.00	-0.73	-2	-2	-3	-2	-4	-3	-3	-2	-2		2.27
6	4Li4		5.10	-0.44	-2	-1	-2	0	0	-3	-1	0	3		4.66
7	StSq4		3.90	0.61	2	0	2	2	1	2	0	3	2		4.51
			29.10												25.32
	Program Components			Factor											
	Skating Skills			0.80	6.75	6.50	6.00	6.00	6.25	6.50	6.50	6.50	7.00		6.43
	Transitions			0.80	6.50	6.25	6.50	6.00	6.50	6.50	6.00	6.50	7.00		6.39
	Performance			0.80	6.50	6.00	6.00	5.75	6.00	6.25	6.00	6.25	7.25		6.14
	Composition			0.80	6.75	6.25	6.75	6.25	6.25	6.50	6.25	6.75	7.50		6.50
	Interpretation of the Music			0.80	6.75	6.00	6.50	6.25	6.25	6.25	6.25	6.75	7.25		6.43
	Judges Total Program Component Score (factored)														25.50

Deductions	Falls: -1.00	-1.00
-------------------	--------------	--------------

printed: 06/12/18 17:20:30

ISU Grand Prix of Figure Skating Final 2018

RESULTS

JUNIOR PAIRS FREE SKATING

Pl.	Name	Nation	Total Segment Score
1	Anastasia MISHINA / Aleksandr GALLIAMOV	RUS	126.26
2	Polina KOSTIUKOVICH / Dmitrii IALIN	RUS	122.69
3	Apollinariia PANFILOVA / Dmitry RYLOV	RUS	120.15
4	Kseniia AKHANTEVA / Valerii KOLESOV	RUS	110.47
5	Anastasia POLUIANOVA / Dmitry SOPOT	RUS	99.05

Printed: 08/12/18 17:23:31

ISU Grand Prix of Figure Skating Final 2018

JUNIOR PAIRS FREE SKATING

JUDGES DETAILS PER SKATER

Rank	Name	Nation	Starting Number	Total Segment Score	Total Element Score	Program Component Score (factored)	Total Deductions
1	Anastasia MISHINA / Aleksandr GALLIAMOV	RUS	4	126.26	65.84	60.42	0.00

#	Executed Elements	Info	Base Value	GOE	J1	J2	J3	J4	J5	J6	J7	J8	J9	Ref	Scores of Panel
1	3Tw3		5.70	1.63	3	2	2	3	3	3	3	4	3		7.33
2	3FTh		5.30	1.67	4	3	3	3	3	4	3	2	3		6.97
3	3S+1Eu+3S		9.10	0.55	2	2	1	3	0	1	1	1	1		9.65
4	3T		4.20	1.14	4	3	3	3	2	3	3	2	2		5.34
5	5RLi4		7.00	2.40	5	3	4	3	3	3	4	4	3		9.40
6	ChSq1		3.00	1.50	4	2	3	3	2	3	3	3	4		4.50
7	4Li4		5.10	1.09	2	2	2	2	1	3	3	2	2		6.19
8	3STh		4.40	1.51	5	4	4	3	3	3	4	3	3		5.91
9	BiDs4		3.80	1.09	2	3	3	2	1	3	4	3	4		4.89
10	PCoSp4		4.50	1.16	3	2	2	3	2	2	3	3	3		5.66
			52.10												65.84
	Program Components			Factor											
	Skating Skills			1.60	7.75	7.50	7.50	7.50	7.50	7.50	7.75	7.75	7.00		7.57
	Transitions			1.60	7.50	7.25	7.25	7.25	7.25	7.00	7.50	7.50	6.75		7.29
	Performance			1.60	8.00	7.50	7.75	7.50	7.75	7.50	7.75	8.00	7.25		7.68
	Composition			1.60	7.75	7.75	7.75	7.25	7.50	7.50	7.75	7.75	7.00		7.61
	Interpretation of the Music			1.60	7.75	7.50	7.50	7.50	7.50	7.50	8.00	8.00	6.75		7.61
	Judges Total Program Component Score (factored)														60.42

Deductions	0.00
-------------------	-------------

Rank	Name	Nation	Starting Number	Total Segment Score	Total Element Score	Program Component Score (factored)	Total Deductions
2	Polina KOSTIUKOVICH / Dmitrii IALIN	RUS	6	122.69	62.68	60.01	0.00

#	Executed Elements	Info	Base Value	GOE	J1	J2	J3	J4	J5	J6	J7	J8	J9	Ref	Scores of Panel
1	3Tw3		5.70	2.36	5	4	4	4	5	3	4	3	5		8.06
2	3LoTh		5.00	1.71	4	4	3	3	4	3	3	2	4		6.71
3	3S+1Eu<+3S	<	8.98	-0.74	-1	-1	-3	0	-3	-2	-2	-2	-1		8.24
4	3Li4		5.10	1.68	4	3	3	4	4	2	3	3	3		6.78
5	3STh		4.40	1.01	3	2	1	3	2	3	3	1	2		5.41
6	3T		4.20	0.78	2	1	1	2	1	3	2	3	2		4.98
7	5RLi4		7.00	2.50	4	4	2	4	4	3	3	3	4		9.50
8	ChSq1		3.00	1.50	5	3	1	3	4	2	3	3	3		4.50
9	PCoSp3V		3.00	0.90	4	2	2	4	3	2	3	3	4		3.90
10	FIDs3		3.50	1.10	3	4	3	3	3	3	3	2	5		4.60
			49.88												62.68
	Program Components			Factor											
	Skating Skills			1.60	8.25	7.50	6.75	7.25	8.25	7.50	7.50	8.00	7.25		7.61
	Transitions			1.60	8.00	7.25	6.75	7.25	7.50	7.00	7.25	7.75	6.75		7.25
	Performance			1.60	8.25	7.50	6.75	7.50	8.50	7.00	7.75	8.00	7.25		7.61
	Composition			1.60	8.25	7.75	6.50	7.50	8.25	7.00	7.50	8.00	7.00		7.57
	Interpretation of the Music			1.60	8.00	7.50	6.75	7.50	8.00	6.75	7.75	7.75	7.00		7.46
	Judges Total Program Component Score (factored)														60.01

Deductions	0.00
-------------------	-------------

< Under-rotated jump

ISU Grand Prix of Figure Skating Final 2018

JUNIOR PAIRS FREE SKATING

JUDGES DETAILS PER SKATER

Rank	Name	Nation	Starting Number	Total Segment Score	Total Element Score	Program Score (factored)	Total Component Score (factored)	Total Deductions
3	Apollinariia PANFILOVA / Dmitry RYLOV	RUS	5	120.15	59.29		60.86	0.00

#	Executed Elements	Info	Base Value	GOE	J1	J2	J3	J4	J5	J6	J7	J8	J9	Ref	Scores of Panel
1	3Tw4		6.00	2.57	4	5	5	5	4	4	4	4	4		8.57
2	2Lo		1.70	0.41	2	2	1	3	3	3	2	3	2		2.11
3	3LoTh		5.00	1.93	3	4	4	4	5	5	3	3	4		6.93
4	2A<+1Eu<+2S	<	4.16	-0.50	-2	-1	-4	-1	-4	-2	-3	0	-1		3.66
5	BoDs1		3.50	0.70	2	2	1	3	1	2	2	2	3		4.20
6	5RLi4		7.00	2.90	4	5	5	4	5	3	3	4	4		9.90
7	ChSq1		3.00	1.50	3	3	2	3	3	3	3	3	3		4.50
8	3FTh		5.30	1.82	4	4	4	3	3	4	3	2	3		7.12
9	3Li4		5.10	2.11	4	5	5	4	5	4	3	3	4		7.21
10	PCoSp3		4.00	1.09	3	3	2	3	2	3	2	3	3		5.09
			44.76												59.29
Program Components				Factor											
	Skating Skills			1.60	7.75	7.75	7.75	7.50	8.00	8.00	7.50	7.75	7.25		7.71
	Transitions			1.60	7.50	7.25	7.25	7.50	7.50	7.75	7.00	7.50	7.00		7.36
	Performance			1.60	7.75	7.50	7.50	7.75	8.25	8.25	7.25	8.00	7.25		7.71
	Composition			1.60	7.50	7.75	7.50	7.50	8.00	7.75	7.25	7.75	7.25		7.57
	Interpretation of the Music			1.60	7.75	7.50	7.75	7.75	8.00	7.75	7.50	7.75	7.00		7.68
Judges Total Program Component Score (factored)															60.86

Deductions															0.00
-------------------	--	--	--	--	--	--	--	--	--	--	--	--	--	--	-------------

< Under-rotated jump

Rank	Name	Nation	Starting Number	Total Segment Score	Total Element Score	Program Score (factored)	Total Component Score (factored)	Total Deductions
4	Kseniia AKHANTEVA / Valerii KOLESOV	RUS	3	110.47	56.65		54.82	1.00

#	Executed Elements	Info	Base Value	GOE	J1	J2	J3	J4	J5	J6	J7	J8	J9	Ref	Scores of Panel
1	3Tw3		5.70	1.55	4	2	3	3	1	2	3	3	3		7.25
2	3LzTh		5.30	1.44	3	3	3	3	2	3	3	2	2		6.74
3	3T		4.20	0.42	2	1	0	1	1	2	1	0	1		4.62
4	3S<+COMBO	<	3.23	-1.62	-5	-5	-5	-5	-5	-5	-5	-5	-5		1.61
5	3LoTh		5.00	1.71	4	3	4	4	4	3	3	3	3		6.71
6	5BLi4		6.50	1.49	1	3	2	3	2	2	2	2	3		7.99
7	BoDs4		4.70	1.41	3	3	2	4	1	4	3	3	3		6.11
8	ChSq1		3.00	1.14	3	1	2	3	2	3	2	1	3		4.14
9	3Li4		5.10	1.17	2	2	3	3	2	1	2	2	4		6.27
10	PCoSp4		4.50	0.71	1	2	0	3	1	1	2	2	2		5.21
			47.23												56.65
Program Components				Factor											
	Skating Skills			1.60	6.75	7.00	6.75	7.00	6.75	7.00	7.25	7.50	6.75		6.93
	Transitions			1.60	6.50	6.50	6.75	6.75	6.50	6.50	7.00	7.00	6.75		6.68
	Performance			1.60	6.75	7.00	6.25	7.25	6.75	6.75	7.00	7.50	7.00		6.93
	Composition			1.60	7.00	7.00	6.75	7.00	6.75	6.75	7.25	7.25	6.50		6.93
	Interpretation of the Music			1.60	7.00	6.75	6.00	7.00	6.50	6.75	7.00	7.25	6.50		6.79
Judges Total Program Component Score (factored)															54.82

Deductions	Falls: -1.00														-1.00
-------------------	--------------	--	--	--	--	--	--	--	--	--	--	--	--	--	--------------

< Under-rotated jump

ISU Grand Prix of Figure Skating Final 2018

JUNIOR PAIRS FREE SKATING

JUDGES DETAILS PER SKATER

Rank	Name	Nation	Starting Number	Total Segment Score	Total Element Score	Total Program Component Score (factored)						Total Deductions			
5	Anastasia POLUIANOVA / Dmitry SOPOT	RUS	2	99.05	47.79	53.26						2.00			
#	Executed Elements	Info	Base Value	GOE	J1	J2	J3	J4	J5	J6	J7	J8	J9	Ref	Scores of Panel
1	3T<+COMBO	<	3.15	-1.58	-5	-5	-5	-5	-5	-5	-5	-5	-5		1.57
2	3Tw1		5.10	1.09	2	1	2	3	2	2	2	3	2		6.19
3	3S<	<	3.23	-1.62	-5	-5	-5	-5	-5	-5	-5	-5	-5		1.61
4	3STh		4.40	1.32	3	3	3	3	4	3	3	3	2		5.72
5	ChSq1		3.00	0.93	2	1	2	2	3	2	1	2	2		3.93
6	3LoTh		5.00	1.50	3	3	2	3	3	3	3	3	3		6.50
7	BoDs1		3.50	0.75	2	2	2	3	2	3	2	2	2		4.25
8	5RLi4		7.00	1.30	1	1	3	3	2	1	1	2	3		8.30
9	3Li4		5.10	0.80	1	2	2	1	1	0	2	2	3		5.90
10	PCoSp4V		3.38	0.44	1	1	1	2	0	1	1	2	3		3.82
			42.86											47.79	
Program Components			Factor												
Skating Skills			1.60		6.75	7.25	6.50	6.50	6.75	7.25	7.00	7.00	6.50		6.82
Transitions			1.60		6.50	6.75	6.25	6.50	6.50	7.00	6.25	7.00	6.25		6.54
Performance			1.60		6.50	6.50	6.00	6.25	6.25	7.00	6.75	7.00	6.25		6.50
Composition			1.60		6.75	7.00	7.00	6.50	6.50	7.25	6.75	7.25	6.50		6.82
Interpretation of the Music			1.60		6.50	6.75	6.50	6.25	6.50	7.00	6.75	7.00	6.25		6.61
Judges Total Program Component Score (factored)															53.26
Deductions			Falls: -2.00												-2.00

< Under-rotated jump

printed: 08/12/18 17:23:39

ISU Grand Prix of Figure Skating Final 2018

ICE DANCE

Thunderbird Arena	07 Dec 2018 08 Dec 2018	Rhythm Dance Free Dance
--------------------------	----------------------------	----------------------------

Size of Skating Area	:	26m*60m
Ice Conditions	:	very good
Number of Entries	:	6
Number of Participants	:	6

Entry Withdrawn	:	
-----------------	---	--

Rhythm Dance			
Duration	:	2:50	+ - 10 Sec.
Segment Factor	:	1.00	
Program Component Factors			
	Skating Skills		0.80
	Transitions		0.80
	Performance		0.80
	Composition		0.80
	Interpretation of the Music/Timing		0.80

Free Dance			
Duration	:	4:00	+ - 10 Sec.
Segment Factor	:	1.00	
Program Components Factors			
	Skating Skills		1.20
	Transitions		1.20
	Performance		1.20
	Composition		1.20
	Interpretation of the Music/Timing		1.20

ISU Grand Prix of Figure Skating Final 2018

RESULTS

ICE DANCE FINAL RESULT

Pl. Name	Nation	Total Score	RD	FD
1 Madison HUBBELL / Zachary DONOHUE	USA	205.35	1	1
2 Victoria SINITSINA / Nikita KATSALAPOV	RUS	201.37	3	2
3 Charlene GUIGNARD / Marco FABRI	ITA	198.65	2	3
4 Alexandra STEPANOVA / Ivan BUKIN	RUS	196.72	4	4
5 Tiffani ZAGORSKI / Jonathan GUERREIRO	RUS	184.37	5	6
6 Kaitlin HAWAYEK / Jean-Luc BAKER	USA	184.04	6	5



Ms. Alla SHEKHOVTSOVA ISU

Referee

Printed: 08/12/18 20:01:40



Mr. David MOLINA ISU

Technical Controller

ISU Grand Prix of Figure Skating Final 2018

PANEL OF JUDGES

ICE DANCE

Officials

Technical Controller	Mr. David MOLINA	ISU
Technical Specialist	Mr. György ELEK	ISU
Assistant Technical Specialist	Ms. Judy BLUMBERG	ISU

Judges

Referee	Ms. Alla SHEKHOVTSOVA	ISU
Judge No.1	Ms. Anastassiya MAKAROVA	UKR
Judge No.2	Ms. Tomie FUKUDOME	JPN
Judge No.3	Ms. Janis ENGEL	USA
Judge No.4	Ms. Julia ANDREEVA	RUS
Judge No.5	Ms. Jezabel DABOUIS	FRA
Judge No.6	Ms. Salome CHIGOGIDZE	GEO
Judge No.7	Ms. Michela CESARO	ITA
Judge No.8	Ms. Marta OLOZAGARRE	ESP
Judge No.9	Ms. Karen BUTCHER	CAN

Data/Replay Operator

Data Operator	Ms. Julia DEGENHARDT	ISU
Replay Operator	Mr. Soltan KOKOEV	ISU

ISU Grand Prix of Figure Skating Final 2018

RESULTS

ICE DANCE RHYTHM DANCE

Pl.	Name	Nation	Total Segment Score
1	Madison HUBBELL / Zachary DONOHUE	USA	80.53
2	Charlene GUIGNARD / Marco FABBRI	ITA	78.30
3	Victoria SINITSINA / Nikita KATSALAPOV	RUS	77.33
4	Alexandra STEPANOVA / Ivan BUKIN	RUS	77.20
5	Tiffani ZAGORSKI / Jonathan GUERREIRO	RUS	72.98
6	Kaitlin HAWAYEK / Jean-Luc BAKER	USA	71.33

Printed: 07/12/18 19:58:51

ISU Grand Prix of Figure Skating Final 2018

ICE DANCE RHYTHM DANCE

JUDGES DETAILS PER SKATER

Rank	Name	Nation	Starting Number	Total Segment Score	Total Element Score	Total Program Component Score (factored)	Total Deductions
1	Madison HUBBELL / Zachary DONOHUE	USA	5	80.53	43.16	37.37	0.00

#	Executed Elements	Info	Base Value	GOE	J1	J2	J3	J4	J5	J6	J7	J8	J9	Ref	Scores of Panel
1	SqTwL4+SqTwM4		6.34	2.80	4	4	3	3	4	4	4	4	5		9.14
2	1TR1+kpNYNN		5.35	2.52	4	3	4	3	3	3	3	3	3		7.87
3	2TR2+kpNNYY		5.85	2.30	4	3	3	3	2	3	3	3	2		8.15
4	CuLi4		5.30	1.38	5	3	5	3	4	4	4	4	4		6.68
5	MiSt3		7.45	3.87	5	3	4	4	4	4	4	4	4		11.32
			30.29												43.16
	Program Components			Factor											
	Skating Skills			0.80	9.75	9.00	9.50	9.25	9.25	9.50	9.25	9.25	9.00		9.29
	Transitions			0.80	9.50	9.00	9.50	9.00	9.25	9.25	9.50	9.25	9.00		9.25
	Performance			0.80	9.75	9.25	9.50	9.75	9.50	9.25	9.50	9.25	9.25		9.43
	Composition			0.80	9.50	9.00	9.75	9.25	9.25	9.50	9.50	9.25	9.00		9.32
	Interpretation of the Music/Timing			0.80	9.50	9.25	9.75	9.25	9.50	9.50	9.50	9.50	9.25		9.43
	Judges Total Program Component Score (factored)														37.37

Deductions	0.00
-------------------	-------------

Rank	Name	Nation	Starting Number	Total Segment Score	Total Element Score	Total Program Component Score (factored)	Total Deductions
2	Charlene GUIGNARD / Marco FABBRI	ITA	6	78.30	42.59	35.71	0.00

#	Executed Elements	Info	Base Value	GOE	J1	J2	J3	J4	J5	J6	J7	J8	J9	Ref	Scores of Panel
1	SqTwL4+SqTwM3		6.09	2.90	4	4	4	3	4	4	4	4	5		8.99
2	1TR4+kpYYYY		6.85	2.07	4	2	3	2	1	3	3	2	3		8.92
3	2TR2+kpYNYN		5.85	1.95	3	2	2	2	2	3	2	3	3		7.80
4	StLi4		5.30	1.23	5	3	4	4	4	3	3	3	4		6.53
5	DiSt3		7.45	2.90	4	2	3	3	3	3	3	3	3		10.35
			31.54												42.59
	Program Components			Factor											
	Skating Skills			0.80	9.25	8.75	8.75	9.00	8.75	9.25	9.00	8.50	8.75		8.89
	Transitions			0.80	9.00	8.50	8.75	8.75	8.75	9.00	8.75	8.50	8.75		8.75
	Performance			0.80	9.25	8.75	9.00	9.00	9.00	9.25	9.00	8.75	9.00		9.00
	Composition			0.80	9.25	8.50	9.25	8.75	9.25	9.25	8.75	8.50	9.00		8.96
	Interpretation of the Music/Timing			0.80	9.25	8.50	9.00	9.00	9.00	9.25	9.00	9.00	9.00		9.04
	Judges Total Program Component Score (factored)														35.71

Deductions	0.00
-------------------	-------------

ISU Grand Prix of Figure Skating Final 2018

ICE DANCE RHYTHM DANCE JUDGES DETAILS PER SKATER

Rank	Name	Nation	Starting Number	Total Segment Score	Total Element Score	Total Program Component Score (factored)	Total Deductions
3	Victoria SINITSINA / Nikita KATSALAPOV	RUS	1	77.33	40.88	36.45	0.00

#	Executed Elements	Info	Base Value	GOE	J1	J2	J3	J4	J5	J6	J7	J8	J9	Ref	Scores of Panel	
1	SqTwL4+SqTwM4		6.34	2.70	5	3	4	4	5	4	3	3	3		9.04	
2	1TR4+kpYYYY		6.85	1.95	4	2	2	3	2	3	3	2	2		8.80	
3	2TR2+kpNYYN		5.85	1.95	4	2	2	3	2	3	2	3	2		7.80	
4	RoLi2		3.30	1.04	4	3	3	3	4	3	2	3	2		4.34	
5	MiSt3		7.45	3.45	4	3	3	4	3	4	4	4	3		10.90	
			29.79												40.88	
Program Components				Factor												
	Skating Skills			0.80	9.50	8.75	9.00	9.25	9.00	9.25	9.00	9.00	8.50		9.04	
	Transitions			0.80	9.50	8.50	9.00	9.00	8.75	9.00	9.25	8.75	8.75		8.93	
	Performance			0.80	9.50	9.00	9.25	9.25	9.50	9.50	9.00	8.75	9.00		9.21	
	Composition			0.80	9.75	9.00	9.25	9.50	9.00	9.25	9.25	9.00	8.75		9.18	
	Interpretation of the Music/Timing			0.80	9.75	9.00	9.25	9.50	9.25	9.50	9.00	9.00	8.75		9.21	
Judges Total Program Component Score (factored)																36.45

Deductions	Total Deductions
Costume/Prop violation: (1 of 10)	0.00

Rank	Name	Nation	Starting Number	Total Segment Score	Total Element Score	Total Program Component Score (factored)	Total Deductions
4	Alexandra STEPANOVA / Ivan BUKIN	RUS	4	77.20	40.57	36.63	0.00

#	Executed Elements	Info	Base Value	GOE	J1	J2	J3	J4	J5	J6	J7	J8	J9	Ref	Scores of Panel	
1	SqTwL4+SqTwM4		6.34	2.90	5	5	4	4	4	3	4	4	3		9.24	
2	MiSt3		7.45	3.32	4	4	3	4	4	3	3	3	3		10.77	
3	1TRB+kpNNNN		4.00	1.46	4	3	3	3	2	2	2	2	2		5.46	
4	2TR3+kpNYYY		6.35	2.07	3	3	2	3	2	3	2	3	2		8.42	
5	CuLi4		5.30	1.38	5	4	4	4	4	3	4	4	4		6.68	
			29.44												40.57	
Program Components				Factor												
	Skating Skills			0.80	9.50	9.25	9.00	9.25	8.75	9.00	8.25	9.25	8.75		9.04	
	Transitions			0.80	9.75	9.25	8.75	9.25	8.75	9.00	8.75	9.25	8.75		9.00	
	Performance			0.80	9.50	9.50	9.00	9.50	9.00	9.25	8.75	9.00	9.25		9.21	
	Composition			0.80	9.75	9.50	9.25	9.50	9.00	9.25	8.50	9.25	9.00		9.25	
	Interpretation of the Music/Timing			0.80	9.50	9.50	9.25	9.50	9.00	9.00	8.50	9.50	9.25		9.29	
Judges Total Program Component Score (factored)																36.63

Deductions	Total Deductions
	0.00

ISU Grand Prix of Figure Skating Final 2018

ICE DANCE RHYTHM DANCE JUDGES DETAILS PER SKATER

Rank	Name	Nation	Starting Number	Total Segment Score	Total Element Score	Total Program Component Score (factored)	Total Deductions
5	Tiffani ZAGORSKI / Jonathan GUERREIRO	RUS	3	72.98	39.21	33.77	0.00

#	Executed Elements	Info	Base Value	GOE	J1	J2	J3	J4	J5	J6	J7	J8	J9	Ref	Scores of Panel
1	SqTwL4+SqTwM4		6.34	2.08	3	4	2	3	3	3	3	2	3		8.42
2	SILi4		5.30	0.99	4	3	2	3	3	3	2	3	3		6.29
3	1TR1+kpNNYN		5.35	1.26	3	1	1	2	1	2	2	1	2		6.61
4	2TR4+kpYYYY		6.85	1.38	2	2	1	2	1	2	2	2	1		8.23
5	MiSt3		7.45	2.21	4	2	2	3	2	3	2	2	2		9.66
			31.29												39.21
	Program Components			Factor											
	Skating Skills			0.80	8.75	8.50	8.25	8.75	8.25	8.75	8.25	8.25	8.50		8.46
	Transitions			0.80	8.50	8.00	8.00	8.50	8.50	8.50	8.25	8.00	8.25		8.29
	Performance			0.80	8.75	8.50	8.00	8.75	8.50	8.75	8.00	8.50	8.50		8.50
	Composition			0.80	8.75	8.25	8.00	8.75	8.75	8.75	8.50	8.25	8.50		8.54
	Interpretation of the Music/Timing			0.80	9.00	8.25	8.25	8.75	8.50	8.50	8.25	8.00	8.50		8.43
	Judges Total Program Component Score (factored)														33.77

Deductions	0.00
-------------------	-------------

Rank	Name	Nation	Starting Number	Total Segment Score	Total Element Score	Total Program Component Score (factored)	Total Deductions
6	Kaitlin HAWAYEK / Jean-Luc BAKER	USA	2	71.33	37.58	33.75	0.00

#	Executed Elements	Info	Base Value	GOE	J1	J2	J3	J4	J5	J6	J7	J8	J9	Ref	Scores of Panel
1	SqTwL4+SqTwM4		6.34	2.39	4	3	3	4	4	3	3	2	3		8.73
2	1TR1+kpNYYN		5.35	1.26	2	2	2	2	3	1	1	1	1		6.61
3	2TR1+kpNNNY		5.35	1.49	2	2	2	2	2	2	1	2	1		6.84
4	MiSt2		6.95	2.21	3	2	2	3	3	2	2	2	2		9.16
5	CuLi4		5.30	0.94	4	3	3	3	3	1	2	2	3		6.24
			29.29												37.58
	Program Components			Factor											
	Skating Skills			0.80	8.50	8.50	8.50	8.50	8.50	8.50	8.00	8.00	8.00		8.36
	Transitions			0.80	8.00	8.50	8.50	8.25	8.50	8.25	8.00	7.75	8.50		8.29
	Performance			0.80	8.25	8.75	8.75	8.50	9.00	8.50	8.00	8.25	8.50		8.50
	Composition			0.80	8.50	8.50	9.00	8.50	8.75	8.50	8.50	8.00	8.50		8.54
	Interpretation of the Music/Timing			0.80	8.50	8.75	8.75	8.50	8.75	8.25	8.00	8.25	8.50		8.50
	Judges Total Program Component Score (factored)														33.75

Deductions	0.00
-------------------	-------------

ISU Grand Prix of Figure Skating Final 2018

RESULTS

ICE DANCE FREE DANCE

Pl.	Name	Nation	Total Segment Score
1	Madison HUBBELL / Zachary DONOHUE	USA	124.82
2	Victoria SINITSINA / Nikita KATSALAPOV	RUS	124.04
3	Charlene GUIGNARD / Marco FABBRIO	ITA	120.35
4	Alexandra STEPANOVA / Ivan BUKIN	RUS	119.52
5	Kaitlin HAWAYEK / Jean-Luc BAKER	USA	112.71
6	Tiffani ZAGORSKI / Jonathan GUERREIRO	RUS	111.39

Printed: 08/12/18 20:01:44

ISU Grand Prix of Figure Skating Final 2018

ICE DANCE FREE DANCE JUDGES DETAILS PER SKATER

Rank	Name	Nation	Starting Number	Total Segment Score	Total Element Score	Total Program Component Score (factored)	Total Deductions
1	Madison HUBBELL / Zachary DONOHUE	USA	5	124.82	67.73	57.09	0.00

#	Executed Elements	Info	Base Value	GOE	J1	J2	J3	J4	J5	J6	J7	J8	J9	Ref	Scores of Panel
1	StLi4		5.30	1.43	5	4	4	4	4	4	4	4	5		6.73
2	ChSt1		1.10	3.20	4	3	4	5	4	4	3	4	4		4.30
3	SiLi4+CuLi4		10.60	2.96	4	4	4	5	5	4	4	5	3		13.56
4	Sp2		4.00	1.61	4	3	3	3	4	3	4	4	4		5.61
5	DiSt3		7.45	3.59	4	3	4	4	3	3	4	4	4		11.04
6	SyTwL4+SyTwM4		6.34	2.69	4	4	3	3	4	4	4	4	2		9.03
7	ChTw1		1.10	3.20	4	4	4	4	4	3	3	5	4		4.30
8	OFStL3+OFStM3		5.84	2.90	5	4	4	4	4	4	4	4	3		8.74
9	ChLi1		1.10	3.32	4	4	4	4	4	4	3	4	4		4.42
			42.83												67.73
	Program Components			Factor											
	Skating Skills			1.20	9.50	9.50	9.50	9.25	9.25	9.50	9.50	9.50	9.50		9.46
	Transitions			1.20	9.50	9.25	9.50	9.00	9.25	9.25	9.75	9.25	9.00		9.29
	Performance			1.20	9.75	9.50	9.50	9.75	9.75	9.50	9.75	9.50	9.75		9.64
	Composition			1.20	9.75	9.50	9.75	9.50	9.50	9.50	9.50	9.25	9.50		9.54
	Interpretation of the Music/Timing			1.20	9.75	9.75	9.75	9.50	9.50	9.50	9.75	9.50	9.75		9.64
	Judges Total Program Component Score (factored)														57.09

Deductions	0.00
-------------------	-------------

Rank	Name	Nation	Starting Number	Total Segment Score	Total Element Score	Total Program Component Score (factored)	Total Deductions
2	Victoria SINITSINA / Nikita KATSALAPOV	RUS	4	124.04	68.29	55.75	0.00

#	Executed Elements	Info	Base Value	GOE	J1	J2	J3	J4	J5	J6	J7	J8	J9	Ref	Scores of Panel
1	SyTwL4+SyTwM4		6.34	3.32	5	3	4	5	5	5	4	4	5		9.66
2	SiLi4		5.30	1.23	4	4	3	4	4	4	3	3	3		6.53
3	SeSt3		7.45	3.32	4	3	3	4	4	3	3	3	4		10.77
4	StLi4		5.30	1.48	4	4	4	5	5	5	4	4	4		6.78
5	OFStL3+OFStM2		5.59	2.49	5	2	3	4	4	3	3	4	3		8.08
6	Sp4		6.00	1.35	3	2	3	3	3	3	3	3	3		7.35
7	RoLi4		5.30	1.28	5	4	3	4	4	4	3	4	3		6.58
8	ChLi1		1.10	3.20	4	3	4	4	4	4	4	4	3		4.30
9	ChSt1		1.10	2.96	5	2	3	5	3	4	3	3	4		4.06
10	ChSp1		1.10	3.08	4	3	3	4	4	4	3	4	4		4.18
			44.58												68.29
	Program Components			Factor											
	Skating Skills			1.20	9.50	9.00	9.25	9.50	9.00	9.50	9.25	9.00	9.25		9.25
	Transitions			1.20	9.75	9.00	9.00	9.25	9.00	9.25	9.25	9.00	9.25		9.14
	Performance			1.20	9.75	9.25	9.25	9.50	9.50	9.75	9.50	9.25	9.50		9.46
	Composition			1.20	9.75	9.25	9.25	9.50	9.00	9.50	9.00	9.00	9.25		9.25
	Interpretation of the Music/Timing			1.20	9.50	9.25	9.25	9.50	9.25	9.50	9.25	9.25	9.50		9.36
	Judges Total Program Component Score (factored)														55.75

Deductions	0.00
-------------------	-------------

ISU Grand Prix of Figure Skating Final 2018

ICE DANCE FREE DANCE JUDGES DETAILS PER SKATER

Rank	Name	Nation	Starting Number	Total Segment Score	Total Element Score	Program Component Score (factored)	Total Deductions
3	Charlene GUIGNARD / Marco FABBRI	ITA	6	120.35	66.38	53.97	0.00

#	Executed Elements	Info	Base Value	GOE	J1	J2	J3	J4	J5	J6	J7	J8	J9	Ref	Scores of Panel
1	CoSp4		6.00	1.35	2	3	2	3	3	3	4	4	3		7.35
2	CISt3		7.45	2.90	3	3	3	3	4	3	3	3	3		10.35
3	SyTwL4+SyTwM4		6.34	2.69	3	4	3	4	4	4	4	4	3		9.03
4	CuLi4		5.30	1.09	3	3	3	3	4	3	3	3	4		6.39
5	OFSIL2+OFSStM3		5.59	2.39	2	3	3	3	4	3	3	4	4		7.98
6	ChSt1		1.10	3.08	3	2	3	4	4	4	4	4	4		4.18
7	StalL4		5.30	1.28	3	3	4	4	4	4	3	5	4		6.58
8	SILi4		5.30	1.33	4	4	3	4	4	4	3	4	4		6.63
9	ChLi1		1.10	2.73	3	4	3	3	4	3	3	4	3		3.83
10	ChSp1		1.10	2.96	3	3	3	3	4	4	4	5	4		4.06
			44.58												66.38
	Program Components			Factor											
	Skating Skills			1.20	9.25	8.75	8.75	8.75	8.75	9.00	9.00	8.75	9.00		8.86
	Transitions			1.20	8.75	8.75	8.75	8.50	8.75	9.25	9.25	8.75	9.00		8.86
	Performance			1.20	9.00	9.00	9.00	9.00	9.25	9.25	9.50	9.00	9.25		9.11
	Composition			1.20	8.75	8.75	9.25	8.75	9.00	9.25	9.25	9.00	9.25		9.04
	Interpretation of the Music/Timing			1.20	9.25	9.00	9.00	8.75	9.25	9.25	9.50	9.00	9.00		9.11
	Judges Total Program Component Score (factored)														53.97

Deductions	0.00
-------------------	-------------

Rank	Name	Nation	Starting Number	Total Segment Score	Total Element Score	Program Component Score (factored)	Total Deductions
4	Alexandra STEPANOVA / Ivan BUKIN	RUS	2	119.52	64.67	54.85	0.00

#	Executed Elements	Info	Base Value	GOE	J1	J2	J3	J4	J5	J6	J7	J8	J9	Ref	Scores of Panel
1	CuLi4		5.30	1.33	5	4	3	4	4	4	3	4	4		6.63
2	CoSp4		6.00	1.48	4	3	3	5	4	3	3	3	3		7.48
3	OFSIL3+OFSStM3		5.84	2.49	4	3	3	4	3	3	3	4	4		8.33
4	SyTwL4+SyTwM3		6.09	1.35	4	3	0	2	1	1	1	2	3		7.44
5	ChSp1		1.10	2.37	3	3	2	3	4	3	2	3	3		3.47
6	ChSt1		1.10	2.61	4	2	3	4	3	3	3	3	3		3.71
7	DiSt3		7.45	2.63	3	3	2	3	3	3	2	2	3		10.08
8	RoLi4		5.30	1.28	4	4	3	4	4	3	3	4	4		6.58
9	SILi4		5.30	1.23	3	4	1	4	4	3	4	4	3		6.53
10	ChTw1		1.10	3.32	5	4	3	5	4	3	3	5	4		4.42
			44.58												64.67
	Program Components			Factor											
	Skating Skills			1.20	9.50	9.25	8.75	9.25	8.75	9.00	8.75	9.00	9.00		9.00
	Transitions			1.20	9.25	9.00	8.50	9.25	8.75	9.00	8.25	9.00	9.25		8.96
	Performance			1.20	9.50	9.25	8.75	9.50	9.00	9.25	9.00	9.25	9.50		9.25
	Composition			1.20	9.75	9.50	8.50	9.75	9.00	9.25	8.75	9.25	9.25		9.25
	Interpretation of the Music/Timing			1.20	9.50	9.25	8.75	9.50	9.00	9.25	9.00	9.25	9.50		9.25
	Judges Total Program Component Score (factored)														54.85

Deductions	0.00
-------------------	-------------

ISU Grand Prix of Figure Skating Final 2018

ICE DANCE FREE DANCE JUDGES DETAILS PER SKATER

Rank	Name	Nation	Starting Number	Total Segment Score	Total Element Score	Total Program Component Score (factored)	Total Deductions
5	Kaitlin HAWAYEK / Jean-Luc BAKER	USA	1	112.71	61.59	51.12	0.00

#	Executed Elements	Info	Base Value	GOE	J1	J2	J3	J4	J5	J6	J7	J8	J9	Ref	Scores of Panel
1	SyTwL4+SyTwM4		6.34	2.39	4	3	2	4	4	3	4	2	3		8.73
2	CuLi4+StaLi4		10.60	2.08	4	3	3	3	4	3	2	2	3		12.68
3	SiLi4		5.30	0.94	3	2	3	2	3	3	3	3	2		6.24
4	OFSiL2+OFSiM4		5.84	1.67	2	2	2	3	3	3	2	2	2		7.51
5	CoSp4		6.00	1.22	3	3	2	3	3	2	2	3	3		7.22
6	MiSi2		6.95	2.08	2	2	2	2	3	3	2	1	2		9.03
7	ChSt1		1.10	2.25	2	3	3	3	3	3	2	1	3		3.35
8	ChSi1		1.10	2.73	3	3	4	4	4	3	3	3	3		3.83
9	ChTw1		1.10	1.90	2	2	3	2	2	2	3	2	4		3.00
			44.33												61.59
	Program Components			Factor											
	Skating Skills			1.20	9.00	8.75	8.50	8.50	8.50	8.50	8.50	8.50	8.50		8.54
	Transitions			1.20	8.50	8.75	8.50	8.25	8.25	8.25	7.75	8.00	7.75		8.21
	Performance			1.20	8.75	9.00	8.75	8.50	9.00	8.50	8.25	8.25	8.75		8.64
	Composition			1.20	8.75	8.75	9.00	8.50	8.75	8.50	8.00	8.25	8.50		8.57
	Interpretation of the Music/Timing			1.20	9.00	8.75	8.50	8.75	8.75	8.50	8.50	8.50	8.75		8.64
	Judges Total Program Component Score (factored)														51.12

Deductions	0.00
-------------------	-------------

Rank	Name	Nation	Starting Number	Total Segment Score	Total Element Score	Total Program Component Score (factored)	Total Deductions
6	Tiffani ZAGORSKI / Jonathan GUERREIRO	RUS	3	111.39	60.69	50.70	0.00

#	Executed Elements	Info	Base Value	GOE	J1	J2	J3	J4	J5	J6	J7	J8	J9	Ref	Scores of Panel
1	ChSp1		1.10	2.13	3	3	2	4	2	3	2	2	3		3.23
2	CuLi4+StaLi4		10.60	1.98	3	3	2	3	3	3	1	3	3		12.58
3	SyTwL4+SyTwM4		6.34	2.08	3	2	2	3	3	4	3	3	3		8.42
4	OFSiL2+OFSiM3		5.59	1.56	4	2	2	2	2	3	2	2	2		7.15
5	CoSp4		6.00	1.03	3	3	2	2	2	3	2	2	2		7.03
6	RoLi4		5.30	1.09	4	3	2	3	3	4	3	3	3		6.39
7	ChSi3		7.45	2.21	3	2	2	3	2	3	2	2	2		9.66
8	ChSt1		1.10	2.13	3	3	2	3	2	3	2	2	3		3.23
9	ChLi1		1.10	1.90	3	3	1	2	2	3	0	2	3		3.00
			44.58												60.69
	Program Components			Factor											
	Skating Skills			1.20	8.75	8.50	8.00	8.50	8.00	8.50	8.25	8.25	8.50		8.36
	Transitions			1.20	9.25	8.25	8.00	8.75	8.25	8.75	8.75	7.75	8.50		8.46
	Performance			1.20	8.75	8.50	8.25	8.50	8.25	8.75	8.25	7.75	8.50		8.43
	Composition			1.20	9.25	8.25	8.00	8.75	8.50	8.75	8.75	8.00	8.75		8.54
	Interpretation of the Music/Timing			1.20	9.00	8.25	8.00	8.75	8.50	8.50	8.50	8.00	8.75		8.46
	Judges Total Program Component Score (factored)														50.70

Deductions	0.00
Music requirements violation:	(1 of 10)
Violation of choreo restrictions:	(2 of 10)

ISU Grand Prix of Figure Skating Final 2018

PAIRS

Thunderbird Arena	07 Dec 2018 08 Dec 2018	Short Program Free Skating
--------------------------	----------------------------	-------------------------------

Size of Skating Area	:	26m*60m
Ice Conditions	:	very good
Number of Entries	:	6
Number of Participants	:	6

Entry Withdrawn	:	
-----------------	---	--

Short Program			
Duration	:	2:40	+ - 10 Sec.
Segment Factor	:	1.00	
Program Component Factors			
	Skating Skills		0.80
	Transitions		0.80
	Performance		0.80
	Composition		0.80
	Interpretation of the Music		0.80

Free Skating			
Duration	:	4:00	+ - 10 Sec.
Segment Factor	:	1.00	
Program Components Factors			
	Skating Skills		1.60
	Transitions		1.60
	Performance		1.60
	Composition		1.60
	Interpretation of the Music		1.60

ISU Grand Prix of Figure Skating Final 2018

RESULTS

PAIRS FINAL RESULT

Pl.	Name	Nation	Total Score	SP	FS
1	Vanessa JAMES / Morgan CIPRES	FRA	219.88	4	1
2	Cheng PENG / Yang JIN	CHN	216.90	1	2
3	Evgenia TARASOVA / Vladimir MOROZOV	RUS	214.20	3	3
4	Natalia ZABIIAKO / Alexander ENBERT	RUS	201.07	2	4
5	Nicole DELLA MONICA / Matteo GUARISE	ITA	187.63	5	6
6	Daria PAVLIUCHENKO / Denis KHODYKIN	RUS	186.81	6	5



Ms. Rita ZONNEKEYN ISU

Referee

Printed: 08/12/18 21:22:42



Ms. Kerstin KIMMINUS ISU

Technical Controller

ISU Grand Prix of Figure Skating Final 2018

PANEL OF JUDGES

PAIRS

Officials

Technical Controller	Ms. Kerstin KIMMINUS	ISU
Technical Specialist	Ms. Laurene COLLIN-KNOBLAUCH	ISU
Assistant Technical Specialist	Ms. Whitney GAYNOR	ISU

Judges

Referee	Ms. Rita ZONNEKEYN	ISU
Judge No.1	Ms. Jana BAUDYSOVA	CZE
Judge No.2	Ms. Olga KOZHEMYAKINA	RUS
Judge No.3	Mr. Pekka LESKINEN	FIN
Judge No.4	Ms. Wei SHI	CHN
Judge No.5	Ms. Masako KUBOTA	JPN
Judge No.6	Ms. Raffaella LOCATELLI	ITA
Judge No.7	Ms. Andrea DERBY	CAN
Judge No.8	Ms. Kristina LUNDGREN	USA
Judge No.9	Ms. Florence VUYLSTEKER	FRA

Data/Replay Operator

Data Operator	Mr. Soltan KOKOEV	ISU
Replay Operator	Ms. Julia DEGENHARDT	ISU

ISU Grand Prix of Figure Skating Final 2018

RESULTS

PAIRS SHORT PROGRAM

Pl.	Name	Nation	Total Segment Score
1	Cheng PENG / Yang JIN	CHN	75.69
2	Natalia ZABIIAKO / Alexander ENBERT	RUS	75.18
3	Evgenia TARASOVA / Vladimir MOROZOV	RUS	74.04
4	Vanessa JAMES / Morgan CIPRES	FRA	71.51
5	Nicole DELLA MONICA / Matteo GUARISE	ITA	69.77
6	Daria PAVLIUCHENKO / Denis KHODYKIN	RUS	61.24

Printed: 07/12/18 21:14:34

ISU Grand Prix of Figure Skating Final 2018

PAIRS SHORT PROGRAM JUDGES DETAILS PER SKATER

Rank	Name	Nation	Starting Number	Total Segment Score	Total Element Score	Program Component Score (factored)	Total Deductions
1	Cheng PENG / Yang JIN	CHN	2	75.69	42.29	33.40	0.00

#	Executed Elements	Info	Base Value	GOE	J1	J2	J3	J4	J5	J6	J7	J8	J9	Ref	Scores of Panel
1	3T		4.20	1.32	3	3	3	4	5	3	3	3	3		5.52
2	3Tw3		5.70	1.71	3	2	3	4	3	3	3	3	3		7.41
3	3LoTh		5.00	1.93	3	3	4	4	4	4	4	4	4		6.93
4	BoDs4		4.70	1.21	3	2	2	4	2	3	3	2	3		5.91
5	CCoSp4		3.50	0.85	3	2	4	3	3	2	2	2	2		4.35
6	StSq4		3.90	1.28	3	3	3	4	3	3	4	3	4		5.18
7	4Li4		5.10	1.89	4	3	4	4	4	4	4	3	3		6.99
			32.10												42.29
	Program Components			Factor											
	Skating Skills			0.80	8.50	8.00	8.00	9.00	8.00	8.00	9.00	8.50	8.25		8.32
	Transitions			0.80	8.25	7.75	7.50	8.75	8.00	8.00	8.75	8.25	8.00		8.14
	Performance			0.80	8.50	8.00	8.25	9.00	8.50	8.50	9.00	8.75	8.50		8.57
	Composition			0.80	8.50	8.25	8.00	9.00	8.25	8.25	9.25	8.50	8.00		8.39
	Interpretation of the Music			0.80	8.50	8.00	8.00	8.75	8.00	8.25	9.00	8.50	8.25		8.32
	Judges Total Program Component Score (factored)														33.40

Deductions	0.00
-------------------	-------------

Rank	Name	Nation	Starting Number	Total Segment Score	Total Element Score	Program Component Score (factored)	Total Deductions
2	Natalia ZABIJAKO / Alexander ENBERT	RUS	5	75.18	39.80	35.38	0.00

#	Executed Elements	Info	Base Value	GOE	J1	J2	J3	J4	J5	J6	J7	J8	J9	Ref	Scores of Panel
1	3Tw3		5.70	1.95	4	3	3	4	4	3	3	2	4		7.65
2	3T		4.20	1.32	3	3	2	4	4	3	3	3	3		5.52
3	3LoTh		5.00	2.14	5	4	3	4	5	5	5	3	4		7.14
4	4Li4		5.10	1.82	3	4	3	4	4	4	4	3	2		6.92
5	BoDs3		4.30	1.23	4	2	3	4	2	3	3	3	2		5.53
6	StSq3		3.30	1.04	3	3	3	4	4	2	3	3	3		4.34
7	CCoSp3		3.00	-0.30	0	0	-1	-3	-1	-1	-1	-1	-2		2.70
			30.60												39.80
	Program Components			Factor											
	Skating Skills			0.80	9.00	9.00	8.50	9.25	8.75	9.00	8.75	8.50	8.25		8.79
	Transitions			0.80	9.00	8.75	8.25	8.75	8.75	8.50	8.75	8.50	7.75		8.61
	Performance			0.80	9.25	9.00	8.50	9.00	9.25	9.00	9.25	8.75	8.25		8.96
	Composition			0.80	9.25	9.25	8.50	9.00	9.00	8.50	9.00	8.75	8.00		8.86
	Interpretation of the Music			0.80	9.25	9.00	8.75	9.25	9.00	8.75	9.25	9.00	8.00		9.00
	Judges Total Program Component Score (factored)														35.38

Deductions	0.00
-------------------	-------------

ISU Grand Prix of Figure Skating Final 2018

PAIRS SHORT PROGRAM JUDGES DETAILS PER SKATER

Rank	Name	Nation	Starting Number	Total Segment Score	Total Element Score	Program Score (factored)	Total Component Score (factored)	Total Deductions
3	Evgenia TARASOVA / Vladimir MOROZOV	RUS	6	74.04	39.64		35.40	1.00

#	Executed Elements	Info	Base Value	GOE	J1	J2	J3	J4	J5	J6	J7	J8	J9	Ref	Scores of Panel
1	3Tw4		6.00	2.91	4	5	5	5	5	5	5	5	4		8.91
2	3T<	<	3.15	-1.58	-5	-5	-5	-5	-5	-5	-5	-5	-5		1.57
3	3LoTh		5.00	2.00	4	4	3	4	4	5	4	4	4		7.00
4	BoDs4		4.70	1.75	3	3	4	4	4	4	4	4	3		6.45
5	4Li4		5.10	1.68	3	4	4	4	3	3	3	3	3		6.78
6	CCoSp4		3.50	1.05	3	3	4	2	3	4	2	3	3		4.55
7	StSq3		3.30	1.08	3	4	4	3	4	3	3	3	3		4.38
			30.75												39.64
	Program Components			Factor											
	Skating Skills			0.80	8.75	9.25	9.00	9.00	9.00	9.00	9.25	9.00	8.75		9.00
	Transitions			0.80	8.50	9.00	9.00	8.75	9.00	8.50	9.00	8.75	8.25		8.79
	Performance			0.80	8.50	8.75	8.75	8.75	9.25	8.75	8.75	8.75	8.75		8.75
	Composition			0.80	8.75	9.50	8.75	9.00	9.25	8.50	9.00	9.00	8.75		8.93
	Interpretation of the Music			0.80	8.75	9.00	8.75	8.75	9.25	8.75	8.75	8.75	8.75		8.79
	Judges Total Program Component Score (factored)														35.40

Deductions	Falls: -1.00	-1.00
-------------------	--------------	--------------

< Under-rotated jump

Rank	Name	Nation	Starting Number	Total Segment Score	Total Element Score	Program Score (factored)	Total Component Score (factored)	Total Deductions
4	Vanessa JAMES / Morgan CIPRES	FRA	4	71.51	36.52		34.99	0.00

#	Executed Elements	Info	Base Value	GOE	J1	J2	J3	J4	J5	J6	J7	J8	J9	Ref	Scores of Panel
1	3Tw3		5.70	1.79	4	1	3	3	4	3	3	2	4		7.49
2	3T<	<	3.15	-0.54	-2	-1	-2	-3	-2	-1	-2	-2	-1		2.61
3	FCCoSp4		3.50	1.25	3	3	4	3	4	5	4	3	4		4.75
4	4Li4		5.10	1.75	4	3	4	3	3	4	4	2	3		6.85
5	BoDs3		4.30	1.35	3	2	3	4	3	5	3	3	3		5.65
6	3FTh		5.30	-0.61	-1	-3	-2	-1	-1	-2	0	-1	0		4.69
7	StSq3		3.30	1.18	3	3	4	3	4	4	4	3	4		4.48
			30.35												36.52
	Program Components			Factor											
	Skating Skills			0.80	8.75	8.75	8.75	8.75	8.50	8.75	8.75	8.50	9.00		8.71
	Transitions			0.80	8.50	8.25	8.50	8.75	8.50	9.00	9.00	8.50	8.75		8.64
	Performance			0.80	8.50	8.50	8.75	8.50	8.75	8.75	9.00	8.75	8.75		8.68
	Composition			0.80	8.50	8.75	8.75	8.75	9.00	8.75	9.25	8.75	9.00		8.82
	Interpretation of the Music			0.80	8.75	8.50	9.00	9.00	8.75	8.75	9.25	8.75	9.25		8.89
	Judges Total Program Component Score (factored)														34.99

Deductions		0.00
-------------------	--	-------------

< Under-rotated jump

ISU Grand Prix of Figure Skating Final 2018

PAIRS SHORT PROGRAM JUDGES DETAILS PER SKATER

Rank	Name	Nation	Starting Number	Total Segment Score	Total Element Score	Program Component Score (factored)	Total Deductions
5	Nicole DELLA MONICA / Matteo GUARISE	ITA	3	69.77	36.77	33.00	0.00

#	Executed Elements	Info	Base Value	GOE	J1	J2	J3	J4	J5	J6	J7	J8	J9	Ref	Scores of Panel
1	3S		4.30	1.29	2	3	3	2	4	4	3	3	3		5.59
2	3Tw2		5.40	0.39	1	1	0	3	-2	2	1	-1	1		5.79
3	3LoTh		5.00	-1.36	-3	-4	-3	-2	-4	-2	-2	-2	-3		3.64
4	4Li4		5.10	1.53	3	3	3	3	2	3	4	3	3		6.63
5	BoDs4		4.70	1.41	3	3	3	3	3	4	3	3	3		6.11
6	StSq4		3.90	1.00	3	3	3	2	1	3	2	2	3		4.90
7	FCCoSp3		3.00	1.11	4	3	4	4	2	5	4	3	4		4.11
			31.40												36.77
	Program Components			Factor											
	Skating Skills			0.80	8.50	8.25	8.25	7.75	8.00	8.50	8.25	8.50	8.50		8.32
	Transitions			0.80	8.25	8.00	7.75	7.75	7.75	8.25	8.25	8.50	8.00		8.04
	Performance			0.80	8.50	8.25	8.00	8.00	8.00	8.50	8.00	8.25	8.00		8.14
	Composition			0.80	8.50	8.50	8.25	8.25	8.25	8.75	8.50	8.25	8.25		8.36
	Interpretation of the Music			0.80	8.75	8.50	8.25	8.50	8.00	8.25	8.25	8.50	8.50		8.39
	Judges Total Program Component Score (factored)														33.00

Deductions	0.00
-------------------	-------------

Rank	Name	Nation	Starting Number	Total Segment Score	Total Element Score	Program Component Score (factored)	Total Deductions
6	Daria PAVLIUCHENKO / Denis KHODYKIN	RUS	1	61.24	32.90	29.34	1.00

#	Executed Elements	Info	Base Value	GOE	J1	J2	J3	J4	J5	J6	J7	J8	J9	Ref	Scores of Panel
1	3Tw4		6.00	1.80	3	3	4	3	3	3	3	3	3		7.80
2	3T		4.20	-1.14	-3	-2	-3	-5	-3	-2	-2	-2	-4		3.06
3	3FTh		5.30	-2.65	-5	-5	-4	-5	-5	-5	-5	-5	-5		2.65
4	4Li4		5.10	1.24	3	2	3	2	2	3	3	2	1		6.34
5	BoDs3		4.30	0.74	2	2	2	3	2	1	2	1	1		5.04
6	StSq3		3.30	0.66	2	2	2	2	3	2	1	2	2		3.96
7	CCoSp4		3.50	0.55	0	1	2	3	3	2	1	1	1		4.05
			31.70												32.90
	Program Components			Factor											
	Skating Skills			0.80	7.75	7.50	7.25	7.25	7.50	7.00	7.50	7.75	7.50		7.46
	Transitions			0.80	7.50	7.00	7.00	7.00	7.50	7.00	7.75	7.50	7.50		7.29
	Performance			0.80	7.25	7.00	6.75	7.25	7.25	7.00	7.25	7.25	7.25		7.18
	Composition			0.80	7.50	7.50	7.00	7.50	7.50	7.25	7.50	7.75	7.50		7.46
	Interpretation of the Music			0.80	7.25	7.50	7.00	7.50	7.25	7.00	7.25	7.50	7.25		7.29
	Judges Total Program Component Score (factored)														29.34

Deductions	Falls: -1.00	-1.00
-------------------	--------------	--------------

printed: 07/12/18 21:14:39

ISU Grand Prix of Figure Skating Final 2018

RESULTS

PAIRS FREE SKATING

Pl.	Name	Nation	Total Segment Score
1	Vanessa JAMES / Morgan CIPRES	FRA	148.37
2	Cheng PENG / Yang JIN	CHN	141.21
3	Evgenia TARASOVA / Vladimir MOROZOV	RUS	140.16
4	Natalia ZABIIAKO / Alexander ENBERT	RUS	125.89
5	Daria PAVLIUCHENKO / Denis KHODYKIN	RUS	125.57
6	Nicole DELLA MONICA / Matteo GUARISE	ITA	117.86

Printed: 08/12/18 21:22:47

ISU Grand Prix of Figure Skating Final 2018

PAIRS FREE SKATING JUDGES DETAILS PER SKATER

Rank	Name	Nation	Starting Number	Total Segment Score	Total Element Score	Program Component Score (factored)	Total Deductions
1	Vanessa JAMES / Morgan CIPRES	FRA	2	148.37	75.59	73.78	1.00

#	Executed Elements	Info	Base Value	GOE	J1	J2	J3	J4	J5	J6	J7	J8	J9	Ref	Scores of Panel
1	3Tw3		5.70	1.79	3	1	3	4	4	3	2	3	4		7.49
2	3T+2T+2T		6.80	1.14	3	1	1	2	5	3	3	4	3		7.94
3	3S		4.30	1.60	3	3	4	3	5	4	4	4	4		5.90
4	3Li4		5.10	2.11	4	4	4	4	4	4	5	5	4		7.21
5	PCoSp4		4.50	1.41	4	3	3	3	3	3	3	4	3		5.91
6	3FTh		5.30	2.04	4	4	3	3	5	4	4	4	4		7.34
7	ChSq1		3.00	2.14	4	3	4	4	4	5	4	5	5		5.14
8	5ALi4		7.00	2.90	5	3	3	4	4	4	5	5	4		9.90
9	3STh		4.40	0.94	3	0	3	1	3	1	2	2	3		5.34
10	FIDs3		3.50	1.15	4	0	3	3	5	3	3	3	4		4.65
11	5BLi3		6.20	2.57	4	3	4	5	4	5	4	4	4		8.77
			55.80												75.59
Program Components				Factor											
Skating Skills				1.60	9.25	9.00	9.00	9.00	9.25	9.50	9.25	9.00	9.25		9.14
Transitions				1.60	9.00	8.50	8.75	8.50	9.00	9.50	9.50	9.00	9.25		9.00
Performance				1.60	9.50	8.75	9.25	8.75	9.50	9.75	9.50	9.50	9.50		9.36
Composition				1.60	9.00	9.00	9.00	9.00	9.50	10.00	9.50	9.25	9.50		9.25
Interpretation of the Music				1.60	9.25	9.00	9.00	9.25	9.50	9.75	9.50	9.50	9.50		9.36
Judges Total Program Component Score (factored)															73.78

Deductions	Time violation: -1.00	-1.00
-------------------	-----------------------	--------------

Rank	Name	Nation	Starting Number	Total Segment Score	Total Element Score	Program Component Score (factored)	Total Deductions
2	Cheng PENG / Yang JIN	CHN	6	141.21	70.12	71.09	0.00

#	Executed Elements	Info	Base Value	GOE	J1	J2	J3	J4	J5	J6	J7	J8	J9	Ref	Scores of Panel
1	2S		1.30	0.22	1	2	2	2	2	3	0	3	0		1.52
2	3T+2T		5.50	0.84	3	1	1	3	3	1	2	2	2		6.34
3	3Tw3		5.70	1.71	3	3	3	3	2	4	2	4	3		7.41
4	3LoTh		5.00	2.14	4	5	4	4	4	5	5	4	4		7.14
5	BiDs3		3.50	1.00	2	2	3	3	3	3	3	3	3		4.50
6	ChSq1		3.00	1.79	3	3	4	4	3	4	4	4	3		4.79
7	3STh		4.40	1.95	4	4	4	4	5	5	5	5	4		6.35
8	5RLi4		7.00	2.30	3	3	3	4	2	4	3	4	3		9.30
9	PCoSp4		4.50	1.48	3	2	3	4	3	4	3	4	3		5.98
10	5ALi4		7.00	2.80	4	4	4	4	4	5	4	4	3		9.80
11	4Li4		5.10	1.89	4	3	4	4	3	4	4	4	3		6.99
			52.00												70.12
Program Components				Factor											
Skating Skills				1.60	8.75	8.75	8.75	9.00	8.75	9.25	8.75	9.00	8.75		8.82
Transitions				1.60	8.50	8.50	8.75	8.75	8.50	9.00	9.00	9.00	8.75		8.75
Performance				1.60	9.00	8.75	9.00	9.00	8.75	9.25	9.25	9.25	9.00		9.04
Composition				1.60	8.75	8.75	8.75	9.00	8.50	9.00	9.25	9.00	8.75		8.86
Interpretation of the Music				1.60	9.00	8.50	9.00	9.25	8.50	9.00	9.25	9.25	8.75		8.96
Judges Total Program Component Score (factored)															71.09

Deductions		0.00
-------------------	--	-------------

ISU Grand Prix of Figure Skating Final 2018

PAIRS FREE SKATING JUDGES DETAILS PER SKATER

Rank	Name	Nation	Starting Number	Total Segment Score	Total Element Score	Program Score (factored)	Total Component Score (factored)	Total Deductions
3	Evgenia TARASOVA / Vladimir MOROZOV	RUS	4	140.16	69.72		70.44	0.00

#	Executed Elements	Info	Base Value	GOE	J1	J2	J3	J4	J5	J6	J7	J8	J9	Ref	Scores of Panel
1	3Tw4		6.00	2.83	5	5	4	4	5	5	5	5	4		8.83
2	3S		4.30	1.23	4	3	2	1	3	2	3	3	4		5.53
3	3T+1T+2T		5.90	-0.96	-2	-1	-3	-3	-3	-2	-3	-1	-2		4.94
4	ChSq1		3.00	1.36	2	2	3	3	3	3	3	3	2		4.36
5	3FTh		5.30	-1.51	-3	-2	-3	-4	-3	-1	-3	-2	-4		3.79
6	5RLi4		7.00	1.70	3	3	2	0	2	3	4	1	3		8.70
7	FIDs3		3.50	1.20	3	4	3	3	3	4	4	4	3		4.70
8	PCoSp4		4.50	1.35	3	3	3	4	1	3	3	3	3		5.85
9	3LoTh		5.00	2.14	4	5	4	4	4	5	4	4	5		7.14
10	5ALi3		6.60	2.36	4	4	4	4	3	4	3	3	3		8.96
11	3Li4		5.10	1.82	4	4	3	2	3	4	4	3	4		6.92
			56.20												69.72
	Program Components			Factor											
	Skating Skills			1.60	8.75	9.25	9.00	8.75	8.50	9.25	9.00	8.75	8.75		8.89
	Transitions			1.60	8.50	9.00	8.75	8.75	8.50	8.75	9.25	8.75	8.75		8.75
	Performance			1.60	8.75	8.75	8.75	8.50	8.50	8.75	8.75	8.75	8.75		8.71
	Composition			1.60	8.75	9.25	8.75	8.75	8.75	8.75	9.25	9.00	9.00		8.89
	Interpretation of the Music			1.60	8.75	9.00	8.75	8.75	8.75	8.75	8.75	9.00	8.75		8.79
	Judges Total Program Component Score (factored)														70.44

Deductions	0.00
-------------------	-------------

Rank	Name	Nation	Starting Number	Total Segment Score	Total Element Score	Program Score (factored)	Total Component Score (factored)	Total Deductions
4	Natalia ZABIIAKO / Alexander ENBERT	RUS	5	125.89	58.75		67.14	0.00

#	Executed Elements	Info	Base Value	GOE	J1	J2	J3	J4	J5	J6	J7	J8	J9	Ref	Scores of Panel
1	3Tw2		5.40	1.00	2	2	3	4	1	2	1	2	1		6.40
2	3T+2T+2Lo		7.20	0.96	2	3	0	3	2	2	2	3	2		8.16
3	3S<	<	3.23	-1.62	-5	-5	-5	-5	-5	-5	-4	-5	-5		1.61
4	PCoSp4		4.50	1.22	2	3	3	3	1	3	2	3	3		5.72
5	3FTh		5.30	0.23	1	1	-1	1	2	-1	-1	0	3		5.53
6	4Li4		5.10	1.53	3	3	3	3	2	3	3	3	3		6.63
7	5RLi4		7.00	2.10	3	3	3	3	3	4	3	3	3		9.10
8	3LoTh		5.00	1.93	4	4	3	3	4	4	4	4	4		6.93
9	ChSq1		3.00	1.00	2	2	1	3	3	1	1	3	2		4.00
10	5ALi		0.00	0.00	-	-	-	-	-	-	-	-	-		0.00
11	FIDs4		3.80	0.87	2	2	2	2	3	3	2	3	2		4.67
			49.53												58.75
	Program Components			Factor											
	Skating Skills			1.60	8.50	8.75	9.00	8.50	8.50	8.25	8.25	8.75	8.50		8.54
	Transitions			1.60	8.25	8.50	8.50	8.25	8.00	7.75	8.00	8.50	8.00		8.21
	Performance			1.60	8.50	8.50	8.50	8.25	8.25	8.00	8.25	8.50	8.25		8.36
	Composition			1.60	8.25	8.75	8.75	8.50	8.50	8.00	8.00	8.75	8.00		8.39
	Interpretation of the Music			1.60	8.25	8.75	8.75	8.50	8.25	8.00	8.25	8.75	8.50		8.46
	Judges Total Program Component Score (factored)														67.14

Deductions	0.00
-------------------	-------------

< Under-rotated jump

ISU Grand Prix of Figure Skating Final 2018

PAIRS FREE SKATING JUDGES DETAILS PER SKATER

Rank	Name	Nation	Starting Number	Total Segment Score	Total Element Score	Program Component Score (factored)	Total Deductions
5	Daria PAVLIUCHENKO / Denis KHODYKIN	RUS	1	125.57	66.31	59.26	0.00

#	Executed Elements	Info	Base Value	GOE	J1	J2	J3	J4	J5	J6	J7	J8	J9	Ref	Scores of Panel
1	3Fe<	e	3.18	-1.36	-3	-4	-4	-5	-5	-5	-5	-4	-3		1.82
2	3T+2T+2T		6.80	0.42	2	2	0	0	2	1	0	2	0		7.22
3	3Tw4		6.00	1.80	3	3	3	3	3	3	3	3	3		7.80
4	ChSq1		3.00	0.93	2	2	2	2	3	2	0	2	1		3.93
5	3FTh		5.30	1.36	3	3	3	2	2	3	2	3	2		6.66
6	5RLi4		7.00	1.10	2	2	3	1	0	2	2	1	1		8.10
7	3LoTh		5.00	1.43	4	3	3	2	2	4	2	3	3		6.43
8	5ALi4		7.00	1.20	2	2	2	2	1	2	1	2	1		8.20
9	4Li4		5.10	0.87	3	3	3	0	0	3	1	2	0		5.97
10	FoDs3		4.30	0.61	2	1	2	1	2	2	1	1	1		4.91
11	PCoSp4		4.50	0.77	2	2	2	1	1	3	1	2	2		5.27
			57.18												66.31
Program Components				Factor											
Skating Skills				1.60	7.75	7.50	7.50	7.25	7.50	7.50	7.00	7.50	7.75		7.50
Transitions				1.60	7.50	7.00	7.50	6.75	7.25	7.25	7.00	7.25	7.50		7.25
Performance				1.60	7.75	7.25	7.75	7.00	7.75	7.75	6.50	7.50	7.75		7.54
Composition				1.60	7.75	7.50	7.75	6.75	7.50	7.50	6.75	7.75	7.25		7.43
Interpretation of the Music				1.60	7.75	7.00	7.25	7.25	7.50	7.25	6.50	7.50	7.50		7.32
Judges Total Program Component Score (factored)															59.26

Deductions	0.00
-------------------	-------------

< Under-rotated jump e Wrong edge

Rank	Name	Nation	Starting Number	Total Segment Score	Total Element Score	Program Component Score (factored)	Total Deductions
6	Nicole DELLA MONICA / Matteo GUARISE	ITA	3	117.86	55.59	64.27	2.00

#	Executed Elements	Info	Base Value	GOE	J1	J2	J3	J4	J5	J6	J7	J8	J9	Ref	Scores of Panel
1	2S		1.30	-0.24	-2	-2	-1	-3	-2	-1	-2	-2	-2		1.06
2	3Tw3		5.70	0.65	1	1	0	2	1	1	1	2	1		6.35
3	3LoTh		5.00	-2.50	-5	-5	-4	-5	-5	-5	-5	-5	-5		2.50
4	FIDs3		3.50	0.80	3	3	2	1	1	3	2	3	2		4.30
5	3T<+COMBO	<	3.15	-1.58	-5	-5	-5	-5	-5	-5	-5	-5	-5		1.57
6	5RLi3		6.60	1.51	3	2	4	3	1	2	1	2	3		8.11
7	ChSq1		3.00	1.21	2	3	3	3	1	3	1	2	3		4.21
8	3STh		4.40	1.32	3	4	3	4	2	3	2	2	4		5.72
9	5ALi4		7.00	2.20	3	3	3	4	1	3	4	3	3		9.20
10	4Li4		5.10	1.68	3	3	3	3	2	4	4	3	4		6.78
11	PCoSp4		4.50	1.29	3	2	3	3	2	3	3	3	3		5.79
			49.25												55.59
Program Components				Factor											
Skating Skills				1.60	8.50	8.25	8.00	8.25	7.25	7.75	8.00	8.25	8.50		8.14
Transitions				1.60	8.00	8.00	7.50	8.25	7.00	7.75	8.25	8.00	8.25		7.96
Performance				1.60	8.25	7.50	7.50	8.00	7.00	7.50	7.75	8.00	8.00		7.75
Composition				1.60	8.25	8.50	7.75	8.00	7.25	7.75	8.50	8.50	8.50		8.18
Interpretation of the Music				1.60	8.25	8.25	8.00	8.25	7.00	7.75	8.25	8.25	8.25		8.14
Judges Total Program Component Score (factored)															64.27

Deductions	Falls: -2.00	-2.00
-------------------	--------------	--------------

< Under-rotated jump



Grand Prix of Figure Skating Final® 2018 / 19
Junior Grand Prix of Figure Skating Final 2018 / 19
December 6 – 9, 2018, Vancouver, BC / CAN



Dear friends,

On behalf of Skate Canada and the Local Organizing Committee in Vancouver, I would like to thank you for visiting our country and this wonderful city. I hope that you have thoroughly enjoyed your experience and we look forward to welcoming you back again to Canada very soon.

Special congratulations to all of the athletes and coaches for their dedication and hard work to prepare and compete this season. To all officials, thank you for your expertise, time, and commitment to our sport. To our incredible volunteers and partners who make this all possible, thank you!

We hope you will take home wonderful memories of the ISU Grand Prix of Figure Skating Final® 2018/19 and look forward to seeing you again in the near future.

Sincerely,

Leanna Caron
Skate Canada President

Official ISU Sponsors

