



 **WORLD TEAM TROPHY**  
in Figure Skating 2019

# PROTOCOL

April 11th-14th  
Marine Messe Fukuoka

April 11 - April 14, 2019 Fukuoka, Japan

## **Protocol**

of the

### **ISU World Team Trophy in Figure Skating 2019**

organized by the

**Japan Skating Federation**

with the authorization of the

**International Skating Union**

held in

**Fukuoka / Japan**

April 11 – 14, 2019

The events of the competition took place at the

**“Marine Messe Fukuoka”**

an artificial and heated indoor ice surface.

April 11 - April 14, 2019 Fukuoka, Japan

**International Skating Union (ISU)**
**Council**
**President:** Jan Dijkema Netherlands

**1st Vice President**

Figure Skating: Alexander Lakernik Russia

**2nd Vice President**

Speed Skating: Tron Espeli Norway

**Members**

 Figure Skating: Patricia St. Peter U.S.A.  
 Tatsuro Matsumura Japan  
 Maria Teresa Samaranch Spain  
 Marie Lundmark Finland  
 Benoit Lavoie Canada

 Speed Skating: Stoytcho G. Stoytchev Bulgaria  
 Sergio Anesi Italy  
 Yang Yang China  
 Jae Youl Kim Republic of Korea  
 Roland Etienne Maillard Switzerland

 Director General: Fredi Schmid Switzerland  
 Treasurer: Ulrich Linder Switzerland  
 Legal Advisors: Michael Geistlinger Austria  
 Béatrice Pfister Switzerland

 Figure Skating Sports Director: Charles Z. Cyr U.S.A.  
 Speed Skating Sports Director: Hugo Herrnhof Italy

**Technical Committees**
**Single & Pair Skating**

 Chairperson: Fabio Bianchetti Italy  
 Members: Yukiko Okabe Japan  
 Rita Zonnekeyn Belgium  
 Leena Laaksonen Finland  
 Susan Lynch Australia

 Appointed Skater:  
 Appointed Coach: Patrick Meier Switzerland

**Ice Dance**

 Chairperson: Halina Gordon-Poltorak Poland  
 Members: Shawn Rettstatt U.S.A.  
 Hilary Selby Great Britain  
 György Elek Hungary  
 Appointed Skater: Alper Uçar Turkey  
 Appointed Coach: Maurizio Margaglio Italy

**Synchronized Skating**

 Chairperson: Philippe Maitrot France  
 Members: Petra Tyrbo Sweden  
 Lois Long U.S.A.  
 Uliana Chirkova Russia  
 Appointed Skater: Roberta Giuliani Italy  
 Appointed Coach: Cathy Dalton Canada

April 11 - April 14, 2019 Fukuoka, Japan

## TIME SCHEDULE

Date	Time	Event
Wednesday, April 10	All day	Official Practice
	10:00	Team Leaders Meeting
	16:00	Referees and Technical Controllers Meeting
	17:00	Initial Judges Meeting and Judges Draw
	19:30	OC Welcome Reception
Thursday, April 11	14:30	Opening Ceremony on Ice
	15:15	ICE DANCE – Rhythm Dance
	16:35	LADIES – Short Program
	18:40	MEN – Short Program
Friday, April 12	16:00	PAIRS – Short Program
	17:25	ICE DANCE – Free Dance
	19:00	MEN – Free Skating
Saturday, April 13	15:15	PAIRS – Free Skating
	16:50	LADIES – Free Skating
	21:00	Prize Giving Ceremony & Closing Banquet
Sunday, April 14	14:00	Gala Exhibition

April 11 - April 14, 2019 Fukuoka, Japan

### Appointed ISU Event Officials

**ISU Representative:** Mr. Alexander LAKERNIK  
**ISU Medical Advisor:** Mr. Hiroya SAKAI M.D.  
**ISU Event Coordinator:** Mr. Dingding LIU

#### MEN

Referee Mr. Fabio BIANCHETTI  
 Technical Controller Ms. Wendy ENZMANN  
 Technical Specialist Ms. Olga BARANOVA  
 Assistant Technical Specialist Ms. Robyn BURLEY  
 Data Operator Ms. Ranko HIRAI  
 Replay Operator Mr. Steven HSU

#### LADIES

Referee Ms. Laimute KRAUZIENE  
 Technical Controller Ms. Deborah NOYES  
 Technical Specialist Ms. Olga BARANOV  
 Assistant Technical Specialist Mr. Igor BICH  
 Data Operator Mr. Steven HSU  
 Replay Operator Ms. Ranko HIRAI

#### PAIRS

Referee Mr. Fabio BIANCHETTI  
 Technical Controller Ms. Deborah NOYES  
 Technical Specialist Mr. Igor BICH  
 Assistant Technical Specialist Ms. Marie ARAI  
 Data Operator Mr. Steven HSU  
 Replay Operator Ms. Ranko HIRAI

#### ICE DANCE

Referee Mr. Garry HOPPE  
 Technical Controller Ms. Linda LEAVER  
 Technical Specialist Ms. Sylwia NOWAK-TREBACKA  
 Assistant Technical Specialist Ms. Nakako TSUZUKI  
 Data Operator Ms. Ranko HIRAI  
 Replay Operator Mr. Steven HSU

April 11 - April 14, 2019 Fukuoka, Japan

## Organizing Committee

**Chairman:** Hidehito ITO, JSF Director, Chair of Figure Skating

**Vice Chairmen:** Tetsuo ABE, JSF Director  
Hiroo YAMAZAKI, JSF Committee Member  
Koji SATO, TV Asahi General Manager, Sports Division

**Event Manager:** Hiroo YAMAZAKI, JSF Committee Member

**Competition Manager:** Akira SEKINE, JSF Committee Member

**Office Manager:** Ritsuko HORIUCHI, JSF Director

### Accommodation & Transportation

**Manager:** Hiroo YAMAZAKI, JSF Committee Member

**Assistant Manager:** Shiro SHINOHARA, KNT - Official Travel Agent

### Accreditation

**Manager:** Ritsuko HORIUCHI, JSF Director

**Assistant Manager:** Kyoko NISHI, JSF Figure Skating Committee

**Press Manager:** Tamio SUZUKI, JSF

**Medical Manager:** Ryoko TAKANO

**Doping Control Officer:** Yuko ISHIDA

**JSF Coordinators:** Yasushi YAMAKAMI, JSF Figure Skating Committee

Kyoko YUASA, Fukuoka Skating Federation

Kimihiko HAMAYA, JSF

Akari BAISHO, JSF

Tomoko DOI, JSF

### TV Asahi Coordinators:

Kazuyoshi SUZUKI, TV Asahi Director, Planning and Administration Department

Osami KATAHIRA, TV Asahi Director, Sports Production Center

Kazuyuki KITAMURA, TV Asahi Co-Director, Sports Production Center

Hirotake NAKAGUCHI, TV Asahi General Producer, Sports Production Center

Hideyuki SAKAI, TV Asahi Sports Production Center

Kunio OKAMURA, TV Asahi Sports Production Center

Isao KOMODA, TV Asahi Programming Department

Go SAKAI, Kyushu Asahi Broadcasting Co. Ltd. Deputy General Manager, Programming Division

Hiroyuki TAKESHIGE, Kyushu Asahi Broadcasting Co. Ltd. Director, Sports Department/News Division

April 11 - April 14, 2019 Fukuoka, Japan

**Participating ISU Members and Entries**

Member		Men	Ladies	Pairs	Ice Dance	Total
Canada	CAN	2	2	1	1	8
France	FRA	2	2	1	1	8
Italy	ITA	2	2	1	1	8
Japan	JPN	2	2	1	1	8
Russia	RUS	2	2	1	1	8
United States of America	USA	2	2	1	1	8
		<b>12</b>	<b>12</b>	<b>6</b>	<b>6</b>	<b>48</b>
<b>Nations</b>	6	6	6	6	6	

31.03.2019 10:06:47



April 11 - April 14, 2019 Fukuoka, Japan

## Entries per Team

### Team Canada

Team Captain: **Andrew POJE**

Name	Category
Keegan MESSING	Men
Nam NGUYEN	Men
Alaine CHARTRAND	Ladies
Gabrielle DALEMAN	Ladies
Kirsten MOORE-TOWERS / Michael MARINARO	Pairs
Kaitlyn WEAVER / Andrew POJE	Ice Dance

### Team France

Team Captain: **Morgan CIPRES**

Name	Category
Kevin AYMOZ	Men
Adam SIAO HIM FA	Men
Laurine LECAVELIER	Ladies
Mae Berenice MEITE	Ladies
Vanessa JAMES / Morgan CIPRES	Pairs
Gabriella PAPADAKIS / Guillaume CIZERON	Ice Dance

### Team Italy

Team Captain: **Marco FABRI**

Name	Category
Daniel GRASSL	Men
Matteo RIZZO	Men
Marina PIREDDA	Ladies
Roberta RODEGHIERO	Ladies
Nicole DELLA MONICA / Matteo GUARISE	Pairs
Charlene GUIGNARD / Marco FABRI	Ice Dance

### Team Japan

Team Captain: **Misato KOMATSUBARA**

Name	Category
Keiji TANAKA	Men
Shoma UNO	Men
Rika KIHARA	Ladies
Kaori SAKAMOTO	Ladies
Riku MIURA / Shoya ICHIHASHI	Pairs
Misato KOMATSUBARA / Tim KOLETO	Ice Dance

### Team Russia

Team Captain: **Nikita KATSALAPOV**

Name	Category
Andrei LAZUKIN	Men
Alexander SAMARIN	Men
Sofia SAMODUROVA	Ladies
Elizaveta TUKTAMYSHEVA	Ladies
Natalia ZABIIAKO / Alexander ENBERT	Pairs
Victoria SINITSINA / Nikita KATSALAPOV	Ice Dance

### Team United States of America

Team Captain: **Madison HUBBELL**

Name	Category
Nathan CHEN	Men
Vincent ZHOU	Men
Mariah BELL	Ladies
Bradie TENNELL	Ladies
Ashley CAIN / Timothy LEDUC	Pairs
Madison HUBBELL / Zachary DONOHUE	Ice Dance

Last update: 02.04.2019



April 11 - April 14, 2019 Fukuoka, Japan

## TEAM STANDINGS

### FINAL RESULT

Rank	Team	Total Points	Men		Ladies		Pairs		Ice Dance	
			SP	FS	SP	FS	SP	FS	RD	FD
1	Team United States of America	117	12 11	12 11	9 8	11 7	8 8	8 8	10 10	10 10
2	Team Japan	104	10 9	10 7	12 10	10 8	7 7	7 7	7 7	7 7
3	Team Russia	102	8 1	5 4	11 7	12 9	12 11	11 11	11 11	11 11
4	Team France	75	5 2	3 1	5 3	5 4	11 12	12 12	12 12	12 12
5	Team Canada	73	6 4	9 6	6 2	3 1	9 10	10 8	8 9	9 9
6	Team Italy	69	7 3	8 2	4 1	6 2	10 9	9 9	9 8	8 8



Alexander L. KERNIK ISU  
ISU Representative

Team Medalists



SILVER  
Team Japan

GOLD  
Team United States of America

BRONZE  
Team Russia

April 11 - April 14, 2019 Fukuoka, Japan

## PROTOCOL

### ICE DANCE

<b>Marine Messe Fukuoka</b>	THU 11 APR 2019	15:15	Rhythm Dance
	FRI 12 APR 2019	17:25	Free Dance

Size of Skating Arena:	60x30
Ice Conditions:	Very good
Number of Entries:	6
Number of Participants:	6

<b>Rhythm Dance</b>		
Duration:	2:50 +/- 10 seconds	
Program Component Factors:	Skating Skills	0.80
	Transitions	0.80
	Performance	0.80
	Composition	0.80
	Interpretation of the Music/Timing	0.80

<b>Free Dance</b>		
Duration:	4:00 +/- 10 seconds	
Program Component Factors:	Skating Skills	1.20
	Transitions	1.20
	Performance	1.20
	Composition	1.20
	Interpretation of the Music/Timing	1.20

April 11 - April 14, 2019 Fukuoka, Japan

## PANEL OF JUDGES AND TECHNICAL PANEL

### ICE DANCE

#### Panel of Judges

Referee	Mr. Garry HOPPE	ISU
Judge No.1	Ms. Kaoru TAKINO	JPN
Judge No.2	Ms. Isabella MICHELI	ITA
Judge No.3	Ms. Elena FOMINA	RUS
Judge No.4	Ms. Ulla FAIG	GER
Judge No.5	Ms. Malgorzata SOBKOW	POL
Judge No.6	Mr. Ronald BEAU	FRA
Judge No.7	Mr. Richard DALLEY	USA
Judge No.8	Ms. Nicole LEBLANC-RICHARD	CAN
Judge No.9	Ms. Chihee RHEE	KOR

#### Technical Panel

Technical Controller	Ms. Linda LEAVER	ISU
Technical Specialist	Ms. Sylwia NOWAK-TREBACKA	ISU
Assistant Technical Specialist	Ms. Nakako TSUZUKI	ISU

#### Data/Replay Operator

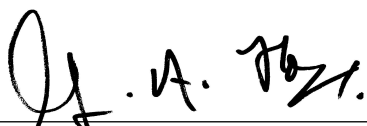
Data Operator	Ms. Ranko HIRAI	ISU
Replay Operator	Mr. Steven HSU	ISU

April 11 - April 14, 2019 Fukuoka, Japan

## SEGMENT RESULTS

### ICE DANCE RHYTHM DANCE RESULT

Rank	Name	Nation	Score	Team Point
1	Gabriella PAPADAKIS / Guillaume CIZERON	FRA	87.31	12
2	Victoria SINITSINA / Nikita KATSALAPOV	RUS	84.57	11
3	Madison HUBBELL / Zachary DONOHUE	USA	82.86	10
4	Charlene GUIGNARD / Marco FABBRI	ITA	80.25	9
5	Kaitlyn WEAVER / Andrew POJE	CAN	79.60	8
6	Misato KOMATSUBARA / Tim KOLETO	JPN	60.93	7



Garry HOPPE ISU  
Referee



Linda LEAVER ISU  
Technical Controller

# ISU World Team Trophy in Figure Skating 2019

## ICE DANCE RHYTHM DANCE JUDGES DETAILS PER SKATER

Rank	Name	Nation	Starting Number	Total Segment Score	Total Element Score	Total Program Component Score (factored)	Total Deductions
1	Gabriella PAPADAKIS / Guillaume CIZERON	FRA	5	87.31	48.06	39.25	0.00

#	Executed Elements	Info	Base Value	GOE	J1	J2	J3	J4	J5	J6	J7	J8	J9	Ref Scores of Panel
1	SqTwL4+SqTwM4		6.34	3.11	4	4	4	5	4	5	4	5	4	9.45
2	CuLi4		5.30	1.73	5	5	5	5	5	5	5	5	5	7.03
3	1TR4+kpYYYY		6.85	2.75	3	3	4	3	4	3	4	4	3	9.60
4	2TR4+kpYYYY		6.85	2.98	4	4	5	4	4	4	3	3	3	9.83
5	MiSt3		7.45	4.70	4	5	5	5	5	5	4	5	5	12.15
			<b>32.79</b>											<b>48.06</b>
<b>Program Components</b>				<b>Factor</b>										
	Skating Skills		0.80		9.75	9.75	10.00	9.75	10.00	10.00	9.75	9.75	9.75	9.82
	Transitions		0.80		9.50	9.50	9.75	9.75	9.75	9.75	9.75	9.50	9.50	9.64
	Performance		0.80		9.75	9.50	10.00	10.00	10.00	10.00	9.75	10.00	9.75	9.89
	Composition		0.80		9.75	9.75	10.00	9.75	10.00	10.00	9.75	9.75	9.75	9.82
	Interpretation of the Music/Timing		0.80		9.75	9.75	10.00	10.00	10.00	9.75	10.00	10.00	9.75	9.89
	Judges Total Program Components Score (factored)													<b>39.25</b>

<b>Deductions:</b>	<b>0.00</b>
--------------------	-------------

Rank	Name	Nation	Starting Number	Total Segment Score	Total Element Score	Total Program Component Score (factored)	Total Deductions
2	Victoria SINITSINA / Nikita KATSALAPOV	RUS	3	84.57	46.52	38.05	0.00

#	Executed Elements	Info	Base Value	GOE	J1	J2	J3	J4	J5	J6	J7	J8	J9	Ref Scores of Panel
1	SqTwL4+SqTwM4		6.34	3.43	5	5	5	5	4	4	5	4	5	9.77
2	1TR4+kpYYYY		6.85	2.52	4	3	4	3	3	3	3	3	3	9.37
3	2TR4+kpYYYY		6.85	2.18	3	2	4	3	3	3	2	2	3	9.03
4	RoLi4		5.30	1.09	2	4	4	1	4	4	3	3	2	6.39
5	MiSt4		7.95	4.01	4	5	5	4	4	4	4	4	4	11.96
			<b>33.29</b>											<b>46.52</b>
<b>Program Components</b>				<b>Factor</b>										
	Skating Skills		0.80		9.50	9.25	9.50	9.50	9.75	9.50	9.25	9.25	9.25	9.39
	Transitions		0.80		9.75	9.50	9.50	9.25	9.75	9.00	9.25	9.25	9.00	9.36
	Performance		0.80		9.50	9.50	9.75	9.25	9.75	9.50	9.50	9.50	9.25	9.50
	Composition		0.80		10.00	9.75	10.00	9.50	10.00	9.25	9.50	9.50	9.50	9.68
	Interpretation of the Music/Timing		0.80		9.75	9.75	10.00	9.50	10.00	9.50	9.50	9.50	9.50	9.64
	Judges Total Program Components Score (factored)													<b>38.05</b>

<b>Deductions:</b>	<b>0.00</b>
--------------------	-------------

Rank	Name	Nation	Starting Number	Total Segment Score	Total Element Score	Total Program Component Score (factored)	Total Deductions
3	Madison HUBBELL / Zachary DONOHUE	USA	6	82.86	45.32	37.54	0.00

#	Executed Elements	Info	Base Value	GOE	J1	J2	J3	J4	J5	J6	J7	J8	J9	Ref Scores of Panel
1	SqTwL4+SqTwM4		6.34	3.32	5	4	4	5	4	5	5	4	5	9.66
2	1TR3+kpYYNY		6.35	2.64	4	3	3	3	3	4	4	3	3	8.99
3	2TR2+kpNNYY		5.85	2.41	3	2	3	3	3	3	3	3	3	8.26
4	CuLi4		5.30	1.43	4	4	4	4	4	5	4	4	5	6.73
5	MiSt4		7.95	3.73	4	4	4	4	3	4	4	3	5	11.68
			<b>31.79</b>											<b>45.32</b>
<b>Program Components</b>				<b>Factor</b>										
	Skating Skills		0.80		9.50	8.50	9.50	9.00	9.25	9.50	9.50	9.25	9.50	9.36
	Transitions		0.80		9.25	8.50	9.00	9.25	9.25	9.00	9.50	9.25	9.50	9.21
	Performance		0.80		9.50	8.75	9.50	9.50	9.50	9.00	9.75	9.50	9.50	9.43
	Composition		0.80		9.50	8.75	9.25	9.50	9.75	9.25	9.75	9.25	9.75	9.46
	Interpretation of the Music/Timing		0.80		9.50	8.25	9.25	9.50	9.50	9.25	9.75	9.50	9.75	9.46
	Judges Total Program Components Score (factored)													<b>37.54</b>

<b>Deductions:</b>	<b>0.00</b>
--------------------	-------------

# ISU World Team Trophy in Figure Skating 2019

## ICE DANCE RHYTHM DANCE JUDGES DETAILS PER SKATER

Rank	Name	Nation	Starting Number	Total Segment Score	Total Element Score	Total Program Component Score (factored)	Total Deductions								
4	Charlene GUIGNARD / Marco FABBRI	ITA	4	80.25	44.25	36.00	0.00								
#	Executed Elements	Info	Base Value	GOE	J1	J2	J3	J4	J5	J6	J7	J8	J9	Ref Scores of Panel	
1	SqTwL4+SqTwM4		6.34	2.80	4	5	4	4	3	3	4	4	4	9.14	
2	1TR4+kpYYYY		6.85	2.30	4	3	2	2	3	3	3	3	3	9.15	
3	2TR3+kpYNNY		6.35	2.18	3	3	3	2	2	2	3	3	3	8.53	
4	StLi4		5.30	1.28	3	5	4	4	4	4	3	3	4	6.58	
5	DiSt4		7.95	2.90	3	4	3	3	3	3	3	3	3	10.85	
			<b>32.79</b>											<b>44.25</b>	
Program Components				Factor											
Skating Skills				0.80	8.75	8.75	9.25	8.50	9.25	9.25	8.75	8.75	8.75		8.89
Transitions				0.80	8.75	8.75	9.00	8.50	9.00	8.75	8.75	8.75	9.00		8.82
Performance				0.80	9.25	9.00	9.25	9.00	9.25	9.00	9.00	9.25	9.00		9.11
Composition				0.80	9.00	9.00	9.25	9.00	9.50	8.75	9.00	9.00	8.75		9.00
Interpretation of the Music/Timing				0.80	9.25	9.25	9.50	8.75	9.50	9.25	9.00	9.25	8.75		9.18
Judges Total Program Components Score (factored)														<b>36.00</b>	
<b>Deductions:</b>												<b>0.00</b>			

Rank	Name	Nation	Starting Number	Total Segment Score	Total Element Score	Total Program Component Score (factored)	Total Deductions								
5	Kaitlyn WEAVER / Andrew POJE	CAN	2	79.60	42.60	37.00	0.00								
#	Executed Elements	Info	Base Value	GOE	J1	J2	J3	J4	J5	J6	J7	J8	J9	Ref Scores of Panel	
1	1TR3+kpYNNY		6.35	2.64	4	3	3	3	3	2	4	4	3	8.99	
2	2TR2+kpNYYN		5.85	2.07	3	3	2	2	3	2	3	3	2	7.92	
3	SiLi4		5.30	1.38	4	2	4	4	4	4	4	4	5	6.68	
4	SqTwL4+SqTwM4		6.34	1.77	2	1	2	2	3	2	3	3	3	8.11	
5	DiSt3		7.45	3.45	4	3	3	4	3	2	4	4	4	10.90	
			<b>31.29</b>											<b>42.60</b>	
Program Components				Factor											
Skating Skills				0.80	9.25	8.50	9.25	9.25	9.25	8.50	9.25	9.25	9.25		9.14
Transitions				0.80	9.25	8.25	9.00	9.50	9.00	8.25	9.25	9.50	9.25		9.07
Performance				0.80	9.75	8.50	9.25	9.50	9.50	8.75	9.50	9.75	9.25		9.36
Composition				0.80	9.50	8.75	9.00	9.25	9.75	8.50	9.50	9.50	9.50		9.29
Interpretation of the Music/Timing				0.80	9.75	8.50	9.25	9.25	9.50	8.75	9.75	9.75	9.50		9.39
Judges Total Program Components Score (factored)														<b>37.00</b>	
<b>Deductions:</b>												<b>0.00</b>			

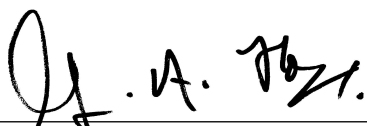
Rank	Name	Nation	Starting Number	Total Segment Score	Total Element Score	Total Program Component Score (factored)	Total Deductions								
6	Misato KOMATSUBARA / Tim KOLETO	JPN	1	60.93	33.25	27.68	0.00								
#	Executed Elements	Info	Base Value	GOE	J1	J2	J3	J4	J5	J6	J7	J8	J9	Ref Scores of Panel	
1	SqTwL4+SqTwM4		6.34	0.51	1	2	1	-1	1	1	1	1	-2	6.85	
2	1TR2+kpYYNN		5.85	0.34	1	1	0	0	1	0	0	1	-1	6.19	
3	2TR2+kpYNNY		5.85	0.23	1	0	1	0	1	0	0	0	0	6.08	
4	DiSt3		7.45	0.69	2	1	1	0	1	0	0	1	1	8.14	
5	CuLi4		5.30	0.69	2	3	2	1	3	1	1	2	3	5.99	
			<b>30.79</b>											<b>33.25</b>	
Program Components				Factor											
Skating Skills				0.80	7.25	7.00	6.75	7.00	6.75	6.75	7.00	6.75	7.00		6.89
Transitions				0.80	7.00	6.50	6.50	6.75	6.75	6.50	6.50	7.00	6.75		6.68
Performance				0.80	7.25	6.75	7.00	7.00	7.25	6.25	7.00	7.25	7.00		7.04
Composition				0.80	7.50	7.00	6.75	7.00	7.00	6.50	7.00	7.50	7.25		7.07
Interpretation of the Music/Timing				0.80	7.25	6.50	7.00	6.75	7.00	6.25	6.75	7.25	7.25		6.93
Judges Total Program Components Score (factored)														<b>27.68</b>	
<b>Deductions:</b>												<b>0.00</b>			

April 11 - April 14, 2019 Fukuoka, Japan

## SEGMENT RESULTS

### ICE DANCE FREE DANCE RESULT

Rank	Name	Nation	Score	Team Point
1	Gabriella PAPADAKIS / Guillaume CIZERON	FRA	135.82	12
2	Victoria SINITSINA / Nikita KATSALAPOV	RUS	130.63	11
3	Madison HUBBELL / Zachary DONOHUE	USA	127.11	10
4	Kaitlyn WEAVER / Andrew POJE	CAN	124.18	9
5	Charlene GUIGNARD / Marco FABBRI	ITA	122.29	8
6	Misato KOMATSUBARA / Tim KOLETO	JPN	99.31	7



Garry HOPPE ISU  
Referee



Linda LEAVER ISU  
Technical Controller



# ISU World Team Trophy in Figure Skating 2019

## ICE DANCE FREE DANCE JUDGES DETAILS PER SKATER

Rank	Name	Nation	Starting Number	Total Segment Score	Total Element Score	Total Program Component Score (factored)	Total Deductions
1	Gabriella PAPADAKIS / Guillaume CIZERON	FRA	6	135.82	76.34	59.48	0.00

#	Executed Elements	Info	Base Value	GOE	J1	J2	J3	J4	J5	J6	J7	J8	J9	Ref Scores of Panel	
1	StaLi4		5.30	1.73	5	5	5	5	5	5	5	5	5	7.03	
2	SyTwL4+SyTwM4		6.34	3.53	5	5	4	5	4	5	5	5	5	9.87	
3	OFStL3+OFStM4		6.09	3.32	4	5	5	4	4	5	5	4	5	9.41	
4	CuLi4		5.30	1.73	5	5	5	5	5	5	5	5	5	7.03	
5	Sp4		6.00	1.99	4	4	5	5	4	5	4	4	5	7.99	
6	DiSt4		7.95	4.70	5	5	5	4	4	5	5	5	5	12.65	
7	RoLi4		5.30	1.43	3	4	4	4	5	5	4	5	3	6.73	
8	ChSt1		1.10	4.15	5	5	5	5	5	5	4	5	5	5.25	
9	ChSi1		1.10	4.03	4	5	5	5	5	5	5	4	5	5.13	
10	ChLi1		1.10	4.15	5	5	5	5	5	5	5	5	5	5.25	
			<b>45.58</b>											<b>76.34</b>	
<b>Program Components</b>				<b>Factor</b>											
Skating Skills				1.20	9.75	10.00	10.00	9.75	10.00	10.00	9.75	9.75	9.75		9.86
Transitions				1.20	9.75	9.75	9.75	9.75	9.75	10.00	9.75	9.75	9.75		9.75
Performance				1.20	10.00	10.00	10.00	10.00	10.00	10.00	10.00	10.00	10.00		10.00
Composition				1.20	9.75	10.00	9.75	10.00	10.00	10.00	10.00	10.00	10.00		9.96
Interpretation of the Music/Timing				1.20	10.00	10.00	10.00	10.00	10.00	10.00	10.00	10.00	10.00		10.00
Judges Total Program Components Score (factored)														<b>59.48</b>	

<b>Deductions:</b>	<b>0.00</b>
--------------------	-------------

Rank	Name	Nation	Starting Number	Total Segment Score	Total Element Score	Total Program Component Score (factored)	Total Deductions
2	Victoria SINITSINA / Nikita KATSALAPOV	RUS	5	130.63	72.64	57.99	0.00

#	Executed Elements	Info	Base Value	GOE	J1	J2	J3	J4	J5	J6	J7	J8	J9	Ref Scores of Panel	
1	SyTwL4+SyTwM3		6.09	3.01	5	4	3	3	4	5	5	4	4	9.10	
2	SiLi4		5.30	1.38	4	4	5	4	4	4	4	3	4	6.68	
3	SeSt4		7.95	4.29	5	5	4	4	4	5	4	3	5	12.24	
4	StaLi4		5.30	1.73	5	5	5	5	5	5	5	5	5	7.03	
5	OFStL4+OFStM3		6.09	3.11	3	5	4	4	5	4	4	4	5	9.20	
6	Sp4		6.00	1.61	3	4	4	3	3	4	4	3	4	7.61	
7	RoLi4		5.30	1.63	4	5	5	5	4	3	5	5	5	6.93	
8	ChLi1		1.10	3.56	4	4	4	5	5	5	4	3	4	4.66	
9	ChSt1		1.10	3.91	5	5	5	5	4	4	4	5	5	5.01	
10	ChSp1		1.10	3.08	3	4	4	4	4	4	4	3	3	4.18	
			<b>45.33</b>											<b>72.64</b>	
<b>Program Components</b>				<b>Factor</b>											
Skating Skills				1.20	9.50	9.50	9.50	9.50	9.50	9.50	9.50	9.50	9.50		9.50
Transitions				1.20	9.50	9.50	9.50	9.50	9.75	9.25	9.25	9.25	9.50		9.43
Performance				1.20	9.75	9.25	10.00	9.75	9.75	10.00	9.75	9.50	9.75		9.75
Composition				1.20	10.00	9.50	9.75	9.75	10.00	9.75	9.50	9.50	9.75		9.71
Interpretation of the Music/Timing				1.20	10.00	9.75	10.00	10.00	10.00	10.00	10.00	9.75	9.75		9.93
Judges Total Program Components Score (factored)														<b>57.99</b>	

<b>Deductions:</b>	<b>0.00</b>
--------------------	-------------

# ISU World Team Trophy in Figure Skating 2019

## ICE DANCE FREE DANCE JUDGES DETAILS PER SKATER

Rank	Name	Nation	Starting Number	Total Segment Score	Total Element Score	Total Program Component Score (factored)	Total Deductions
3	Madison HUBBELL / Zachary DONOHUE	USA	4	127.11	70.44	56.67	0.00

#	Executed Elements	Info	Base Value	GOE	J1	J2	J3	J4	J5	J6	J7	J8	J9	Ref Scores of Panel
1	StaLi4		5.30	1.33	4	5	4	3	3	5	4	4	2	6.63
2	ChSt1		1.10	3.44	5	4	4	4	4	5	4	4	4	4.54
3	SILi4+CuLi4		10.60	2.76	4	5	4	4	3	5	4	3	4	13.36
4	OFStL3+OFStM4		6.09	2.80	5	4	3	3	3	4	5	4	4	8.89
5	MiSt3		7.45	3.32	3	4	3	3	3	4	4	3	5	10.77
6	SyTwL4+SyTwM4		6.34	3.53	5	5	5	5	4	5	5	4	5	9.87
7	Sp4		6.00	1.54	3	4	3	4	3	4	4	3	3	7.54
8	ChSI1		1.10	3.44	5	5	3	5	4	4	4	3	4	4.54
9	ChTw1		1.10	3.20	4	3	4	4	3	4	4	4	4	4.30
			<b>45.08</b>											<b>70.44</b>
<b>Program Components</b>		<b>Factor</b>												
	Skating Skills		1.20		9.50	9.25	9.50	9.25	9.50	9.50	9.75	9.25	9.50	9.43
	Transitions		1.20		9.25	9.25	9.00	9.00	9.25	9.25	9.50	9.25	9.50	9.25
	Performance		1.20		9.50	9.00	9.50	9.75	9.50	9.75	9.75	9.25	9.50	9.54
	Composition		1.20		9.25	9.25	9.25	9.50	9.50	9.50	9.50	9.50	9.50	9.43
	Interpretation of the Music/Timing		1.20		9.50	9.50	9.50	9.50	9.75	9.75	9.75	9.50	9.50	9.57
	Judges Total Program Components Score (factored)													<b>56.67</b>
<b>Deductions:</b>														<b>0.00</b>

Rank	Name	Nation	Starting Number	Total Segment Score	Total Element Score	Total Program Component Score (factored)	Total Deductions
4	Kaitlyn WEAVER / Andrew POJE	CAN	2	124.18	68.79	55.39	0.00

#	Executed Elements	Info	Base Value	GOE	J1	J2	J3	J4	J5	J6	J7	J8	J9	Ref Scores of Panel
1	StaLi4		5.30	1.58	5	5	4	4	3	4	5	5	5	6.88
2	OFStL2+OFStM3		5.59	2.28	3	3	2	3	3	3	4	3	4	7.87
3	SILi4		5.30	1.28	4	5	3	4	2	4	4	4	3	6.58
4	DiSt3		7.45	3.32	4	3	3	4	3	3	4	3	4	10.77
5	SyTwL4+SyTwM4		6.34	2.39	3	3	2	4	2	4	3	4	4	8.73
6	CoSp4		6.00	1.61	4	4	3	3	3	4	4	3	4	7.61
7	RoLi4		5.30	1.43	5	5	4	4	3	4	4	5	3	6.73
8	ChSp1		1.10	3.32	4	4	4	4	4	5	4	4	3	4.42
9	ChSt1		1.10	3.32	5	4	3	4	3	4	4	5	4	4.42
10	ChLi1		1.10	3.68	4	4	4	4	3	5	5	5	5	4.78
			<b>44.58</b>											<b>68.79</b>
<b>Program Components</b>		<b>Factor</b>												
	Skating Skills		1.20		9.25	9.00	9.25	9.25	9.00	9.00	9.25	9.25	9.25	9.18
	Transitions		1.20		9.00	8.50	9.00	9.00	9.00	8.75	8.75	9.50	9.00	8.93
	Performance		1.20		9.50	8.75	9.25	9.50	9.25	9.50	9.50	9.75	9.25	9.39
	Composition		1.20		9.50	9.00	9.00	9.25	9.50	9.25	9.25	9.50	9.25	9.29
	Interpretation of the Music/Timing		1.20		9.75	9.00	9.25	9.50	9.25	9.00	9.50	9.75	9.25	9.36
	Judges Total Program Components Score (factored)													<b>55.39</b>
<b>Deductions:</b>														<b>0.00</b>

# ISU World Team Trophy in Figure Skating 2019

## ICE DANCE FREE DANCE JUDGES DETAILS PER SKATER

Rank	Name	Nation	Starting Number	Total Segment Score	Total Element Score	Total Program Component Score (factored)	Total Deductions
5	Charlene GUIGNARD / Marco FABBRI	ITA	3	122.29	67.99	54.30	0.00

#	Executed Elements	Info	Base Value	GOE	J1	J2	J3	J4	J5	J6	J7	J8	J9	Ref Scores of Panel
1	CoSp4		6.00	1.54	3	4	3	2	4	4	4	2	4	7.54
2	CiSt4		7.95	3.18	3	4	3	3	3	4	3	3	4	11.13
3	SyTwL4+SyTwM4		6.34	2.80	4	4	4	4	3	5	4	3	4	9.14
4	RoLi4		5.30	1.43	4	5	4	4	4	4	4	3	5	6.73
5	OFStL2+OFStM3		5.59	2.08	3	3	2	2	3	3	3	3	3	7.67
6	ChSt1		1.10	3.32	3	5	4	4	4	4	4	4	4	4.42
7	StaLi4		5.30	1.14	3	5	3	4	3	4	3	3	3	6.44
8	SILi4		5.30	1.38	4	4	4	4	4	4	3	4	4	6.68
9	ChLi1		1.10	3.08	4	5	4	2	4	4	4	3	3	4.18
10	ChSp1		1.10	2.96	3	4	3	4	3	3	4	4	4	4.06
			<b>45.08</b>											<b>67.99</b>
<b>Program Components</b>				<b>Factor</b>										
	Skating Skills			1.20	8.75	9.00	9.25	8.50	9.25	9.25	9.00	8.75	8.75	8.96
	Transitions			1.20	8.75	8.75	9.00	8.50	9.25	9.00	9.00	8.75	8.75	8.86
	Performance			1.20	9.25	9.00	9.25	8.75	9.50	9.50	9.25	9.00	9.00	9.18
	Composition			1.20	9.00	9.00	9.25	8.75	9.75	9.00	9.00	9.25	8.75	9.04
	Interpretation of the Music/Timing			1.20	9.25	9.00	9.25	8.75	9.50	9.25	9.25	9.25	9.25	9.21
	Judges Total Program Components Score (factored)													<b>54.30</b>

<b>Deductions:</b>	<b>0.00</b>
--------------------	-------------

Rank	Name	Nation	Starting Number	Total Segment Score	Total Element Score	Total Program Component Score (factored)	Total Deductions
6	Misato KOMATSUBARA / Tim KOLETO	JPN	1	99.31	56.61	42.70	0.00

#	Executed Elements	Info	Base Value	GOE	J1	J2	J3	J4	J5	J6	J7	J8	J9	Ref Scores of Panel
1	CoSp4		6.00	1.09	3	3	2	2	2	3	1	2	3	7.09
2	CuLi4		5.30	0.89	3	3	2	2	3	3	1	2	3	6.19
3	SyTwL4+SyTwM3		6.09	1.04	1	3	0	1	2	2	1	1	2	7.13
4	OFStL2+OFStM3		5.59	0.83	2	2	0	0	2	1	0	1	3	6.42
5	RoLi4		5.30	0.74	2	3	1	2	3	3	-1	2	2	6.04
6	ChSt1		1.10	1.66	3	2	2	2	2	2	0	1	4	2.76
7	DiSt3		7.45	1.25	2	2	0	1	2	1	0	1	2	8.70
8	SILi4		5.30	0.74	3	3	2	2	2	1	0	2	3	6.04
9	ChSI1		1.10	2.02	3	3	2	2	3	3	0	1	3	3.12
10	ChLi1		1.10	2.02	3	3	2	2	2	4	-1	2	3	3.12
			<b>44.33</b>											<b>56.61</b>
<b>Program Components</b>				<b>Factor</b>										
	Skating Skills			1.20	7.00	6.75	7.00	7.50	7.25	6.75	6.75	7.00	7.00	6.96
	Transitions			1.20	6.75	6.75	6.75	7.25	6.75	6.50	6.75	6.75	6.75	6.75
	Performance			1.20	7.25	6.50	7.25	7.75	7.25	7.75	7.00	7.25	7.25	7.29
	Composition			1.20	7.50	6.50	6.75	7.75	7.50	7.50	6.75	7.50	7.50	7.29
	Interpretation of the Music/Timing			1.20	7.25	7.00	7.25	7.50	7.25	7.50	7.25	7.25	7.25	7.29
	Judges Total Program Components Score (factored)													<b>42.70</b>

<b>Deductions:</b>	<b>0.00</b>
--------------------	-------------

April 11 - April 14, 2019 Fukuoka, Japan

## PROTOCOL

### MEN

<b>Marine Messe Fukuoka</b>	THU 11 APR 2019	18:40	Short Program
	FRI 12 APR 2019	19:00	Free Skating

Size of Skating Arena:	60x30
Ice Conditions:	Very good
Number of Entries:	12
Number of Participants:	12

<b>Short Program</b>		
Duration:	2:40 +/- 10 seconds	
Program Component Factors:	Skating Skills	1.00
	Transitions	1.00
	Performance	1.00
	Composition	1.00
	Interpretation of the Music	1.00

<b>Free Skating</b>		
Duration:	4:00 +/- 10 seconds	
Program Component Factors:	Skating Skills	2.00
	Transitions	2.00
	Performance	2.00
	Composition	2.00
	Interpretation of the Music	2.00

April 11 - April 14, 2019 Fukuoka, Japan

## PANEL OF JUDGES AND TECHNICAL PANEL

### MEN

#### Panel of Judges

Referee	Mr. Fabio BIANCHETTI	ISU
Judge No.1	Ms. Susan BLATZ	CAN
Judge No.2	Ms. Sakae YAMAMOTO	JPN
Judge No.3	Ms. Elisabeth LOUESDON	FRA
Judge No.4	Ms. Taffy HOLLIDAY	USA
Judge No.5	Ms. Olga KOZHEMYAKINA	RUS
Judge No.6	Mr. Walter TOIGO	ITA
Judge No.7	Ms. Dan FANG	CHN
Judge No.8	Ms. Ulla FAIG	GER
Judge No.9	Ms. Nadezhda PARETSKAIA	KAZ

#### Technical Panel

Technical Controller	Ms. Wendy ENZMANN	ISU
Technical Specialist	Ms. Olga BARANOVA	ISU
Assistant Technical Specialist	Ms. Robyn BURLEY	ISU

#### Data/Replay Operator

Data Operator	Ms. Ranko HIRAI	ISU
Replay Operator	Mr. Steven HSU	ISU


April 11 - April 14, 2019 Fukuoka, Japan

## SEGMENT RESULTS

### MEN SHORT PROGRAM RESULT

Rank	Name	Nation	Score	Team Point
1	Nathan CHEN	USA	101.95	12
2	Vincent ZHOU	USA	100.51	11
3	Shoma UNO	JPN	92.78	10
4	Keiji TANAKA	JPN	89.05	9
5	Andrei LAZUKIN	RUS	88.96	8
6	Matteo RIZZO	ITA	87.64	7
7	Nam NGUYEN	CAN	87.57	6
8	Kevin AYZOZ	FRA	85.22	5
9	Keegan MESSING	CAN	79.75	4
10	Daniel GRASSL	ITA	79.68	3
11	Adam SIAO HIM FA	FRA	72.56	2
12	Alexander SAMARIN	RUS	71.84	1

  
 Fabio BIANCHETTI ISU  
 Referee

  
 Wendy ENZMANN ISU  
 Technical Controller

# ISU World Team Trophy in Figure Skating 2019

## MEN SHORT PROGRAM JUDGES DETAILS PER SKATER

Rank	Name	Nation	Starting Number	Total Segment Score	Total Element Score	Total Program Component Score (factored)	Total Deductions
1	Nathan CHEN	USA	12	101.95	54.69	47.26	0.00

#	Executed Elements	Info	Base Value	GOE	J1	J2	J3	J4	J5	J6	J7	J8	J9	Ref Scores of Panel	
1	3A		8.00	2.29	3	2	4	2	2	4	4	2	3	10.29	
2	4T		9.50	3.26	4	2	4	3	3	4	4	4	2	12.76	
3	CCSp4		3.20	0.91	2	3	4	3	3	2	4	2	3	4.11	
4	3Lz+3T		11.11	X 2.19	4	3	4	3	4	4	4	4	3	13.30	
5	FSSp4		3.00	0.94	3	2	4	3	3	3	4	3	3	3.94	
6	StSq4		3.90	1.84	4	4	5	5	5	5	5	5	4	5.74	
7	CCoSp4		3.50	1.05	2	3	3	3	3	3	4	3	3	4.55	
			<b>42.21</b>											<b>54.69</b>	
Program Components				Factor											
Skating Skills				1.00	9.50	9.25	9.50	9.25	9.25	9.50	9.25	9.25	9.50	9.50	9.36
Transitions				1.00	9.50	9.00	9.50	9.25	9.50	9.25	9.25	9.25	9.00	9.00	9.29
Performance				1.00	9.50	9.25	9.75	9.75	9.50	9.50	9.50	9.50	9.50	9.50	9.54
Composition				1.00	9.50	9.25	9.50	9.50	9.50	9.50	9.50	9.50	9.50	9.50	9.50
Interpretation of the Music				1.00	9.75	9.50	9.75	9.50	9.50	9.50	9.50	9.75	9.25	9.25	9.57
Judges Total Program Components Score (factored)														<b>47.26</b>	

<b>Deductions:</b>	<b>0.00</b>
--------------------	-------------

X Credit highlight distribution, base value multiplied by 1.1

Rank	Name	Nation	Starting Number	Total Segment Score	Total Element Score	Total Program Component Score (factored)	Total Deductions
2	Vincent ZHOU	USA	10	100.51	57.30	43.21	0.00

#	Executed Elements	Info	Base Value	GOE	J1	J2	J3	J4	J5	J6	J7	J8	J9	Ref Scores of Panel	
1	4Lz+3T		15.70	1.97	2	3	2	3	1	2	2	-2	0	17.67	
2	4S		9.70	2.49	4	2	4	3	2	2	3	2	1	12.19	
3	CSSp4		3.00	0.64	3	2	3	2	2	-1	3	1	2	3.64	
4	3A		8.80	X 1.94	3	2	3	3	2	3	4	1	1	10.74	
5	StSq3		3.30	1.23	3	4	4	4	4	3	4	4	3	4.53	
6	FCSp4		3.20	0.78	2	3	3	2	2	3	3	1	2	3.98	
7	CCoSp4		3.50	1.05	4	3	3	3	3	2	4	2	3	4.55	
			<b>47.20</b>											<b>57.30</b>	
Program Components				Factor											
Skating Skills				1.00	8.50	9.00	8.75	9.00	8.75	8.25	8.50	8.50	8.50	8.50	8.64
Transitions				1.00	8.50	9.00	8.50	9.00	8.50	8.25	8.25	8.25	8.50	8.50	8.50
Performance				1.00	9.00	9.25	8.75	9.25	8.75	8.25	8.50	8.00	8.75	8.75	8.75
Composition				1.00	8.75	9.25	8.50	9.25	8.50	8.50	8.25	8.25	8.75	8.75	8.64
Interpretation of the Music				1.00	8.75	9.25	8.75	9.25	8.50	8.50	8.50	8.25	8.50	8.50	8.68
Judges Total Program Components Score (factored)														<b>43.21</b>	

<b>Deductions:</b>	<b>0.00</b>
--------------------	-------------

X Credit highlight distribution, base value multiplied by 1.1

Rank	Name	Nation	Starting Number	Total Segment Score	Total Element Score	Total Program Component Score (factored)	Total Deductions
3	Shoma UNO	JPN	11	92.78	47.67	45.11	0.00

#	Executed Elements	Info	Base Value	GOE	J1	J2	J3	J4	J5	J6	J7	J8	J9	Ref Scores of Panel	
1	4F		11.00	0.16	3	0	2	0	0	1	-1	-1	-1	11.16	
2	FCSp4		3.20	0.91	3	2	3	3	2	4	4	2	3	4.11	
3	StSq3		3.30	1.18	4	3	4	4	3	3	3	4	4	4.48	
4	4T+2T		10.80	-3.80	-4	-3	-3	-5	-4	-3	-5	-4	-5	7.00	
5	3A		8.80	X 3.09	4	3	4	4	4	3	5	4	4	11.89	
6	CSSp4		3.00	1.03	2	0	4	4	4	3	4	4	3	4.03	
7	CCoSp4		3.50	1.50	4	4	4	5	5	5	4	4	4	5.00	
			<b>43.60</b>											<b>47.67</b>	
Program Components				Factor											
Skating Skills				1.00	9.25	9.00	9.00	9.25	9.00	9.25	9.00	9.25	9.25	9.25	9.14
Transitions				1.00	9.25	8.75	8.50	9.25	9.25	9.00	8.75	9.25	8.75	8.75	9.00
Performance				1.00	9.00	8.75	8.75	8.50	8.75	8.75	8.75	9.00	8.75	8.75	8.79
Composition				1.00	9.25	9.25	9.00	9.25	9.25	9.00	9.00	9.50	9.25	9.25	9.18
Interpretation of the Music				1.00	9.25	9.00	9.00	9.25	9.00	8.75	8.75	9.25	8.75	8.75	9.00
Judges Total Program Components Score (factored)														<b>45.11</b>	

<b>Deductions:</b>	<b>0.00</b>
--------------------	-------------

X Credit highlight distribution, base value multiplied by 1.1

# ISU World Team Trophy in Figure Skating 2019

## MEN SHORT PROGRAM

## JUDGES DETAILS PER SKATER

Rank	Name	Nation	Starting Number	Total Segment Score	Total Element Score	Total Program Component Score (factored)	Total Deductions
4	Keiji TANAKA	JPN	6	89.05	48.59	40.46	0.00

#	Executed Elements	Info	Base Value	GOE	J1	J2	J3	J4	J5	J6	J7	J8	J9	Ref Scores of Panel	
1	4S		9.70	2.63	2	3	3	2	2	3	3	3	3	12.33	
2	3Lz+3T		10.10	1.69	4	2	4	3	3	2	3	3	2	11.79	
3	FCSp4		3.20	0.78	1	2	3	2	3	2	3	2	3	3.98	
4	CSSp3		2.60	0.37	1	1	2	1	1	2	2	0	2	2.97	
5	3A		8.80	X -0.91	1	-1	0	-3	-2	-1	0	-2	-2	7.89	
6	StSq4		3.90	1.28	3	3	3	3	4	3	4	3	4	5.18	
7	CCoSp4		3.50	0.95	2	3	3	3	3	2	3	1	4	4.45	
			<b>41.80</b>											<b>48.59</b>	
Program Components				Factor											
Skating Skills				1.00	8.75	8.25	7.75	7.50	8.00	8.00	8.00	8.25	8.75		8.14
Transitions				1.00	8.50	8.00	7.25	7.50	7.50	7.75	8.00	8.25	8.25		7.89
Performance				1.00	8.75	8.25	7.75	7.25	8.00	8.25	8.25	8.50	8.50		8.21
Composition				1.00	8.50	8.50	7.75	7.50	7.75	8.00	8.00	8.25	8.75		8.11
Interpretation of the Music				1.00	8.50	8.50	8.00	7.75	7.75	8.00	8.00	8.00	8.75		8.11
Judges Total Program Components Score (factored)														<b>40.46</b>	

<b>Deductions:</b>	<b>0.00</b>
--------------------	-------------

X Credit highlight distribution, base value multiplied by 1.1

Rank	Name	Nation	Starting Number	Total Segment Score	Total Element Score	Total Program Component Score (factored)	Total Deductions
5	Andrei LAZUKIN	RUS	2	88.96	50.46	38.50	0.00

#	Executed Elements	Info	Base Value	GOE	J1	J2	J3	J4	J5	J6	J7	J8	J9	Ref Scores of Panel	
1	4T		9.50	2.58	3	2	3	2	3	3	3	2	4	12.08	
2	3A		8.00	1.94	2	2	4	2	2	2	3	1	4	9.94	
3	FCSp4		3.20	1.01	2	3	4	4	3	2	4	3	3	4.21	
4	3F+3T		10.45	X 1.14	3	0	3	1	2	2	3	1	3	11.59	
5	StSq4		3.90	1.00	2	2	3	3	3	1	3	2	3	4.90	
6	CSSp4		3.00	0.69	2	2	3	2	2	2	3	1	3	3.69	
7	CCoSp4		3.50	0.55	1	1	3	2	2	1	2	1	2	4.05	
			<b>41.55</b>											<b>50.46</b>	
Program Components				Factor											
Skating Skills				1.00	8.25	7.75	8.00	7.50	7.75	7.25	7.75	8.00	8.75		7.86
Transitions				1.00	7.50	7.50	7.50	7.25	7.50	7.00	7.50	6.50	8.25		7.39
Performance				1.00	8.00	7.75	8.00	7.25	8.00	7.25	7.75	7.75	9.00		7.79
Composition				1.00	8.00	7.50	7.75	7.25	7.75	7.50	7.50	7.50	8.50		7.64
Interpretation of the Music				1.00	8.00	7.75	8.00	7.50	8.00	7.25	7.75	7.75	8.75		7.82
Judges Total Program Components Score (factored)														<b>38.50</b>	

<b>Deductions:</b>	<b>0.00</b>
--------------------	-------------

X Credit highlight distribution, base value multiplied by 1.1

Rank	Name	Nation	Starting Number	Total Segment Score	Total Element Score	Total Program Component Score (factored)	Total Deductions
6	Matteo RIZZO	ITA	7	87.64	46.24	41.40	0.00

#	Executed Elements	Info	Base Value	GOE	J1	J2	J3	J4	J5	J6	J7	J8	J9	Ref Scores of Panel	
1	4T		9.50	-0.27	0	-1	1	0	0	-1	0	0	-1	9.23	
2	3A		8.00	1.71	2	1	3	2	3	2	3	2	1	9.71	
3	CCSp3		2.80	0.48	1	-2	3	3	2	3	3	-1	1	3.28	
4	StSq3		3.30	1.13	4	2	4	5	3	4	3	4	2	4.43	
5	3Lz!+3T		! 11.11	X 0.59	1	0	2	1	1	0	1	2	1	11.70	
6	FSSp3		2.60	0.74	3	2	4	2	3	3	4	1	3	3.34	
7	CCoSp4		3.50	1.05	3	3	3	3	3	3	3	2	3	4.55	
			<b>40.81</b>											<b>46.24</b>	
Program Components				Factor											
Skating Skills				1.00	8.50	8.00	8.50	8.25	8.25	8.25	8.00	8.50	8.00		8.25
Transitions				1.00	8.25	7.75	8.00	8.25	8.00	8.25	8.00	8.25	7.75		8.07
Performance				1.00	8.50	8.00	8.50	8.50	8.50	8.25	8.25	8.25	8.25		8.36
Composition				1.00	8.75	8.25	8.25	8.25	8.25	8.50	8.00	8.25	8.25		8.29
Interpretation of the Music				1.00	8.75	8.25	8.75	8.50	8.25	8.25	8.50	8.50	7.75		8.43
Judges Total Program Components Score (factored)														<b>41.40</b>	

<b>Deductions:</b>	<b>0.00</b>
--------------------	-------------

X Credit highlight distribution, base value multiplied by 1.1 ! Not clear edge



# ISU World Team Trophy in Figure Skating 2019

## MEN SHORT PROGRAM JUDGES DETAILS PER SKATER

Rank	Name	Nation	Starting Number	Total Segment Score	Total Element Score	Total Program Component Score (factored)	Total Deductions
7	Nam NGUYEN	CAN	5	87.57	46.85	40.72	0.00

#	Executed Elements	Info	Base Value	GOE	J1	J2	J3	J4	J5	J6	J7	J8	J9	Ref Scores of Panel	
1	4S+3T		13.90	2.08	2	2	2	3	2	2	3	2	1	15.98	
2	FCSp4		3.20	0.50	1	1	2	2	2	1	2	0	3	3.70	
3	3A		8.00	1.71	2	1	3	3	1	3	3	1	2	9.71	
4	CSSp3		2.60	0.59	2	2	3	3	2	2	3	1	2	3.19	
5	3F		5.83	X 1.29	2	2	3	3	2	3	3	1	2	7.12	
6	StSq2		2.60	0.78	3	2	4	4	3	4	3	2	2	3.38	
7	CCoSp3		3.00	0.77	2	2	3	3	3	3	3	0	2	3.77	
			<b>39.13</b>											<b>46.85</b>	
<b>Program Components</b>				<b>Factor</b>											
Skating Skills				1.00	8.25	7.75	8.25	8.25	7.75	8.50	8.00	8.00	7.75		8.04
Transitions				1.00	8.00	7.25	8.25	8.25	7.50	8.50	7.75	7.75	7.25		7.82
Performance				1.00	8.75	7.50	8.50	8.50	8.00	9.00	8.25	8.25	8.25		8.36
Composition				1.00	8.50	7.75	8.50	8.25	7.75	8.50	8.00	8.00	8.25		8.18
Interpretation of the Music				1.00	8.50	7.75	8.75	8.50	8.00	8.75	8.25	8.25	8.00		8.32
Judges Total Program Components Score (factored)														<b>40.72</b>	

<b>Deductions:</b>	<b>0.00</b>
--------------------	-------------

X Credit highlight distribution, base value multiplied by 1.1

Rank	Name	Nation	Starting Number	Total Segment Score	Total Element Score	Total Program Component Score (factored)	Total Deductions
8	Kevin AYMOZ	FRA	3	85.22	44.26	40.96	0.00

#	Executed Elements	Info	Base Value	GOE	J1	J2	J3	J4	J5	J6	J7	J8	J9	Ref Scores of Panel	
1	4T		9.50	-0.14	0	-1	1	0	0	0	0	0	-1	9.36	
2	3Lz+2T		7.20	-1.35	-2	-2	-2	-3	-2	-3	-3	-2	-2	5.85	
3	CCSp4		3.20	0.87	2	2	3	3	3	1	3	3	4	4.07	
4	3A		8.80	X 2.29	3	3	3	3	2	3	3	3	2	11.09	
5	FSSp4		3.00	0.94	4	3	4	3	2	3	3	2	4	3.94	
6	CCoSp4		3.50	1.05	3	3	3	3	3	2	3	3	3	4.55	
7	StSq4		3.90	1.50	4	3	4	5	4	3	4	4	4	5.40	
			<b>39.10</b>											<b>44.26</b>	
<b>Program Components</b>				<b>Factor</b>											
Skating Skills				1.00	8.50	8.00	8.25	8.25	7.75	7.00	7.75	8.00	8.75		8.07
Transitions				1.00	8.50	7.75	8.00	8.00	7.75	7.00	7.75	8.25	9.25		8.00
Performance				1.00	8.50	7.75	8.75	8.00	8.00	7.75	8.25	8.50	8.50		8.21
Composition				1.00	8.75	8.25	8.50	8.25	8.25	7.50	8.00	8.25	9.25		8.32
Interpretation of the Music				1.00	8.75	8.25	8.50	8.25	8.25	7.75	8.25	8.50	8.50		8.36
Judges Total Program Components Score (factored)														<b>40.96</b>	

<b>Deductions:</b>	<b>0.00</b>
--------------------	-------------

X Credit highlight distribution, base value multiplied by 1.1

Rank	Name	Nation	Starting Number	Total Segment Score	Total Element Score	Total Program Component Score (factored)	Total Deductions
9	Keegan MESSING	CAN	9	79.75	38.11	41.64	0.00

#	Executed Elements	Info	Base Value	GOE	J1	J2	J3	J4	J5	J6	J7	J8	J9	Ref Scores of Panel	
1	4T		9.50	-3.12	-2	-3	-3	-4	-3	-3	-3	-4	-4	6.38	
2	FCSp3		2.80	0.96	3	2	4	3	3	3	4	4	4	3.76	
3	3A		8.00	-0.11	0	-1	1	-1	0	1	1	-1	-1	7.89	
4	StSq3		3.30	0.90	2	2	3	3	3	2	3	3	3	4.20	
5	CSSp3		2.60	0.71	2	2	3	3	3	2	3	3	3	3.31	
6	3Lz+2T		7.92	X -0.25	0	0	0	-1	-1	0	-2	0	-1	7.67	
7	CCoSp4		3.50	1.40	4	3	5	5	4	3	4	3	5	4.90	
			<b>37.62</b>											<b>38.11</b>	
<b>Program Components</b>				<b>Factor</b>											
Skating Skills				1.00	8.75	8.25	8.50	8.25	8.50	8.25	8.50	8.25	8.75		8.43
Transitions				1.00	8.50	8.00	8.25	8.50	8.50	8.25	8.00	8.25	8.50		8.32
Performance				1.00	8.00	7.75	8.50	8.00	8.25	8.00	8.00	7.75	8.25		8.04
Composition				1.00	8.50	8.25	8.50	8.25	8.50	8.50	8.25	8.00	8.75		8.39
Interpretation of the Music				1.00	8.75	8.00	8.75	8.50	8.25	8.50	8.25	8.25	8.75		8.46
Judges Total Program Components Score (factored)														<b>41.64</b>	

<b>Deductions:</b>	<b>0.00</b>
--------------------	-------------

X Credit highlight distribution, base value multiplied by 1.1

# ISU World Team Trophy in Figure Skating 2019

## MEN SHORT PROGRAM JUDGES DETAILS PER SKATER

Rank	Name	Nation	Starting Number	Total Segment Score	Total Element Score	Total Program Component Score (factored)	Total Deductions
10	Daniel GRASSL	ITA	4	79.68	42.50	37.18	0.00

#	Executed Elements	Info	Base Value	GOE	J1	J2	J3	J4	J5	J6	J7	J8	J9	Ref Scores of Panel
1	4Lo<	<	7.88	-1.35	-2	-1	-1	-1	-2	-2	-1	-3	-3	6.53
2	3A		8.00	0.91	1	0	2	1	1	2	3	0	1	8.91
3	CSSp4		3.00	0.39	0	1	2	2	2	0	2	1	1	3.39
4	StSq4		3.90	0.72	0	1	3	4	2	2	3	1	1	4.62
5	3Lz!+3T	!	11.11	X 0.00	0	0	1	-1	0	-1	0	0	1	11.11
6	FCSp3		2.80	0.64	1	2	3	2	2	2	3	2	3	3.44
7	CCoSp4		3.50	1.00	2	2	4	3	3	3	4	1	3	4.50
			<b>40.19</b>											<b>42.50</b>
<b>Program Components</b>				<b>Factor</b>										
Skating Skills				1.00	7.50	7.50	7.75	6.50	7.50	7.25	7.50	7.50	7.25	7.43
Transitions				1.00	6.75	7.25	7.75	6.75	7.50	7.25	7.50	7.25	7.00	7.21
Performance				1.00	7.50	7.25	8.00	7.25	7.75	7.25	7.75	7.75	7.50	7.54
Composition				1.00	7.50	7.50	7.75	7.25	7.50	7.50	7.50	7.50	7.50	7.50
Interpretation of the Music				1.00	7.50	7.50	8.00	7.50	7.50	7.25	7.75	7.50	7.00	7.50
Judges Total Program Components Score (factored)														<b>37.18</b>

<b>Deductions:</b>	<b>0.00</b>
--------------------	-------------

< Under-rotated jump X Credit highlight distribution, base value multiplied by 1.1 ! Not clear edge

Rank	Name	Nation	Starting Number	Total Segment Score	Total Element Score	Total Program Component Score (factored)	Total Deductions
11	Adam SIAO HIM FA	FRA	1	72.56	37.85	34.71	0.00

#	Executed Elements	Info	Base Value	GOE	J1	J2	J3	J4	J5	J6	J7	J8	J9	Ref Scores of Panel	
1	4Lz		11.50	0.16	0	0	2	0	0	0	1	0	0	11.66	
2	3A		8.00	-1.94	-2	-3	-2	-3	-2	-3	-2	-3	-2	6.06	
3	FCSp3		2.80	0.32	0	1	2	1	1	1	2	1	1	3.12	
4	2T+3T		5.50	-0.84	0	-2	0	-4	-3	-5	-1	-2	-2	4.66	
5	CCoSp4		3.50	0.55	0	1	2	2	2	1	2	1	2	4.05	
6	StSq4		3.90	0.84	1	1	2	4	3	3	3	1	2	4.74	
7	CSSp4		3.00	0.56	0	1	3	3	2	2	3	0	2	3.56	
			<b>38.20</b>											<b>37.85</b>	
<b>Program Components</b>				<b>Factor</b>											
Skating Skills				1.00	7.50	7.25	7.25	6.25	7.75	6.75	6.75	6.75	6.75	7.25	7.07
Transitions				1.00	6.75	6.75	6.75	5.75	7.50	6.50	6.75	4.00	6.75	6.57	
Performance				1.00	7.50	7.00	7.00	6.25	7.75	6.75	7.00	6.50	7.00	6.96	
Composition				1.00	7.50	7.00	7.00	6.25	7.50	7.00	6.75	6.75	7.25	7.04	
Interpretation of the Music				1.00	7.25	7.25	7.25	6.25	7.50	7.00	7.00	6.75	7.00	7.07	
Judges Total Program Components Score (factored)														<b>34.71</b>	

<b>Deductions:</b>	<b>0.00</b>
--------------------	-------------

Rank	Name	Nation	Starting Number	Total Segment Score	Total Element Score	Total Program Component Score (factored)	Total Deductions
12	Alexander SAMARIN	RUS	8	71.84	35.73	38.11	2.00

#	Executed Elements	Info	Base Value	GOE	J1	J2	J3	J4	J5	J6	J7	J8	J9	Ref Scores of Panel
1	4F!+COMBO	!	11.00	-5.50	-5	-5	-5	-5	-5	-5	-5	-5	-5	5.50
2	4T<	<	7.13	-3.57	-5	-5	-5	-5	-5	-5	-5	-5	-5	3.56
3	FCSp4		3.20	0.78	1	3	3	3	2	1	3	2	3	3.98
4	3A		8.80	X 1.83	2	2	3	3	2	1	3	0	3	10.63
5	CCoSp4		3.50	0.95	1	3	4	3	3	3	3	2	2	4.45
6	StSq3		3.30	0.80	1	3	3	4	4	1	2	2	2	4.10
7	CSSp4		3.00	0.51	2	2	1	3	2	1	2	-1	2	3.51
			<b>39.93</b>											<b>35.73</b>
<b>Program Components</b>				<b>Factor</b>										
Skating Skills				1.00	7.75	8.00	7.75	8.25	8.00	7.00	8.00	8.00	8.00	7.93
Transitions				1.00	7.25	7.50	7.50	7.25	7.50	6.75	7.75	6.00	7.75	7.36
Performance				1.00	7.00	7.75	7.50	7.25	7.50	7.00	7.75	6.75	7.75	7.39
Composition				1.00	7.50	8.00	8.00	7.75	8.25	7.00	7.75	7.75	8.00	7.82
Interpretation of the Music				1.00	7.25	8.00	7.75	7.50	7.75	7.00	7.75	7.50	7.75	7.61
Judges Total Program Components Score (factored)														<b>38.11</b>

<b>Deductions:</b>	Falls: -2.00 (2)	<b>-2.00</b>
--------------------	------------------	--------------

< Under-rotated jump X Credit highlight distribution, base value multiplied by 1.1 ! Not clear edge

April 11 - April 14, 2019 Fukuoka, Japan

## SEGMENT RESULTS

### MEN FREE SKATING RESULT

Rank	Name	Nation	Score	Team Point
1	Nathan CHEN	USA	199.49	12
2	Vincent ZHOU	USA	198.50	11
3	Shoma UNO	JPN	189.46	10
4	Keegan MESSING	CAN	178.04	9
5	Matteo RIZZO	ITA	172.89	8
6	Keiji TANAKA	JPN	169.79	7
7	Nam NGUYEN	CAN	164.40	6
8	Andrei LAZUKIN	RUS	160.37	5
9	Alexander SAMARIN	RUS	158.53	4
10	Kevin AYMOZ	FRA	153.83	3
11	Daniel GRASSL	ITA	148.68	2
12	Adam SIAO HIM FA	FRA	132.11	1

  
 Fabio BIANCHETTI ISU  
 Referee

  
 Wendy ENZMANN ISU  
 Technical Controller

# ISU World Team Trophy in Figure Skating 2019

## MEN FREE SKATING JUDGES DETAILS PER SKATER

Rank	Name	Nation	Starting Number	Total Segment Score	Total Element Score	Total Program Component Score (factored)	Total Deductions
1	Nathan CHEN	USA	12	199.49	105.91	93.58	0.00

#	Executed Elements	Info	Base Value	GOE	J1	J2	J3	J4	J5	J6	J7	J8	J9	Ref Scores of Panel
1	4S		9.70	4.02	4	5	5	4	3	4	4	4	4	13.72
2	3A+2T		9.30	2.29	3	3	4	2	3	3	3	3	2	11.59
3	4T+3T		13.70	3.12	3	4	4	3	3	4	3	3	3	16.82
4	3A		8.00	-2.97	-3	-4	-3	-5	-2	-5	-2	-4	-5	5.03
5	CCSp4		3.20	1.10	3	4	4	3	3	5	4	3	3	4.30
6	StSq3		3.30	1.23	4	4	4	4	2	3	3	4	4	4.53
7	4T		10.45	X 3.26	3	4	4	3	3	3	3	4	4	13.71
8	3Lz		6.49	X 2.28	5	5	4	3	3	3	3	5	4	8.77
9	3F+1Eu+3S		11.11	X 1.59	4	3	3	2	3	3	3	3	3	12.70
10	ChSq1		3.00	2.14	4	5	4	4	4	4	4	5	5	5.14
11	FCCoSp4		3.50	1.30	3	5	3	4	3	4	4	4	4	4.80
12	CCoSp4		3.50	1.30	2	4	3	4	3	4	5	4	4	4.80
			<b>85.25</b>											<b>105.91</b>
Program Components				Factor										
Skating Skills				2.00	9.25	9.50	9.50	9.50	9.50	9.25	9.25	9.25	9.25	9.36
Transitions				2.00	9.50	9.50	9.25	9.25	9.25	9.00	9.00	9.25	9.25	9.25
Performance				2.00	9.50	9.50	9.75	9.25	9.25	9.00	9.50	9.50	8.75	9.36
Composition				2.00	9.50	9.75	9.50	9.50	9.50	9.25	9.25	9.50	9.25	9.43
Interpretation of the Music				2.00	9.25	9.75	9.75	9.50	9.50	9.00	9.25	9.50	8.75	9.39
Judges Total Program Components Score (factored)														<b>93.58</b>

<b>Deductions:</b>	<b>0.00</b>
--------------------	-------------

X Credit highlight distribution, base value multiplied by 1.1

Rank	Name	Nation	Starting Number	Total Segment Score	Total Element Score	Total Program Component Score (factored)	Total Deductions
2	Vincent ZHOU	USA	11	198.50	110.14	88.36	0.00

#	Executed Elements	Info	Base Value	GOE	J1	J2	J3	J4	J5	J6	J7	J8	J9	Ref Scores of Panel
1	4Lz		11.50	4.60	4	5	5	4	3	4	4	3	4	16.10
2	4S		9.70	3.33	3	3	4	5	3	3	4	4	3	13.03
3	3F+3T		9.50	1.29	2	3	3	3	2	3	2	1	2	10.79
4	4T		9.50	2.85	3	3	3	3	3	3	3	4	2	12.35
5	ChSq1		3.00	1.57	3	4	3	2	2	2	4	4	4	4.57
6	3A+2T		10.23	X 2.06	3	3	3	2	2	2	3	1	3	12.29
7	3A		8.80	X 1.94	2	3	3	2	2	3	3	2	1	10.74
8	FCSp4		3.20	0.69	2	2	3	1	2	3	3	1	2	3.89
9	FCCoSp4		3.50	0.80	2	2	3	2	2	3	3	2	2	4.30
10	3Lz+1Eu+3S		11.77	X 1.26	3	3	3	2	1	2	2	2	1	13.03
11	StSq4		3.90	1.34	3	4	4	3	3	4	3	4	3	5.24
12	CSSp4		3.00	0.81	2	3	3	2	3	3	3	2	3	3.81
			<b>87.60</b>											<b>110.14</b>
Program Components				Factor										
Skating Skills				2.00	8.50	9.00	8.75	9.25	8.75	8.50	8.50	9.00	8.50	8.71
Transitions				2.00	8.75	9.00	8.25	9.25	8.25	8.25	8.25	9.00	8.00	8.54
Performance				2.00	9.25	9.25	9.00	9.50	8.75	9.00	8.75	9.50	9.00	9.11
Composition				2.00	8.75	9.25	8.75	9.25	8.75	9.00	8.75	9.00	8.50	8.89
Interpretation of the Music				2.00	8.75	9.00	9.00	9.50	8.75	8.75	9.00	9.25	8.50	8.93
Judges Total Program Components Score (factored)														<b>88.36</b>

<b>Deductions:</b>	<b>0.00</b>
--------------------	-------------

X Credit highlight distribution, base value multiplied by 1.1

# ISU World Team Trophy in Figure Skating 2019

## MEN FREE SKATING JUDGES DETAILS PER SKATER

Rank	Name	Nation	Starting Number	Total Segment Score	Total Element Score	Total Program Component Score (factored)	Total Deductions
3	Shoma UNO	JPN	10	189.46	100.88	89.58	1.00

#	Executed Elements	Info	Base Value	GOE	J1	J2	J3	J4	J5	J6	J7	J8	J9	Ref Scores of Panel	
1	4F+3T		15.20	3.30	3	4	3	2	3	3	3	4	2	18.50	
2	4F		11.00	4.09	5	3	4	4	3	4	4	4	3	15.09	
3	3Lo		4.90	1.75	4	3	3	3	3	4	4	4	4	6.65	
4	FCSp4		3.20	1.14	4	3	4	4	3	3	4	4	2	4.34	
5	FCCoSp4		3.50	1.10	3	4	3	2	3	5	3	3	3	4.60	
6	ChSq1		3.00	1.79	5	3	4	2	2	5	3	4	4	4.79	
7	4S<	<	7.28	-3.43	-5	-4	-4	-5	-5	-5	-5	-4	-5	3.85	
8	3A+4T		19.25	X -4.75	-5	-5	-5	-5	-5	-5	-5	-5	-5	14.50	
9	3A		8.80	X 0.34	2	-1	0	-2	2	3	1	0	-1	9.14	
10	3S+1Eu+3F		11.11	X -0.23	0	-1	0	-1	0	-1	0	0	-1	10.88	
11	StSq2		2.60	0.89	4	4	3	3	2	3	3	4	4	3.49	
12	CCoSp4		3.50	1.55	5	5	4	5	3	5	5	4	3	5.05	
<b>93.34</b>															
<b>100.88</b>															
Program Components				Factor											
Skating Skills				2.00	9.00	9.25	9.25	9.25	9.00	8.75	9.25	9.25	9.25		9.18
Transitions				2.00	9.00	9.25	8.75	8.75	8.75	8.75	8.75	9.25	8.75		8.86
Performance				2.00	8.75	8.75	9.00	8.50	8.75	8.50	8.75	9.00	8.75		8.75
Composition				2.00	9.25	9.25	9.25	9.00	9.00	8.75	9.25	9.25	9.25		9.18
Interpretation of the Music				2.00	8.75	9.00	9.00	8.75	8.75	8.75	8.75	9.00	8.75		8.82
Judges Total Program Components Score (factored)														<b>89.58</b>	

<b>Deductions:</b>	Falls: -1.00 (1)	<b>-1.00</b>
--------------------	------------------	--------------

< Under-rotated jump X Credit highlight distribution, base value multiplied by 1.1

Rank	Name	Nation	Starting Number	Total Segment Score	Total Element Score	Total Program Component Score (factored)	Total Deductions
4	Keegan MESSING	CAN	4	178.04	89.84	88.20	0.00

#	Executed Elements	Info	Base Value	GOE	J1	J2	J3	J4	J5	J6	J7	J8	J9	Ref Scores of Panel	
1	3Lz		5.90	2.19	4	4	3	3	4	3	5	4	4	8.09	
2	4T		9.50	3.12	3	3	4	4	3	3	4	2	3	12.62	
3	3A+2T		9.30	2.17	3	3	3	2	2	3	3	2	3	11.47	
4	FSSp4		3.00	1.11	4	4	4	3	4	4	4	3	3	4.11	
5	3Lo		4.90	1.33	3	3	2	3	2	3	4	2	3	6.23	
6	StSq3		3.30	1.27	3	5	3	3	4	4	5	4	4	4.57	
7	3T+3T		9.24	X 0.60	2	2	2	0	1	3	2	0	1	9.84	
8	3S+2T		6.16	X 0.98	2	2	2	2	3	3	3	2	2	7.14	
9	3A		8.80	X 2.40	2	3	3	3	3	3	4	3	3	11.20	
10	FCCoSp4		3.50	1.15	3	4	3	3	4	1	3	4	3	4.65	
11	ChSq1		3.00	2.07	3	5	4	3	5	4	4	5	4	5.07	
12	CCoSp4		3.50	1.35	4	5	3	5	3	2	4	4	4	4.85	
<b>70.10</b>															
<b>89.84</b>															
Program Components				Factor											
Skating Skills				2.00	9.25	8.75	8.50	8.25	8.50	8.75	9.00	8.50	9.25		8.75
Transitions				2.00	9.00	8.75	8.25	8.25	8.50	8.75	9.00	8.25	8.50		8.57
Performance				2.00	9.25	9.00	8.75	8.75	8.75	9.25	9.00	9.00	9.00		8.96
Composition				2.00	9.00	9.25	8.50	8.50	8.75	9.00	9.00	8.50	9.25		8.86
Interpretation of the Music				2.00	9.25	9.25	8.75	8.75	8.75	9.00	9.25	8.75	9.00		8.96
Judges Total Program Components Score (factored)														<b>88.20</b>	

<b>Deductions:</b>		<b>0.00</b>
--------------------	--	-------------

X Credit highlight distribution, base value multiplied by 1.1

# ISU World Team Trophy in Figure Skating 2019

## MEN FREE SKATING JUDGES DETAILS PER SKATER

Rank	Name	Nation	Starting Number	Total Segment Score	Total Element Score	Total Program Component Score (factored)	Total Deductions
5	Matteo RIZZO	ITA	7	172.89	88.27	84.62	0.00

#	Executed Elements	Info	Base Value	GOE	J1	J2	J3	J4	J5	J6	J7	J8	J9	Ref Scores of Panel
1	4T		9.50	2.99	3	4	3	3	3	4	3	2	3	12.49
2	3A+2T		9.30	1.14	1	2	2	1	2	2	2	0	0	10.44
3	3Lz+3T		10.10	1.60	2	3	4	3	3	3	3	2	2	11.70
4	3Lo		4.90	1.12	2	2	3	2	2	3	3	2	1	6.02
5	CCSp4		3.20	0.73	3	2	2	3	2	3	3	1	1	3.93
6	ChSq1		3.00	1.57	2	3	4	2	3	4	3	4	3	4.57
7	3A		8.80	X 2.06	2	3	3	2	2	3	3	3	2	10.86
8	3F+1Eu+3S		11.11	X 1.36	3	3	2	3	2	3	3	2	2	12.47
9	2Lz		2.31	X -0.06	0	0	-1	-1	0	-1	0	0	0	2.25
10	FSSp4		3.00	0.64	2	2	2	3	3	1	2	2	2	3.64
11	StSq4		3.90	1.50	2	4	4	5	4	4	4	4	3	5.40
12	CCoSp4		3.50	1.00	3	3	3	4	3	3	3	2	2	4.50
			<b>72.62</b>											<b>88.27</b>
<b>Program Components</b>				<b>Factor</b>										
Skating Skills				2.00	8.50	8.50	8.50	8.50	8.50	8.75	8.25	8.25	8.00	8.43
Transitions				2.00	8.25	8.25	8.00	8.50	8.25	8.25	8.25	8.25	7.25	8.21
Performance				2.00	8.75	8.50	8.75	8.75	8.50	9.00	8.25	8.50	8.00	8.57
Composition				2.00	8.50	8.75	8.50	8.50	8.25	8.75	8.25	8.50	7.75	8.46
Interpretation of the Music				2.00	8.50	8.75	9.00	8.75	8.50	8.75	8.50	8.75	7.75	8.64
Judges Total Program Components Score (factored)														<b>84.62</b>

<b>Deductions:</b>	<b>0.00</b>
--------------------	-------------

X Credit highlight distribution, base value multiplied by 1.1

Rank	Name	Nation	Starting Number	Total Segment Score	Total Element Score	Total Program Component Score (factored)	Total Deductions
6	Keiji TANAKA	JPN	9	169.79	85.79	84.00	0.00

#	Executed Elements	Info	Base Value	GOE	J1	J2	J3	J4	J5	J6	J7	J8	J9	Ref Scores of Panel
1	3S		4.30	0.43	2	2	2	0	1	0	2	0	0	4.73
2	4T		9.50	1.36	1	2	2	2	1	1	3	1	0	10.86
3	3A+3T		12.20	2.17	3	3	3	2	2	4	3	2	3	14.37
4	CSSp4		3.00	0.51	0	2	2	1	2	2	3	1	2	3.51
5	StSq4		3.90	1.00	1	3	3	1	3	3	3	2	3	4.90
6	3A		8.00	2.97	4	4	4	3	3	4	4	4	3	10.97
7	3F+1Eu+2S		7.81	X 0.98	2	2	2	1	2	1	3	2	2	8.79
8	3Lz		6.49	X 1.43	2	3	3	2	2	3	3	2	2	7.92
9	FCSp4		3.20	0.73	2	2	3	2	2	2	3	2	3	3.93
10	3Lo		5.39	X 1.26	3	3	3	2	2	3	3	2	2	6.65
11	ChSq1		3.00	1.86	3	4	4	3	3	4	4	4	4	4.86
12	CCoSp4		3.50	0.80	1	3	2	1	2	3	3	2	3	4.30
			<b>70.29</b>											<b>85.79</b>
<b>Program Components</b>				<b>Factor</b>										
Skating Skills				2.00	8.50	8.50	8.75	7.75	8.50	9.00	8.25	8.25	8.75	8.50
Transitions				2.00	7.75	8.25	8.00	7.75	8.00	8.50	8.00	8.00	8.25	8.04
Performance				2.00	8.50	8.50	8.50	8.25	8.00	8.75	8.50	8.50	8.75	8.50
Composition				2.00	8.50	8.75	8.25	8.00	8.25	9.00	8.25	8.50	8.75	8.46
Interpretation of the Music				2.00	8.25	8.75	8.50	8.25	8.00	8.75	8.50	8.50	8.75	8.50
Judges Total Program Components Score (factored)														<b>84.00</b>

<b>Deductions:</b>	<b>0.00</b>
--------------------	-------------

X Credit highlight distribution, base value multiplied by 1.1

# ISU World Team Trophy in Figure Skating 2019

## MEN FREE SKATING JUDGES DETAILS PER SKATER

Rank	Name	Nation	Starting Number	Total Segment Score	Total Element Score	Total Program Component Score (factored)	Total Deductions
7	Nam NGUYEN	CAN	6	164.40	84.10	80.30	0.00

#	Executed Elements	Info	Base Value	GOE	J1	J2	J3	J4	J5	J6	J7	J8	J9	Ref Scores of Panel
1	2T		1.30	-0.06	0	1	0	-1	-1	-1	0	0	-1	1.24
2	4S+3T		13.90	-0.28	1	0	-1	-1	0	0	0	0	-1	13.62
3	3A+2T		9.30	1.03	2	1	2	1	1	1	3	1	1	10.33
4	FSSp2		2.30	0.33	1	2	2	0	2	1	3	0	2	2.63
5	StSq2		2.60	0.59	2	2	3	3	2	2	3	2	2	3.19
6	4S		9.70	3.46	3	4	4	3	3	4	4	4	3	13.16
7	3F+1Eu+3S		11.11	X 1.14	2	2	2	2	2	2	3	3	2	12.25
8	3A		8.80	X 1.71	2	2	3	1	2	3	3	0	2	10.51
9	FCCoSp3V		2.25	0.42	1	2	2	1	2	3	3	0	2	2.67
10	ChSq1		3.00	1.21	3	2	3	2	1	3	3	2	2	4.21
11	3Lo		5.39	X 0.70	2	2	2	2	0	3	2	0	-1	6.09
12	CCoSp4		3.50	0.70	2	2	3	1	2	3	3	1	1	4.20
			<b>73.15</b>											<b>84.10</b>
<b>Program Components</b>				<b>Factor</b>										
	Skating Skills			2.00	8.00	7.75	8.25	8.00	8.25	8.25	8.00	8.25	8.25	8.14
	Transitions			2.00	7.75	7.50	7.75	7.75	7.50	8.25	7.50	8.00	7.50	7.68
	Performance			2.00	8.25	8.00	8.25	7.50	7.75	8.50	8.00	8.50	8.50	8.18
	Composition			2.00	8.00	8.00	8.25	8.00	8.00	9.00	8.00	8.50	8.00	8.11
	Interpretation of the Music			2.00	8.25	7.75	8.50	7.50	7.75	8.75	8.00	8.25	7.75	8.04
	Judges Total Program Components Score (factored)													<b>80.30</b>

<b>Deductions:</b>	<b>0.00</b>
--------------------	-------------

X Credit highlight distribution, base value multiplied by 1.1

Rank	Name	Nation	Starting Number	Total Segment Score	Total Element Score	Total Program Component Score (factored)	Total Deductions
8	Andrei LAZUKIN	RUS	8	160.37	80.31	80.06	0.00

#	Executed Elements	Info	Base Value	GOE	J1	J2	J3	J4	J5	J6	J7	J8	J9	Ref Scores of Panel
1	4T+2T		10.80	-1.63	-2	-2	-2	-1	0	-1	-2	-2	-2	9.17
2	4T		9.50	2.04	2	3	2	2	2	3	2	0	2	11.54
3	3A		8.00	1.14	1	1	2	1	2	2	2	0	1	9.14
4	FCSp4		3.20	0.87	3	3	4	1	3	2	3	2	3	4.07
5	3F		5.30	1.14	2	2	2	1	2	2	3	2	3	6.44
6	StSq4		3.90	0.84	2	2	2	2	2	3	3	2	2	4.74
7	3F+2T+2Lo		9.13	X 1.06	2	2	2	2	1	2	3	2	2	10.19
8	3Lz+2A+SEQ		8.10	X 0.25	1	0	1	0	0	1	2	0	0	8.35
9	3Lo		5.39	X 0.14	1	0	0	0	0	1	2	-1	0	5.53
10	ChSq1		3.00	0.93	1	2	2	2	1	3	3	1	2	3.93
11	CSSp4		3.00	0.51	2	2	2	2	1	1	3	0	2	3.51
12	CCoSp4		3.50	0.20	1	2	1	1	0	1	0	0	0	3.70
			<b>72.82</b>											<b>80.31</b>
<b>Program Components</b>				<b>Factor</b>										
	Skating Skills			2.00	8.25	8.25	8.75	7.75	8.00	7.75	7.75	8.00	8.75	8.11
	Transitions			2.00	7.75	8.00	8.25	7.50	7.50	7.75	7.50	7.50	8.00	7.71
	Performance			2.00	8.50	8.00	8.50	7.75	8.00	7.75	7.75	8.25	8.50	8.11
	Composition			2.00	8.25	8.25	8.50	8.00	8.00	8.00	7.50	8.00	8.75	8.14
	Interpretation of the Music			2.00	8.00	8.00	8.50	8.25	7.75	7.50	7.50	7.75	8.50	7.96
	Judges Total Program Components Score (factored)													<b>80.06</b>

<b>Deductions:</b>	<b>0.00</b>
--------------------	-------------

X Credit highlight distribution, base value multiplied by 1.1

# ISU World Team Trophy in Figure Skating 2019

## MEN FREE SKATING JUDGES DETAILS PER SKATER

Rank	Name	Nation	Starting Number	Total Segment Score	Total Element Score	Total Program Component Score (factored)	Total Deductions
9	Alexander SAMARIN	RUS	1	158.53	80.19	78.34	0.00

#	Executed Elements	Info	Base Value	GOE	J1	J2	J3	J4	J5	J6	J7	J8	J9	Ref Scores of Panel
1	4T+3T		13.70	2.85	3	3	3	3	3	2	3	3	3	16.55
2	3T		4.20	0.42	2	2	1	1	0	0	2	0	1	4.62
3	3A+2T+2Lo		11.00	1.03	1	2	2	0	1	1	2	1	1	12.03
4	CSSp4		3.00	0.47	1	2	1	1	2	2	3	0	2	3.47
5	3Lo		4.90	1.19	3	2	2	1	3	3	3	1	3	6.09
6	StSq3		3.30	0.52	1	2	2	1	2	1	2	1	2	3.82
7	3A		8.80	X -2.51	-2	-2	-3	-4	-2	-4	-3	-4	-4	6.29
8	3Lz+2T		7.92	X 1.18	2	2	2	2	2	0	3	1	3	9.10
9	3F		5.83	X 0.83	2	1	2	1	2	1	2	0	2	6.66
10	FCSp4		3.20	0.78	2	3	3	2	2	3	2	1	3	3.98
11	ChSq1		3.00	1.07	1	2	3	2	2	2	2	2	3	4.07
12	CCoSp3		3.00	0.51	1	2	2	1	2	1	2	2	3	3.51
			<b>71.85</b>											<b>80.19</b>
<b>Program Components</b>				<b>Factor</b>										
	Skating Skills			2.00	8.25	8.00	7.75	8.00	8.25	6.75	8.25	8.00	8.50	8.07
	Transitions			2.00	7.50	7.50	7.50	7.25	7.50	6.75	7.75	6.25	8.00	7.39
	Performance			2.00	8.25	8.00	8.00	7.50	8.00	6.75	8.00	8.00	8.50	7.96
	Composition			2.00	7.75	8.25	7.75	7.75	8.00	6.50	8.00	7.50	8.75	7.86
	Interpretation of the Music			2.00	7.75	8.25	8.00	7.75	7.75	6.50	8.00	7.75	8.50	7.89
	Judges Total Program Components Score (factored)													<b>78.34</b>

<b>Deductions:</b>		<b>0.00</b>
--------------------	--	-------------

X Credit highlight distribution, base value multiplied by 1.1

Rank	Name	Nation	Starting Number	Total Segment Score	Total Element Score	Total Program Component Score (factored)	Total Deductions
10	Kevin AYMOZ	FRA	5	153.83	75.75	80.08	2.00

#	Executed Elements	Info	Base Value	GOE	J1	J2	J3	J4	J5	J6	J7	J8	J9	Ref Scores of Panel
1	4T		9.50	-4.75	-5	-5	-4	-5	-5	-5	-5	-5	-5	4.75
2	3Lz+3T		10.10	1.35	2	1	3	2	3	2	3	2	2	11.45
3	3A		8.00	0.57	2	-1	1	1	1	2	0	0	0	8.57
4	3Lo		4.90	0.35	1	0	2	0	2	1	1	0	-1	5.25
5	CCSp4		3.20	0.64	2	2	3	2	2	1	2	2	2	3.84
6	3A+2T		9.30	1.60	2	2	3	2	2	2	2	2	2	10.90
7	3Lz+1Eu+3S		11.77	X -2.70	-4	-5	-4	-4	-5	-4	-5	-5	-5	9.07
8	3F		5.83	X -1.06	-2	-3	-1	-2	-2	-2	-2	-2	-2	4.77
9	ChSq1		3.00	1.00	2	2	3	2	2	1	2	3	1	4.00
10	FSSp4		3.00	0.60	2	2	2	2	2	2	4	1	2	3.60
11	CCoSp4		3.50	0.70	2	2	2	2	2	2	2	1	2	4.20
12	StSq4		3.90	1.45	4	2	4	4	3	3	4	4	4	5.35
			<b>76.00</b>											<b>75.75</b>
<b>Program Components</b>				<b>Factor</b>										
	Skating Skills			2.00	8.00	7.75	8.25	8.50	8.25	7.75	7.75	8.00	8.00	8.00
	Transitions			2.00	8.00	7.25	8.50	8.25	8.00	7.50	7.75	8.25	7.25	7.86
	Performance			2.00	7.50	7.50	8.25	8.00	7.50	8.25	8.25	7.50	7.75	7.82
	Composition			2.00	8.25	7.75	8.50	8.50	8.00	8.00	8.25	8.00	8.25	8.18
	Interpretation of the Music			2.00	8.25	8.00	8.75	8.50	8.00	8.00	8.25	8.25	8.00	8.18
	Judges Total Program Components Score (factored)													<b>80.08</b>

<b>Deductions:</b>	Falls: -2.00 (2)	<b>-2.00</b>
--------------------	------------------	--------------

X Credit highlight distribution, base value multiplied by 1.1



# ISU World Team Trophy in Figure Skating 2019

## MEN FREE SKATING JUDGES DETAILS PER SKATER

Rank	Name	Nation	Starting Number	Total Segment Score	Total Element Score	Total Program Component Score (factored)	Total Deductions
11	Daniel GRASSL	ITA	3	148.68	77.96	71.72	1.00

#	Executed Elements	Info	Base Value	GOE	J1	J2	J3	J4	J5	J6	J7	J8	J9	Ref Scores of Panel
1	4Lo		10.50	2.25	3	3	2	1	2	3	3	1	1	12.75
2	4Lz!	!	11.50	-5.75	-5	-5	-5	-5	-5	-5	-5	-5	-5	5.75
3	3A		8.00	0.69	1	3	1	0	0	2	2	0	0	8.69
4	3Lo		4.90	0.42	1	2	0	-1	0	2	2	0	1	5.32
5	FCCoSp4		3.50	0.50	1	2	2	0	2	1	3	1	1	4.00
6	StSq4		3.90	0.72	0	2	1	2	2	2	3	2	2	4.62
7	3Lz!+3T<	!	9.96	X -1.10	-4	-1	-3	0	-2	-3	0	-2	-2	8.86
8	3F+1Eu<+3S	<	10.98	X -0.83	-2	-1	-2	-2	-1	-2	0	-1	-2	10.15
9	3Lz+2T		7.92	X -0.93	-1	-1	-1	-3	-2	-1	-2	-2	-2	6.99
10	ChSq1		3.00	0.57	1	1	2	1	1	2	1	1	1	3.57
11	CSSp3		2.60	0.41	2	2	1	1	1	3	3	0	1	3.01
12	CCoSp4		3.50	0.75	1	2	2	3	2	3	3	0	2	4.25
			<b>80.26</b>											<b>77.96</b>
Program Components				Factor										
Skating Skills				2.00	7.00	7.50	7.50	5.75	6.75	7.75	7.25	7.50	7.25	7.25
Transitions				2.00	6.50	7.25	7.00	6.25	6.50	7.50	7.00	7.25	6.75	6.89
Performance				2.00	6.75	7.25	7.25	6.25	6.50	7.50	7.50	7.75	7.00	7.11
Composition				2.00	7.25	7.50	7.75	6.50	7.00	8.50	7.25	7.50	7.25	7.36
Interpretation of the Music				2.00	6.75	7.25	7.75	7.00	6.50	8.25	7.50	7.50	7.00	7.25
Judges Total Program Components Score (factored)														<b>71.72</b>

<b>Deductions:</b>	Falls: -1.00 (1)	<b>-1.00</b>
--------------------	------------------	--------------

< Under-rotated jump X Credit highlight distribution, base value multiplied by 1.1 ! Not clear edge

Rank	Name	Nation	Starting Number	Total Segment Score	Total Element Score	Total Program Component Score (factored)	Total Deductions
12	Adam SIAO HIM FA	FRA	2	132.11	67.51	66.60	2.00

#	Executed Elements	Info	Base Value	GOE	J1	J2	J3	J4	J5	J6	J7	J8	J9	Ref Scores of Panel
1	2Lz		2.10	-0.09	0	1	0	-1	-1	-2	0	-1	0	2.01
2	3A		8.00	0.57	1	0	1	0	2	2	1	0	0	8.57
3	4S		9.70	-4.85	-5	-5	-5	-5	-4	-5	-5	-5	-5	4.85
4	FCCoSp4V		2.63	0.38	0	1	2	1	2	1	2	1	2	3.01
5	StSq2		2.60	0.33	1	1	2	3	2	1	1	1	1	2.93
6	4T		9.50	0.14	0	-1	1	-1	2	-1	2	0	0	9.64
7	3Lz+3T		11.11	X 1.10	2	1	2	2	2	2	2	0	2	12.21
8	3Lo+2T		6.82	X -0.91	-2	-1	-1	-3	-2	-2	-2	-2	-2	5.91
9	3Lz+1Eu+3S		11.77	X -2.70	-5	-5	-4	-5	-3	-5	-2	-5	-5	9.07
10	CCoSp4		3.50	0.35	0	1	1	1	1	1	2	0	2	3.85
11	ChSq1		3.00	-0.14	-2	2	-1	0	-1	-3	1	1	0	2.86
12	CSSp2		2.30	0.30	-1	2	2	1	2	0	3	0	2	2.60
			<b>73.03</b>											<b>67.51</b>
Program Components				Factor										
Skating Skills				2.00	7.25	7.25	7.25	6.50	7.25	6.50	6.75	6.75	7.50	7.00
Transitions				2.00	6.25	6.50	6.50	5.75	6.75	6.25	6.50	4.75	7.00	6.36
Performance				2.00	6.75	6.75	7.00	5.50	6.50	6.50	6.75	5.50	7.00	6.54
Composition				2.00	7.25	6.50	7.00	6.00	7.00	6.50	6.75	6.50	7.25	6.79
Interpretation of the Music				2.00	6.50	6.75	7.00	5.50	6.75	6.50	6.75	6.25	6.75	6.61
Judges Total Program Components Score (factored)														<b>66.60</b>

<b>Deductions:</b>	Falls: -2.00 (2)	<b>-2.00</b>
--------------------	------------------	--------------

X Credit highlight distribution, base value multiplied by 1.1

April 11 - April 14, 2019 Fukuoka, Japan

## PROTOCOL

### PAIRS

<b>Marine Messe Fukuoka</b>	FRI 12 APR 2019	16:00	Short Program
	SAT 13 APR 2019	15:15	Free Skating

Size of Skating Arena:	60x30
Ice Conditions:	Very good
Number of Entries:	6
Number of Participants:	6

<b>Short Program</b>		
Duration:	2:40 +/- 10 seconds	
Program Component Factors:	Skating Skills	0.80
	Transitions	0.80
	Performance	0.80
	Composition	0.80
	Interpretation of the Music	0.80

<b>Free Skating</b>		
Duration:	4:00 +/- 10 seconds	
Program Component Factors:	Skating Skills	1.60
	Transitions	1.60
	Performance	1.60
	Composition	1.60
	Interpretation of the Music	1.60

April 11 - April 14, 2019 Fukuoka, Japan

## PANEL OF JUDGES AND TECHNICAL PANEL

### PAIRS

#### Panel of Judges

Referee	Mr. Fabio BIANCHETTI	ISU
Judge No.1	Ms. Olga KOZHEMYAKINA	RUS
Judge No.2	Ms. Ayumi KOZUKA	JPN
Judge No.3	Ms. Elisabeth LOUESDON	FRA
Judge No.4	Ms. Christiane MOERTH	AUT
Judge No.5	Ms. Taffy HOLLIDAY	USA
Judge No.6	Mr. Walter TOIGO	ITA
Judge No.7	Ms. Susan BLATZ	CAN
Judge No.8	Ms. Ulla FAIG	GER
Judge No.9	Ms. Dan FANG	CHN

#### Technical Panel

Technical Controller	Ms. Deborah NOYES	ISU
Technical Specialist	Mr. Igor BICH	ISU
Assistant Technical Specialist	Ms. Marie ARAI	ISU

#### Data/Replay Operator

Data Operator	Mr. Steven HSU	ISU
Replay Operator	Ms. Ranko HIRAI	ISU


April 11 - April 14, 2019 Fukuoka, Japan

## SEGMENT RESULTS

### PAIRS SHORT PROGRAM RESULT

Rank	Name	Nation	Score	Team Point
1	Natalia ZABIIAKO / Alexander ENBERT	RUS	75.80	12
2	Vanessa JAMES / Morgan CIPRES	FRA	73.48	11
3	Nicole DELLA MONICA / Matteo GUARISE	ITA	69.77	10
4	Kirsten MOORE-TOWERS / Michael MARINARO	CAN	68.38	9
5	Ashley CAIN / Timothy LEDUC	USA	66.91	8
6	Riku MIURA / Shoya ICHIHASHI	JPN	44.93	7

  
 Fabio BIANCHETTI ISU  
 Referee

  
 Deborah NOYES ISU  
 Technical Controller

# ISU World Team Trophy in Figure Skating 2019

## PAIRS SHORT PROGRAM JUDGES DETAILS PER SKATER

Rank	Name	Nation	Starting Number	Total Segment Score	Total Element Score	Total Program Component Score (factored)	Total Deductions
1	Natalia ZABIIAKO / Alexander ENBERT	RUS	6	75.80	41.06	34.74	0.00

#	Executed Elements	Info	Base Value	GOE	J1	J2	J3	J4	J5	J6	J7	J8	J9	Ref Scores of Panel
1	3Tw3		5.70	1.71	3	4	3	3	3	4	2	2	3	7.41
2	3T		4.20	1.08	3	2	3	3	1	2	3	2	3	5.28
3	3LoTh		5.00	1.79	4	5	4	4	3	2	3	4	3	6.79
4	4Li4		5.10	1.68	3	4	3	4	3	3	3	4	3	6.78
5	BoDs3		4.30	1.17	2	4	3	3	2	3	2	3	3	5.47
6	StSq4		3.90	1.23	3	4	3	3	2	4	2	4	3	5.13
7	CCoSp4		3.50	0.70	2	2	2	3	1	3	0	2	2	4.20
			<b>31.70</b>											<b>41.06</b>
<b>Program Components</b>				<b>Factor</b>										
Skating Skills				0.80	8.75	8.50	9.00	9.00	8.75	8.25	8.75	8.50	8.50	8.68
Transitions				0.80	8.75	8.50	8.50	8.50	8.50	8.25	8.25	8.00	8.50	8.43
Performance				0.80	9.00	9.00	8.75	9.00	8.75	8.25	8.75	8.50	8.75	8.79
Composition				0.80	9.00	8.75	9.00	9.00	9.00	8.50	8.50	8.25	8.50	8.75
Interpretation of the Music				0.80	9.00	9.00	9.00	9.00	8.75	8.25	8.50	8.50	8.75	8.79
Judges Total Program Components Score (factored)														<b>34.74</b>

<b>Deductions:</b>	<b>0.00</b>
--------------------	-------------

Rank	Name	Nation	Starting Number	Total Segment Score	Total Element Score	Total Program Component Score (factored)	Total Deductions
2	Vanessa JAMES / Morgan CIPRES	FRA	5	73.48	38.47	35.01	0.00

#	Executed Elements	Info	Base Value	GOE	J1	J2	J3	J4	J5	J6	J7	J8	J9	Ref Scores of Panel
1	3Tw3		5.70	2.28	1	4	4	4	4	4	4	4	4	7.98
2	3T		4.20	0.00	0	1	2	2	-1	-1	0	-1	-1	4.20
3	FCCoSp2		2.50	-0.25	0	-2	2	0	-2	-1	0	-2	-2	2.25
4	4Li4		5.10	1.82	2	4	4	4	3	3	3	4	4	6.92
5	BoDs3		4.30	1.11	2	2	3	3	3	2	3	2	4	5.41
6	3FTh		5.30	1.06	1	3	3	3	3	1	1	2	1	6.36
7	StSq4		3.90	1.45	3	4	4	4	4	3	4	4	3	5.35
			<b>31.00</b>											<b>38.47</b>
<b>Program Components</b>				<b>Factor</b>										
Skating Skills				0.80	9.00	8.50	9.25	9.00	9.00	8.50	9.25	8.00	8.75	8.86
Transitions				0.80	8.75	8.75	9.00	8.75	9.00	8.25	9.25	8.25	8.50	8.71
Performance				0.80	8.50	8.50	9.25	9.00	8.50	7.75	8.75	8.00	8.50	8.54
Composition				0.80	8.75	9.00	9.25	9.00	9.00	8.00	9.00	8.50	8.50	8.82
Interpretation of the Music				0.80	8.75	9.00	9.50	9.00	9.00	8.00	9.00	8.50	8.50	8.82
Judges Total Program Components Score (factored)														<b>35.01</b>

<b>Deductions:</b>	<b>0.00</b>
--------------------	-------------

Rank	Name	Nation	Starting Number	Total Segment Score	Total Element Score	Total Program Component Score (factored)	Total Deductions
3	Nicole DELLA MONICA / Matteo GUARISE	ITA	4	69.77	36.87	32.90	0.00

#	Executed Elements	Info	Base Value	GOE	J1	J2	J3	J4	J5	J6	J7	J8	J9	Ref Scores of Panel
1	3S		4.30	-0.80	-2	-2	-2	-2	-5	-1	-1	-3	-1	3.50
2	3Tw3		5.70	1.06	1	2	2	2	1	3	2	2	2	6.76
3	3LoTh		5.00	0.00	-1	1	0	0	-2	0	2	0	0	5.00
4	4Li4		5.10	1.38	3	3	2	2	3	3	2	3	3	6.48
5	BoDs4		4.70	1.28	2	3	3	3	3	4	2	2	3	5.98
6	StSq4		3.90	0.95	3	2	2	2	1	3	2	3	3	4.85
7	FCCoSp4		3.50	0.80	2	2	2	3	2	4	2	3	2	4.30
			<b>32.20</b>											<b>36.87</b>
<b>Program Components</b>				<b>Factor</b>										
Skating Skills				0.80	8.50	8.25	8.25	7.75	8.00	8.50	8.50	8.25	8.25	8.29
Transitions				0.80	8.25	8.00	8.00	7.50	8.25	8.25	8.00	8.00	8.25	8.11
Performance				0.80	8.00	8.00	8.00	7.75	7.75	8.50	8.50	8.00	8.50	8.11
Composition				0.80	8.50	8.00	8.25	8.00	8.25	8.75	8.50	8.50	8.25	8.32
Interpretation of the Music				0.80	8.50	8.00	8.25	7.75	8.25	8.50	8.25	8.25	8.50	8.29
Judges Total Program Components Score (factored)														<b>32.90</b>

<b>Deductions:</b>	<b>0.00</b>
--------------------	-------------

# ISU World Team Trophy in Figure Skating 2019

## PAIRS SHORT PROGRAM JUDGES DETAILS PER SKATER

Rank	Name	Nation	Starting Number	Total Segment Score	Total Element Score	Total Program Component Score (factored)	Total Deductions
4	Kirsten MOORE-TOWERS / Michael MARINARO	CAN	3	68.38	35.24	33.14	0.00

#	Executed Elements	Info	Base Value	GOE	J1	J2	J3	J4	J5	J6	J7	J8	J9	Ref Scores of Panel
1	3Tw2		5.40	0.69	0	2	2	0	-1	1	2	2	2	6.09
2	3T		4.20	0.00	-1	1	0	0	2	0	-1	1	-1	4.20
3	BoDs3		4.30	1.23	2	4	3	3	3	2	3	3	3	5.53
4	4Li4		5.10	1.60	3	4	3	3	3	3	3	3	4	6.70
5	3LoTh		5.00	0.21	-1	2	1	0	-2	0	2	1	0	5.21
6	CCoSp2		2.50	0.11	1	1	3	1	-2	-1	1	1	-1	2.61
7	StSq4		3.90	1.00	2	3	2	3	2	2	3	3	3	4.90
			<b>30.40</b>											<b>35.24</b>
<b>Program Components</b>				<b>Factor</b>										
Skating Skills				0.80	8.50	8.50	8.50	8.00	8.25	8.00	8.50	8.50	8.50	8.39
Transitions				0.80	8.25	8.25	8.00	7.75	8.00	7.75	8.25	8.25	8.25	8.11
Performance				0.80	8.50	8.50	8.25	7.75	8.25	7.75	8.25	8.25	8.25	8.21
Composition				0.80	8.25	8.50	8.25	8.00	8.50	7.75	8.50	8.50	8.25	8.32
Interpretation of the Music				0.80	8.50	8.50	8.50	8.00	8.50	7.75	8.50	8.25	8.50	8.39
Judges Total Program Components Score (factored)														<b>33.14</b>

<b>Deductions:</b>	<b>0.00</b>
--------------------	-------------

Rank	Name	Nation	Starting Number	Total Segment Score	Total Element Score	Total Program Component Score (factored)	Total Deductions
5	Ashley CAIN / Timothy LEDUC	USA	2	66.91	35.02	31.89	0.00

#	Executed Elements	Info	Base Value	GOE	J1	J2	J3	J4	J5	J6	J7	J8	J9	Ref Scores of Panel
1	3Tw3		5.70	1.30	2	2	1	2	3	3	2	2	3	7.00
2	3Lo<	<	3.68	-0.95	-2	-2	-2	-2	-4	-3	-3	-3	-3	2.73
3	3LzTh		5.30	0.53	0	1	1	2	-2	1	1	1	2	5.83
4	4Li4		5.10	0.73	1	1	1	1	2	2	2	1	4	5.83
5	BoDs3		4.30	0.74	0	1	2	3	3	1	2	0	3	5.04
6	StSq4		3.90	1.00	2	3	2	2	4	2	3	2	4	4.90
7	CCoSp3		3.00	0.69	2	3	2	2	3	2	1	2	3	3.69
			<b>30.98</b>											<b>35.02</b>
<b>Program Components</b>				<b>Factor</b>										
Skating Skills				0.80	8.00	8.00	8.00	7.50	8.25	7.50	8.25	7.75	8.00	7.93
Transitions				0.80	7.75	8.00	7.50	7.00	8.25	7.50	8.25	7.50	8.00	7.79
Performance				0.80	8.00	8.25	7.75	7.25	8.00	8.25	8.25	7.75	8.50	8.04
Composition				0.80	8.00	8.50	7.50	7.25	8.50	8.00	8.25	7.75	8.25	8.04
Interpretation of the Music				0.80	7.75	8.50	7.75	7.50	8.25	8.25	8.00	8.00	8.50	8.07
Judges Total Program Components Score (factored)														<b>31.89</b>

<b>Deductions:</b>	<b>0.00</b>
--------------------	-------------

< Under-rotated jump

Rank	Name	Nation	Starting Number	Total Segment Score	Total Element Score	Total Program Component Score (factored)	Total Deductions
6	Riku MIURA / Shoya ICHIHASHI	JPN	1	44.93	21.05	23.88	0.00

#	Executed Elements	Info	Base Value	GOE	J1	J2	J3	J4	J5	J6	J7	J8	J9	Ref Scores of Panel
1	3Tw1		5.10	-1.17	-2	-3	-1	-2	-2	-3	-3	-3	0	3.93
2	3T<<	<<	1.30	-0.65	-3	-5	-5	-5	-5	-5	-5	-5	-5	0.65
3	4LiB		3.50	-1.60	-5	-5	-3	-4	-5	-5	-4	-4	-5	1.90
4	3STh		4.40	-1.51	-3	-4	-3	-2	-4	-5	-3	-3	-4	2.89
5	BoDs2		3.90	0.11	0	0	1	1	2	0	0	0	0	4.01
6	CCoSp4		3.50	0.10	-1	-1	0	2	2	0	-1	1	1	3.60
7	StSq4		3.90	0.17	0	-1	0	1	2	1	-2	0	2	4.07
			<b>25.60</b>											<b>21.05</b>
<b>Program Components</b>				<b>Factor</b>										
Skating Skills				0.80	6.75	5.75	6.50	5.25	5.25	6.25	6.50	6.50	6.75	6.21
Transitions				0.80	6.50	5.50	6.00	4.75	5.25	6.00	6.00	6.25	6.50	5.93
Performance				0.80	6.25	5.00	6.00	5.25	4.50	5.75	5.75	6.00	6.75	5.71
Composition				0.80	6.75	5.25	6.50	5.50	5.25	6.25	6.25	6.50	6.50	6.11
Interpretation of the Music				0.80	6.50	5.50	6.50	5.25	4.75	5.75	5.75	6.00	7.00	5.89
Judges Total Program Components Score (factored)														<b>23.88</b>

<b>Deductions:</b>	<b>0.00</b>
--------------------	-------------

<< Downgraded jump


April 11 - April 14, 2019 Fukuoka, Japan

**SEGMENT RESULTS**

**PAIRS FREE SKATING RESULT**

Rank	Name	Nation	Score	Team Point
1	Vanessa JAMES / Morgan CIPRES	FRA	152.52	12
2	Natalia ZABIIAKO / Alexander ENBERT	RUS	141.32	11
3	Kirsten MOORE-TOWERS / Michael MARINARO	CAN	131.84	10
4	Nicole DELLA MONICA / Matteo GUARISE	ITA	130.85	9
5	Ashley CAIN / Timothy LEDUC	USA	125.24	8
6	Riku MIURA / Shoya ICHIHASHI	JPN	92.98	7

  
 Fabio BIANCHETTI ISU  
 Referee

  
 Deborah NOYES ISU  
 Technical Controller

# ISU World Team Trophy in Figure Skating 2019

## PAIRS FREE SKATING JUDGES DETAILS PER SKATER

Rank	Name	Nation	Starting Number	Total Segment Score	Total Element Score	Total Program Component Score (factored)	Total Deductions
1	Vanessa JAMES / Morgan CIPRES	FRA	5	152.52	76.39	76.13	0.00

#	Executed Elements	Info	Base Value	GOE	J1	J2	J3	J4	J5	J6	J7	J8	J9	Ref Scores of Panel
1	3Tw3		5.70	2.28	2	5	4	4	5	5	3	4	3	7.98
2	3T+2T+2T		6.80	1.68	3	5	4	3	4	4	4	5	4	8.48
3	3S		4.30	1.78	3	5	4	4	4	3	5	5	4	6.08
4	3Li4		5.10	2.11	5	5	4	4	3	4	4	4	4	7.21
5	PCoSp4		4.50	1.54	3	3	4	3	3	4	4	4	3	6.04
6	3FTh		5.30	1.74	2	4	4	3	4	3	3	4	2	7.04
7	ChSq1		3.00	2.14	3	5	5	5	4	4	4	5	3	5.14
8	5ALi4		7.00	2.80	4	4	4	4	4	4	4	4	4	9.80
9	3STh		4.40	1.07	0	3	2	2	3	4	3	2	2	5.47
10	FIDs3		3.50	1.15	2	5	3	3	3	4	3	4	3	4.65
11	5Bli3		6.20	2.30	2	4	3	4	4	4	3	4	4	8.50
			<b>55.80</b>											<b>76.39</b>
<b>Program Components</b>				<b>Factor</b>										
Skating Skills				1.60	9.50	9.50	9.50	9.50	9.75	9.50	9.75	9.25	8.75	9.50
Transitions				1.60	9.25	9.50	9.50	9.50	9.00	9.25	9.25	9.50	8.50	9.32
Performance				1.60	9.25	9.75	9.75	9.50	9.75	9.75	9.75	9.50	9.00	9.61
Composition				1.60	9.50	9.75	9.75	9.75	10.00	9.75	9.50	9.25	8.75	9.61
Interpretation of the Music				1.60	9.25	9.50	9.75	9.75	10.00	9.50	9.50	9.50	8.75	9.54
Judges Total Program Components Score (factored)														<b>76.13</b>

<b>Deductions:</b>	<b>0.00</b>
--------------------	-------------

Rank	Name	Nation	Starting Number	Total Segment Score	Total Element Score	Total Program Component Score (factored)	Total Deductions
2	Natalia ZABIIAKO / Alexander ENBERT	RUS	6	141.32	70.70	70.62	0.00

#	Executed Elements	Info	Base Value	GOE	J1	J2	J3	J4	J5	J6	J7	J8	J9	Ref Scores of Panel
1	3Tw3		5.70	1.79	2	4	3	2	3	4	3	4	3	7.49
2	3T+2T+2Lo		7.20	1.08	3	3	2	2	2	3	2	3	3	8.28
3	2S		1.30	0.13	2	1	1	0	1	1	1	0	2	1.43
4	PCoSp4		4.50	1.22	3	2	3	3	3	2	2	4	3	5.72
5	3FTh		5.30	1.74	4	3	3	2	3	3	4	4	3	7.04
6	4Li4		5.10	1.60	3	3	3	3	3	3	3	4	4	6.70
7	5RLi4		7.00	2.20	3	4	3	3	2	3	3	4	3	9.20
8	3LoTh		5.00	2.00	4	4	4	3	4	4	4	5	4	7.00
9	ChSq1		3.00	1.29	2	3	3	2	2	3	2	3	3	4.29
10	5ALi4		7.00	1.90	3	3	3	2	2	2	3	3	3	8.90
11	FIDs3		3.50	1.15	3	4	3	2	3	3	4	4	3	4.65
			<b>54.60</b>											<b>70.70</b>
<b>Program Components</b>				<b>Factor</b>										
Skating Skills				1.60	9.25	8.50	9.00	9.00	8.75	8.50	9.00	9.25	8.75	8.89
Transitions				1.60	9.25	8.25	8.50	8.75	8.75	8.25	8.50	9.00	8.75	8.64
Performance				1.60	9.50	8.50	9.00	8.75	9.00	8.50	8.75	9.50	9.00	8.93
Composition				1.60	9.25	8.50	8.75	9.00	9.00	8.50	8.75	9.00	9.00	8.86
Interpretation of the Music				1.60	9.50	8.25	9.00	9.00	8.75	8.25	8.50	9.25	9.00	8.82
Judges Total Program Components Score (factored)														<b>70.62</b>

<b>Deductions:</b>	<b>0.00</b>
--------------------	-------------



# ISU World Team Trophy in Figure Skating 2019

## PAIRS FREE SKATING JUDGES DETAILS PER SKATER

Rank	Name	Nation	Starting Number	Total Segment Score	Total Element Score	Total Program Component Score (factored)	Total Deductions
3	Kirsten MOORE-TOWERS / Michael MARINARO	CAN	3	131.84	65.50	67.34	1.00

#	Executed Elements	Info	Base Value	GOE	J1	J2	J3	J4	J5	J6	J7	J8	J9	Ref Scores of Panel
1	3Tw2		5.40	0.23	-2	0	1	2	-1	-1	2	2	0	5.63
2	3S+2T+2T		6.90	1.04	2	2	2	1	2	3	3	3	3	7.94
3	3LoTh		5.00	1.43	2	4	3	2	3	2	3	4	3	6.43
4	3Li4		5.10	1.46	2	3	2	3	3	3	3	3	4	6.56
5	PCoSp3		4.00	1.09	2	3	3	2	2	3	3	4	3	5.09
6	3T		4.20	-2.10	-5	-4	-5	-5	-5	-5	-5	-5	-5	2.10
7	5RLi4		7.00	1.50	2	2	2	2	2	1	3	3	2	8.50
8	ChSq1		3.00	1.21	2	3	2	2	2	3	3	5	2	4.21
9	3STh		4.40	1.26	2	3	3	2	3	3	3	4	3	5.66
10	5ALi3		6.60	1.89	3	4	3	2	2	3	3	3	3	8.49
11	FIDs4		3.80	1.09	2	3	3	3	2	3	3	3	3	4.89
			<b>55.40</b>											<b>65.50</b>
<b>Program Components</b>				<b>Factor</b>										
	Skating Skills			1.60	8.50	8.50	8.50	8.25	8.25	8.00	8.75	8.50	8.50	8.43
	Transitions			1.60	8.25	8.50	8.25	8.50	8.25	7.75	8.50	8.50	8.25	8.36
	Performance			1.60	8.25	8.25	8.75	8.50	8.25	7.75	8.50	8.25	8.50	8.36
	Composition			1.60	8.50	8.25	8.50	8.50	8.50	8.25	8.75	8.50	8.25	8.43
	Interpretation of the Music			1.60	8.50	8.50	8.50	8.50	8.50	8.25	8.50	8.50	8.50	8.50
	Judges Total Program Components Score (factored)													<b>67.34</b>

<b>Deductions:</b>	Falls: -1.00	<b>-1.00</b>
--------------------	--------------	--------------

Rank	Name	Nation	Starting Number	Total Segment Score	Total Element Score	Total Program Component Score (factored)	Total Deductions
4	Nicole DELLA MONICA / Matteo GUARISE	ITA	4	130.85	64.64	66.21	0.00

#	Executed Elements	Info	Base Value	GOE	J1	J2	J3	J4	J5	J6	J7	J8	J9	Ref Scores of Panel
1	3S		4.30	1.23	3	3	3	2	2	3	3	3	3	5.53
2	3Tw3		5.70	1.30	0	2	2	2	2	2	3	3	3	7.00
3	3LoTh		5.00	0.93	2	2	2	1	0	3	2	2	2	5.93
4	FIDs4		3.80	1.09	2	3	3	2	3	3	3	3	3	4.89
5	2T+1T		1.70	-0.58	-4	-5	-5	-3	-5	-5	-4	-5	-3	1.12
6	5RLi3		6.60	1.98	3	4	3	2	3	2	3	4	3	8.58
7	ChSq1		3.00	1.29	2	4	3	3	2	2	2	3	3	4.29
8	3STh		4.40	1.45	2	4	4	3	3	3	3	4	3	5.85
9	5ALi4		7.00	2.10	3	3	3	2	3	3	3	3	4	9.10
10	4Li4		5.10	1.53	2	3	3	3	3	4	3	3	3	6.63
11	PCoSp4		4.50	1.22	2	3	3	3	2	3	2	3	3	5.72
			<b>51.10</b>											<b>64.64</b>
<b>Program Components</b>				<b>Factor</b>										
	Skating Skills			1.60	8.50	8.25	8.50	8.25	8.25	8.25	8.50	8.25	8.25	8.32
	Transitions			1.60	8.25	8.00	8.00	8.00	8.25	8.00	8.25	8.00	8.00	8.07
	Performance			1.60	8.50	8.25	8.75	8.25	8.25	7.75	8.50	8.25	8.25	8.32
	Composition			1.60	8.75	7.75	8.50	8.50	8.25	8.25	8.75	8.25	8.25	8.39
	Interpretation of the Music			1.60	8.50	8.00	8.75	8.50	8.00	8.00	8.50	8.00	8.50	8.29
	Judges Total Program Components Score (factored)													<b>66.21</b>

<b>Deductions:</b>	Costume/Prop violation: (1 of 10)	<b>0.00</b>
--------------------	-----------------------------------	-------------

# ISU World Team Trophy in Figure Skating 2019

## PAIRS FREE SKATING JUDGES DETAILS PER SKATER

Rank	Name	Nation	Starting Number	Total Segment Score	Total Element Score	Total Program Component Score (factored)	Total Deductions
5	Ashley CAIN / Timothy LEDUC	USA	2	125.24	61.50	64.74	1.00

#	Executed Elements	Info	Base Value	GOE	J1	J2	J3	J4	J5	J6	J7	J8	J9	Ref Scores of Panel
1	3Tw3		5.70	1.38	2	3	2	3	3	2	3	2	2	7.08
2	3Lo		4.90	-0.35	0	-1	-1	-1	1	-1	-1	-2	0	4.55
3	3FTh		5.30	1.06	2	1	2	2	3	0	3	2	2	6.36
4	5ALi3		6.60	1.70	2	2	3	3	4	2	2	3	3	8.30
5	3S<+COMBO	<	3.23	-1.62	-5	-5	-5	-5	-5	-5	-5	-5	-5	1.61
6	5SLi4		6.20	1.51	2	2	2	2	4	2	3	3	3	7.71
7	3STh		4.40	0.63	2	1	1	1	-1	2	1	2	2	5.03
8	3Li4		5.10	1.31	2	3	3	2	3	2	2	3	3	6.41
9	PCoSp4		4.50	1.22	2	3	3	3	4	2	3	2	3	5.72
10	ChSq1		3.00	1.43	2	3	3	3	4	2	3	3	3	4.43
11	FIDs3		3.50	0.80	0	2	2	2	2	3	4	1	4	4.30
			<b>52.43</b>											<b>61.50</b>
<b>Program Components</b>				<b>Factor</b>										
Skating Skills				1.60	8.25	8.00	8.00	8.00	8.50	7.75	8.50	8.00	7.75	8.07
Transitions				1.60	7.75	8.00	7.50	8.00	8.75	7.75	8.25	7.75	8.00	7.93
Performance				1.60	8.00	8.25	7.75	8.25	8.25	7.75	8.25	8.00	8.25	8.11
Composition				1.60	8.00	8.25	7.50	8.25	8.75	8.25	8.50	8.25	8.00	8.21
Interpretation of the Music				1.60	8.00	8.00	7.75	8.25	8.75	8.00	8.50	8.00	8.25	8.14
Judges Total Program Components Score (factored)														<b>64.74</b>

<b>Deductions:</b>	Falls: -1.00	<b>-1.00</b>
< Under-rotated jump		

Rank	Name	Nation	Starting Number	Total Segment Score	Total Element Score	Total Program Component Score (factored)	Total Deductions
6	Riku MIURA / Shoya ICHIHASHI	JPN	1	92.98	45.75	48.23	1.00

#	Executed Elements	Info	Base Value	GOE	J1	J2	J3	J4	J5	J6	J7	J8	J9	Ref Scores of Panel
1	3Tw1		5.10	-1.24	-3	-3	-1	-2	-2	-3	-3	-2	-2	3.86
2	3T+2T<	<	5.18	-1.80	-4	-5	-4	-2	-5	-4	-5	-3	-5	3.38
3	5ALi4		7.00	0.30	1	0	0	1	1	1	0	0	0	7.30
4	3FTh		5.30	-1.51	-3	-3	-2	-2	-3	-3	-3	-3	-3	3.79
5	2A		3.30	-1.65	-5	-5	-5	-5	-5	-5	-5	-5	-5	1.65
6	5RLi4		7.00	-0.20	-1	0	-1	0	2	0	0	0	-1	6.80
7	ChSq1		3.00	0.64	0	1	2	1	2	2	1	1	1	3.64
8	3STh		4.40	-1.51	-3	-4	-3	-2	-4	-4	-4	-4	-2	2.89
9	4Li3		4.70	-0.20	0	-1	0	0	0	1	-2	-1	-1	4.50
10	FIDs2		3.20	0.05	0	-1	1	1	2	0	-1	0	0	3.25
11	PCoSp4		4.50	0.19	0	0	1	1	0	1	0	0	1	4.69
			<b>52.68</b>											<b>45.75</b>
<b>Program Components</b>				<b>Factor</b>										
Skating Skills				1.60	6.50	6.00	6.50	6.00	5.50	6.00	6.25	6.25	6.25	6.18
Transitions				1.60	6.00	5.50	6.25	5.50	5.75	6.00	6.00	6.25	6.25	5.96
Performance				1.60	6.00	5.25	6.25	5.75	5.25	5.75	5.75	5.75	6.50	5.79
Composition				1.60	6.50	5.50	6.50	6.00	5.75	6.25	6.50	6.25	6.25	6.21
Interpretation of the Music				1.60	6.25	5.50	6.50	5.75	5.75	6.00	5.75	6.00	6.50	6.00
Judges Total Program Components Score (factored)														<b>48.23</b>

<b>Deductions:</b>	Falls: -1.00	<b>-1.00</b>
< Under-rotated jump		

April 11 - April 14, 2019 Fukuoka, Japan

## PROTOCOL

### LADIES

<b>Marine Messe Fukuoka</b>	THU 11 APR 2019	16:35	Short Program
	SAT 13 APR 2019	16:50	Free Skating

Size of Skating Arena:	60x30
Ice Conditions:	Very good
Number of Entries:	12
Number of Participants:	12

<b>Short Program</b>		
Duration:	2:40 +/- 10 seconds	
Program Component Factors:	Skating Skills	0.80
	Transitions	0.80
	Performance	0.80
	Composition	0.80
	Interpretation of the Music	0.80

<b>Free Skating</b>		
Duration:	4:00 +/- 10 seconds	
Program Component Factors:	Skating Skills	1.60
	Transitions	1.60
	Performance	1.60
	Composition	1.60
	Interpretation of the Music	1.60

April 11 - April 14, 2019 Fukuoka, Japan

## PANEL OF JUDGES AND TECHNICAL PANEL

### LADIES

#### Panel of Judges

Referee	Ms. Laimute KRAUZIENE	ISU
Judge No.1	Ms. Christiane MOERTH	AUT
Judge No.2	Ms. Nadezhda PARETSKAIA	KAZ
Judge No.3	Ms. Chihee RHEE	KOR
Judge No.4	Mr. Kenji AMAKO	JPN
Judge No.5	Ms. Taffy HOLLIDAY	USA
Judge No.6	Ms. Elisabeth LOUESDON	FRA
Judge No.7	Mr. Walter TOIGO	ITA
Judge No.8	Ms. Nicole LEBLANC-RICHARD	CAN
Judge No.9	Ms. Elena FOMINA	RUS

#### Technical Panel

Technical Controller	Ms. Deborah NOYES	ISU
Technical Specialist	Ms. Olga BARANOVA	ISU
Assistant Technical Specialist	Mr. Igor BICH	ISU

#### Data/Replay Operator

Data Operator	Mr. Steven HSU	ISU
Replay Operator	Ms. Ranko HIRAI	ISU

April 11 - April 14, 2019 Fukuoka, Japan


## SEGMENT RESULTS

### LADIES SHORT PROGRAM RESULT

Rank	Name	Nation	Score	Team Point
1	Rika KIHIRA	JPN	83.97	12
2	Elizaveta TUKTAMYSHEVA	RUS	80.54	11
3	Kaori SAKAMOTO	JPN	76.95	10
4	Bradie TENNELL	USA	74.81	9
5	Mariah BELL	USA	70.89	8
6	Sofia SAMODUROVA	RUS	68.61	7
7	Gabrielle DALEMAN	CAN	64.33	6
8	Laurine LECAVELIER	FRA	62.53	5
9	Marina PIREDDA	ITA	60.33	4
10	Mae Berenice MEITE	FRA	59.45	3
11	Alaine CHARTRAND	CAN	52.36	2
12	Roberta RODEGHIERO	ITA	48.45	1



Laimute KRAUZIENE ISU  
Referee



Deborah NOYES ISU  
Technical Controller

# ISU World Team Trophy in Figure Skating 2019

## LADIES SHORT PROGRAM JUDGES DETAILS PER SKATER

Rank	Name	Nation	Starting Number	Total Segment Score	Total Element Score	Total Program Component Score (factored)	Total Deductions
1	Rika KIHIRA	JPN	10	83.97	48.17	35.80	0.00

#	Executed Elements	Info	Base Value	GOE	J1	J2	J3	J4	J5	J6	J7	J8	J9	Ref Scores of Panel
1	3A		8.00	2.86	5	3	4	3	3	4	5	3	3	10.86
2	3F+3T		9.50	1.51	4	2	3	3	2	4	4	2	2	11.01
3	FSSp4		3.00	0.77	3	2	3	2	3	3	3	2	2	3.77
4	3Lz		6.49	X 2.11	4	4	4	3	3	4	4	3	3	8.60
5	CCoSp4		3.50	1.40	4	4	5	3	4	4	4	4	4	4.90
6	StSq4		3.90	1.39	4	3	4	3	5	4	4	3	3	5.29
7	LSp4		2.70	1.04	4	4	4	4	3	4	5	4	3	3.74
			<b>37.09</b>											<b>48.17</b>
<b>Program Components</b>				<b>Factor</b>										
Skating Skills				0.80	9.00	9.25	9.00	9.50	9.00	9.00	9.00	9.25	8.75	9.07
Transitions				0.80	8.25	8.75	8.50	9.00	8.50	8.50	8.50	8.50	8.50	8.54
Performance				0.80	9.00	9.25	9.25	9.25	9.25	9.00	9.25	9.25	8.75	9.18
Composition				0.80	9.00	9.00	8.75	9.50	8.75	8.75	9.25	8.75	8.50	8.89
Interpretation of the Music				0.80	9.00	9.00	9.00	9.50	9.00	9.25	9.25	9.00	8.75	9.07
Judges Total Program Components Score (factored)														<b>35.80</b>

<b>Deductions:</b>	<b>0.00</b>
--------------------	-------------

X Credit highlight distribution, base value multiplied by 1.1

Rank	Name	Nation	Starting Number	Total Segment Score	Total Element Score	Total Program Component Score (factored)	Total Deductions
2	Elizaveta TUKTAMYSHEVA	RUS	7	80.54	45.86	34.68	0.00

#	Executed Elements	Info	Base Value	GOE	J1	J2	J3	J4	J5	J6	J7	J8	J9	Ref Scores of Panel
1	3A		8.00	2.29	3	2	3	3	2	4	3	1	4	10.29
2	3T+3T		8.40	1.14	3	2	3	3	2	3	3	2	4	9.54
3	FSSp4		3.00	0.77	2	2	4	2	3	3	3	2	3	3.77
4	LSp4		2.70	0.73	3	2	2	3	3	3	3	1	3	3.43
5	3Lz		6.49	X 2.19	4	4	3	4	3	4	4	3	4	8.68
6	StSq4		3.90	1.50	4	2	4	4	4	4	4	3	4	5.40
7	CCoSp4		3.50	1.25	5	3	3	4	4	4	4	3	3	4.75
			<b>35.99</b>											<b>45.86</b>
<b>Program Components</b>				<b>Factor</b>										
Skating Skills				0.80	8.75	8.75	8.50	9.50	8.25	8.75	9.00	8.50	9.00	8.75
Transitions				0.80	7.75	8.00	7.75	9.00	8.25	8.25	8.25	7.50	8.75	8.14
Performance				0.80	9.00	8.75	8.75	9.25	8.75	9.00	9.25	8.25	9.50	8.96
Composition				0.80	8.75	8.75	8.25	9.50	8.50	8.50	8.75	8.00	9.00	8.64
Interpretation of the Music				0.80	9.00	8.75	8.75	9.50	8.75	8.75	8.75	8.25	9.25	8.86
Judges Total Program Components Score (factored)														<b>34.68</b>

<b>Deductions:</b>	<b>0.00</b>
--------------------	-------------

X Credit highlight distribution, base value multiplied by 1.1

Rank	Name	Nation	Starting Number	Total Segment Score	Total Element Score	Total Program Component Score (factored)	Total Deductions
3	Kaori SAKAMOTO	JPN	12	76.95	40.95	36.00	0.00

#	Executed Elements	Info	Base Value	GOE	J1	J2	J3	J4	J5	J6	J7	J8	J9	Ref Scores of Panel
1	3F+3T		9.50	1.89	4	4	4	3	3	4	3	4	3	11.39
2	2A		3.30	1.13	4	3	3	3	3	4	4	3	4	4.43
3	CCoSp4		3.50	1.10	3	3	4	4	3	3	3	3	3	4.60
4	StSq4		3.90	1.23	3	2	3	4	4	3	3	3	3	5.13
5	3Lo		5.39	X 2.17	5	4	5	4	4	4	5	5	3	7.56
6	FCSp4		3.20	1.01	3	3	3	3	4	3	4	3	2	4.21
7	LSp4		2.70	0.93	4	2	3	3	4	3	4	4	3	3.63
			<b>31.49</b>											<b>40.95</b>
<b>Program Components</b>				<b>Factor</b>										
Skating Skills				0.80	9.00	9.50	9.25	9.50	9.25	8.75	9.00	9.25	8.75	9.14
Transitions				0.80	8.50	9.00	9.00	9.25	8.75	8.50	8.75	8.75	8.50	8.75
Performance				0.80	9.00	9.25	9.25	9.50	9.25	8.50	8.75	9.25	9.00	9.11
Composition				0.80	9.00	9.25	9.00	9.50	9.00	8.75	9.00	9.00	8.50	9.00
Interpretation of the Music				0.80	9.25	9.00	9.00	9.50	9.00	8.75	8.75	9.25	8.75	9.00
Judges Total Program Components Score (factored)														<b>36.00</b>

<b>Deductions:</b>	<b>0.00</b>
--------------------	-------------

X Credit highlight distribution, base value multiplied by 1.1

# ISU World Team Trophy in Figure Skating 2019

## LADIES SHORT PROGRAM JUDGES DETAILS PER SKATER

Rank	Name	Nation	Starting Number	Total Segment Score	Total Element Score	Total Program Component Score (factored)	Total Deductions
4	Bradie TENNELL	USA	11	74.81	40.10	34.71	0.00

#	Executed Elements	Info	Base Value	GOE	J1	J2	J3	J4	J5	J6	J7	J8	J9	Ref Scores of Panel
1	3Lz+3T		10.10	1.52	3	2	4	1	3	3	3	2	2	11.62
2	FCSp4		3.20	0.96	3	3	3	2	3	4	4	3	2	4.16
3	StSq3		3.30	1.13	3	3	4	3	4	4	4	3	3	4.43
4	2A		3.30	0.99	4	3	4	2	4	3	3	2	2	4.29
5	3F		5.83 X	1.14	3	3	4	2	2	0	1	2	2	6.97
6	LSp4		2.70	0.93	3	3	4	4	3	3	4	4	2	3.63
7	CCoSp4		3.50	1.50	4	4	5	4	5	4	4	5	3	5.00
			<b>31.93</b>											<b>40.10</b>
<b>Program Components</b>				<b>Factor</b>										
Skating Skills				0.80	8.25	8.75	9.00	8.75	9.00	8.75	9.00	8.50	8.50	8.75
Transitions				0.80	7.75	9.00	8.75	8.50	8.75	8.50	9.00	8.25	8.00	8.54
Performance				0.80	7.75	9.25	9.25	8.50	8.75	8.75	9.00	8.50	8.25	8.71
Composition				0.80	8.00	9.25	9.00	8.50	9.00	8.50	9.25	8.25	8.00	8.64
Interpretation of the Music				0.80	8.00	9.00	9.25	8.75	8.75	8.75	9.25	8.50	8.25	8.75
Judges Total Program Components Score (factored)														<b>34.71</b>

<b>Deductions:</b>	<b>0.00</b>
--------------------	-------------

X Credit highlight distribution, base value multiplied by 1.1

Rank	Name	Nation	Starting Number	Total Segment Score	Total Element Score	Total Program Component Score (factored)	Total Deductions
5	Mariah BELL	USA	9	70.89	37.23	33.66	0.00

#	Executed Elements	Info	Base Value	GOE	J1	J2	J3	J4	J5	J6	J7	J8	J9	Ref Scores of Panel
1	2A		3.30	0.94	4	3	3	3	3	3	3	2	2	4.24
2	3Lz<<+3T	<	8.63	-0.76	0	-3	-2	-1	-1	-2	-2	-2	-2	7.87
3	CCoSp4		3.50	1.30	3	3	3	4	5	4	4	4	4	4.80
4	FSSp4		3.00	0.77	4	2	3	2	3	3	3	2	2	3.77
5	3F		5.83 X	1.74	4	3	3	4	4	3	3	3	2	7.57
6	LSp4		2.70	1.04	4	3	4	4	4	4	4	4	2	3.74
7	StSq4		3.90	1.34	4	2	4	3	5	3	4	3	3	5.24
			<b>30.86</b>											<b>37.23</b>
<b>Program Components</b>				<b>Factor</b>										
Skating Skills				0.80	8.50	7.75	8.25	9.00	8.75	8.50	8.75	8.25	8.25	8.46
Transitions				0.80	8.50	7.25	7.75	9.25	8.75	8.00	8.25	7.50	7.75	8.07
Performance				0.80	8.75	8.25	8.50	9.00	9.00	8.25	8.50	7.75	8.00	8.46
Composition				0.80	8.75	7.50	8.75	9.25	8.75	8.25	9.00	8.25	8.00	8.54
Interpretation of the Music				0.80	8.75	8.00	8.75	9.50	9.00	8.50	8.50	8.00	8.25	8.54
Judges Total Program Components Score (factored)														<b>33.66</b>

<b>Deductions:</b>	<b>0.00</b>
--------------------	-------------

< Under-rotated jump X Credit highlight distribution, base value multiplied by 1.1

Rank	Name	Nation	Starting Number	Total Segment Score	Total Element Score	Total Program Component Score (factored)	Total Deductions
6	Sofia SAMODUROVA	RUS	6	68.61	37.07	31.54	0.00

#	Executed Elements	Info	Base Value	GOE	J1	J2	J3	J4	J5	J6	J7	J8	J9	Ref Scores of Panel
1	3F		5.30	1.29	4	3	3	2	3	2	2	2	1	6.59
2	FCSp4		3.20	0.59	1	2	1	2	2	2	2	2	2	3.79
3	StSq4		3.90	0.72	3	1	1	2	3	2	1	2	2	4.62
4	3Lo+3T		9.10	0.63	3	1	1	1	1	0	1	2	2	9.73
5	2A		3.63 X	0.66	3	2	3	2	1	2	2	1	2	4.29
6	LSp4		2.70	0.85	3	3	3	3	3	3	4	4	3	3.55
7	CCoSp4		3.50	1.00	3	3	3	3	4	2	2	3	3	4.50
			<b>31.33</b>											<b>37.07</b>
<b>Program Components</b>				<b>Factor</b>										
Skating Skills				0.80	8.00	8.25	7.75	8.25	7.50	8.00	8.00	8.25	8.25	8.07
Transitions				0.80	7.25	7.75	7.25	7.75	7.50	7.50	7.25	7.75	8.00	7.54
Performance				0.80	8.00	8.50	7.75	8.00	7.25	7.75	7.50	8.00	8.25	7.89
Composition				0.80	8.00	8.25	7.50	8.25	7.50	7.75	8.00	8.25	8.00	7.96
Interpretation of the Music				0.80	8.00	8.25	7.50	8.25	7.50	8.00	7.50	8.25	8.50	7.96
Judges Total Program Components Score (factored)														<b>31.54</b>

<b>Deductions:</b>	<b>0.00</b>
--------------------	-------------

X Credit highlight distribution, base value multiplied by 1.1

# ISU World Team Trophy in Figure Skating 2019

## LADIES SHORT PROGRAM

## JUDGES DETAILS PER SKATER

Rank	Name	Nation	Starting Number	Total Segment Score	Total Element Score	Total Program Component Score (factored)	Total Deductions
7	Gabrielle DALEMAN	CAN	8	64.33	31.27	33.06	0.00

#	Executed Elements	Info	Base Value	GOE	J1	J2	J3	J4	J5	J6	J7	J8	J9	Ref Scores of Panel	
1	3T+3T		8.40	1.74	5	4	5	3	5	4	4	4	3	10.14	
2	2A		3.30	0.80	4	1	4	2	3	2	2	2	2	4.10	
3	FCSp4		3.20	0.91	2	3	3	2	3	3	3	3	3	4.11	
4	LSp4		2.70	0.54	2	2	3	2	3	2	2	1	1	3.24	
5	1Lz*	*	0.00	X 0.00	-	-	-	-	-	-	-	-	-	0.00	
6	StSq4		3.90	1.28	4	3	4	3	4	3	2	3	3	5.18	
7	CCoSp4		3.50	1.00	3	3	4	3	5	3	2	2	2	4.50	
			<b>25.00</b>											<b>31.27</b>	
Program Components				Factor											
Skating Skills				0.80	9.00	8.75	8.50	8.25	8.75	8.25	8.00	8.50	8.50	8.50	8.50
Transitions				0.80	8.00	8.50	7.75	8.00	8.50	7.75	7.50	8.00	7.75	7.75	7.96
Performance				0.80	8.50	8.25	8.00	8.50	8.25	8.00	8.00	8.25	7.75	7.75	8.18
Composition				0.80	8.50	8.75	8.25	8.50	8.75	7.75	7.50	8.50	8.00	8.00	8.32
Interpretation of the Music				0.80	8.75	8.50	8.50	8.50	8.50	8.00	8.00	8.25	8.25	8.25	8.36
Judges Total Program Components Score (factored)														<b>33.06</b>	

<b>Deductions:</b>	<b>0.00</b>
--------------------	-------------

\* Invalid element X Credit highlight distribution, base value multiplied by 1.1

Rank	Name	Nation	Starting Number	Total Segment Score	Total Element Score	Total Program Component Score (factored)	Total Deductions
8	Laurine LECAVELIER	FRA	5	62.53	33.36	29.17	0.00

#	Executed Elements	Info	Base Value	GOE	J1	J2	J3	J4	J5	J6	J7	J8	J9	Ref Scores of Panel	
1	3T+3T		8.40	0.96	3	2	2	1	3	3	2	2	2	9.36	
2	3Lz		5.90	0.42	2	-1	1	0	1	2	1	0	0	6.32	
3	CCoSp1V		1.50	0.15	1	0	0	1	2	2	1	1	1	1.65	
4	StSq4		3.90	0.95	4	1	3	2	2	3	2	2	3	4.85	
5	2A		3.63	X 0.75	3	0	2	2	3	3	2	2	2	4.38	
6	FCSp3		2.80	0.68	3	2	3	1	3	3	2	2	2	3.48	
7	LSp4		2.70	0.62	3	2	3	2	2	3	2	2	2	3.32	
			<b>28.83</b>											<b>33.36</b>	
Program Components				Factor											
Skating Skills				0.80	7.75	7.50	7.25	6.75	7.00	7.75	7.25	7.25	7.50	7.50	7.36
Transitions				0.80	7.00	6.75	7.00	6.00	6.50	7.50	7.25	7.00	7.25	6.96	
Performance				0.80	7.50	7.50	7.50	6.50	7.00	8.00	7.25	7.50	7.50	7.39	
Composition				0.80	7.75	7.25	7.50	6.50	6.50	7.75	7.50	7.25	7.75	7.36	
Interpretation of the Music				0.80	7.75	7.25	7.50	6.75	6.75	8.25	7.25	7.50	7.75	7.39	
Judges Total Program Components Score (factored)														<b>29.17</b>	

<b>Deductions:</b>	<b>0.00</b>
--------------------	-------------

X Credit highlight distribution, base value multiplied by 1.1

Rank	Name	Nation	Starting Number	Total Segment Score	Total Element Score	Total Program Component Score (factored)	Total Deductions
9	Marina PIREDDA	ITA	1	60.33	34.13	26.20	0.00

#	Executed Elements	Info	Base Value	GOE	J1	J2	J3	J4	J5	J6	J7	J8	J9	Ref Scores of Panel	
1	3T+3T		8.40	0.18	0	0	1	1	1	0	1	0	0	8.58	
2	LSp4		2.70	0.58	1	2	3	2	2	3	3	2	1	3.28	
3	StSq3		3.30	0.42	2	0	2	1	2	1	1	1	1	3.72	
4	FCSp4		3.20	0.59	2	2	2	2	2	3	2	1	1	3.79	
5	3Lz		5.90	1.43	3	1	4	2	2	3	3	2	2	7.33	
6	2A		3.63	X 0.57	2	1	2	2	2	2	2	1	1	4.20	
7	CCoSp4V		2.63	0.60	3	2	4	2	3	3	2	1	1	3.23	
			<b>29.76</b>											<b>34.13</b>	
Program Components				Factor											
Skating Skills				0.80	6.75	6.75	7.00	6.75	5.75	6.75	6.75	6.00	6.25	6.25	6.57
Transitions				0.80	6.50	7.00	6.50	6.50	6.25	6.25	6.75	5.75	6.00	6.00	6.39
Performance				0.80	7.00	7.25	7.50	6.75	6.25	6.50	6.75	5.75	6.00	6.00	6.64
Composition				0.80	7.00	7.00	7.00	6.75	6.25	6.50	6.50	6.00	6.25	6.25	6.61
Interpretation of the Music				0.80	7.00	6.50	7.00	6.75	6.25	6.75	6.50	5.50	6.00	6.00	6.54
Judges Total Program Components Score (factored)														<b>26.20</b>	

<b>Deductions:</b>	<b>0.00</b>
--------------------	-------------

X Credit highlight distribution, base value multiplied by 1.1



# ISU World Team Trophy in Figure Skating 2019

## LADIES SHORT PROGRAM JUDGES DETAILS PER SKATER

Rank	Name	Nation	Starting Number	Total Segment Score	Total Element Score	Total Program Component Score (factored)	Total Deductions
10	Mae Berenice MEITE	FRA	4	59.45	31.47	27.98	0.00

#	Executed Elements	Info	Base Value	GOE	J1	J2	J3	J4	J5	J6	J7	J8	J9	Ref Scores of Panel
1	3T+3T<	<	7.35	-0.54	-1	-2	-1	-1	0	-1	-2	-2	-1	6.81
2	3Lz		5.90	-0.17	1	-1	1	0	-2	0	0	-1	-1	5.73
3	FCSp4		3.20	0.59	2	1	2	2	2	2	1	2	2	3.79
4	CCoSp4		3.50	0.70	3	2	1	2	3	3	2	1	1	4.20
5	StSq3		3.30	0.57	2	0	2	1	4	2	2	1	2	3.87
6	2A		3.63	X 0.28	2	0	2	2	1	0	0	1	0	3.91
7	LSp4		2.70	0.46	2	1	2	2	2	2	2	1	1	3.16
<b>29.58</b>														
<b>Program Components</b>														
				<b>Factor</b>										
	Skating Skills			0.80	7.00	7.25	7.25	6.75	6.50	7.25	6.75	7.00	7.00	7.00
	Transitions			0.80	6.50	7.00	6.75	6.25	6.75	7.00	6.75	6.75	7.00	6.79
	Performance			0.80	7.00	7.25	7.25	6.50	6.50	7.50	6.75	7.00	7.00	6.96
	Composition			0.80	7.00	7.00	7.00	6.50	7.00	7.25	7.25	7.25	7.25	7.11
	Interpretation of the Music			0.80	7.00	7.00	7.25	6.75	6.75	7.50	7.25	7.25	7.25	7.11
Judges Total Program Components Score (factored)														
<b>27.98</b>														

<b>Deductions:</b>	<b>0.00</b>
--------------------	-------------

< Under-rotated jump X Credit highlight distribution, base value multiplied by 1.1

Rank	Name	Nation	Starting Number	Total Segment Score	Total Element Score	Total Program Component Score (factored)	Total Deductions
11	Alaine CHARTRAND	CAN	3	52.36	25.22	27.14	0.00

#	Executed Elements	Info	Base Value	GOE	J1	J2	J3	J4	J5	J6	J7	J8	J9	Ref Scores of Panel
1	2A		3.30	0.71	3	1	3	2	2	2	2	2	2	4.01
2	3Lz		5.90	-1.26	-1	-3	-1	-3	-3	-2	-2	-2	-2	4.64
3	FSSp4		3.00	0.60	2	2	2	1	2	2	2	2	2	3.60
4	2S+2T*	*	1.43	X -0.65	-5	-5	-5	-5	-5	-5	-5	-5	-5	0.78
5	StSq4		3.90	0.89	3	1	2	2	3	2	2	3	2	4.79
6	LSp4		2.70	0.50	3	1	2	2	2	2	2	1	2	3.20
7	CCoSp4		3.50	0.70	1	1	3	2	3	2	2	2	2	4.20
<b>23.73</b>														
<b>Program Components</b>														
				<b>Factor</b>										
	Skating Skills			0.80	7.25	7.00	7.25	6.50	6.50	6.75	6.25	7.00	7.25	6.89
	Transitions			0.80	7.00	6.25	6.75	6.00	6.25	6.50	6.50	6.75	7.00	6.57
	Performance			0.80	7.50	6.50	7.00	6.25	6.25	6.50	6.50	6.75	6.75	6.61
	Composition			0.80	7.50	6.75	7.50	6.50	6.75	6.50	6.50	7.25	7.25	6.93
	Interpretation of the Music			0.80	7.75	6.75	7.25	6.75	6.50	7.00	6.75	7.00	7.00	6.93
Judges Total Program Components Score (factored)														
<b>27.14</b>														

<b>Deductions:</b>	<b>0.00</b>
--------------------	-------------

\* Invalid element X Credit highlight distribution, base value multiplied by 1.1

Rank	Name	Nation	Starting Number	Total Segment Score	Total Element Score	Total Program Component Score (factored)	Total Deductions
12	Roberta RODEGHIERO	ITA	2	48.45	23.27	25.18	0.00

#	Executed Elements	Info	Base Value	GOE	J1	J2	J3	J4	J5	J6	J7	J8	J9	Ref Scores of Panel
1	3T+3T<	<	7.35	-1.02	-2	-3	-1	-3	-2	-3	-2	-3	-2	6.33
2	3F<<	<<	1.80	-0.90	-5	-5	-5	-5	-5	-5	-5	-5	-5	0.90
3	LSp4		2.70	0.23	1	1	2	0	2	0	1	1	0	2.93
4	2A		3.63	X -0.05	0	-1	0	-1	0	0	0	0	0	3.58
5	CCoSp3		3.00	0.39	2	0	0	0	2	2	2	2	1	3.39
6	FSSp4		3.00	0.17	1	0	1	0	1	0	0	1	1	3.17
7	StSq2		2.60	0.37	3	0	2	1	1	1	1	2	2	2.97
<b>24.08</b>														
<b>Program Components</b>														
				<b>Factor</b>										
	Skating Skills			0.80	7.00	6.50	6.75	5.75	6.25	6.50	6.75	5.50	6.00	6.36
	Transitions			0.80	6.75	6.25	6.50	5.25	6.00	6.00	6.25	5.75	6.00	6.11
	Performance			0.80	7.25	6.50	6.50	5.50	6.00	6.00	6.25	5.75	6.00	6.14
	Composition			0.80	7.25	6.75	7.00	5.75	6.25	6.50	6.50	6.25	6.25	6.50
	Interpretation of the Music			0.80	7.25	6.25	6.75	6.00	6.50	6.50	6.25	5.75	6.25	6.36
Judges Total Program Components Score (factored)														
<b>25.18</b>														

<b>Deductions:</b>	<b>0.00</b>
--------------------	-------------

< Under-rotated jump << Downgraded jump X Credit highlight distribution, base value multiplied by 1.1

April 11 - April 14, 2019 Fukuoka, Japan

## SEGMENT RESULTS

### LADIES FREE SKATING RESULT

Rank	Name	Nation	Score	Team Point
1	Elizaveta TUKTAMYSHEVA	RUS	153.89	12
2	Bradie TENNELL	USA	150.83	11
3	Kaori SAKAMOTO	JPN	146.70	10
4	Sofia SAMODUROVA	RUS	138.84	9
5	Rika KIHIRA	JPN	138.37	8
6	Mariah BELL	USA	135.17	7
7	Marina PIREDDA	ITA	120.22	6
8	Mae Berenice MEITE	FRA	114.22	5
9	Laurine LECAVELIER	FRA	107.71	4
10	Gabrielle DALEMAN	CAN	107.48	3
11	Roberta RODEGHIERO	ITA	106.64	2
12	Alaine CHARTRAND	CAN	94.91	1



Laimute KRAUZIENE ISU  
Referee



Deborah NOYES ISU  
Technical Controller

# ISU World Team Trophy in Figure Skating 2019

## LADIES FREE SKATING

## JUDGES DETAILS PER SKATER

Rank	Name	Nation	Starting Number	Total Segment Score	Total Element Score	Total Program Component Score (factored)	Total Deductions
1	Elizaveta TUKTAMYSHEVA	RUS	11	153.89	82.15	71.74	0.00

#	Executed Elements	Info	Base Value	GOE	J1	J2	J3	J4	J5	J6	J7	J8	J9	Ref Scores of Panel	
1	3A		8.00	2.40	4	3	3	2	1	4	4	2	3	10.40	
2	3Lz+3T		10.10	1.69	3	3	3	3	1	3	3	2	4	11.79	
3	3F		5.30	1.67	3	3	3	3	1	4	4	3	3	6.97	
4	3S+2A+SEQ		6.08	1.29	3	4	2	2	2	3	4	3	4	7.37	
5	LSp4		2.70	0.81	3	3	3	3	2	3	3	3	3	3.51	
6	StSq4		3.90	1.11	3	3	2	2	1	4	4	3	3	5.01	
7	2A+3T		8.25	X 0.36	1	0	1	1	1	2	1	-1	1	8.61	
8	3Lz		6.49	X 1.69	3	3	2	3	2	3	3	3	3	8.18	
9	3Lo		5.39	X 1.68	3	4	3	3	2	4	4	3	4	7.07	
10	ChSq1		3.00	1.64	2	3	2	3	4	4	3	4	5	4.64	
11	FSSp4		3.00	0.90	2	3	3	3	3	4	3	3	3	3.90	
12	CCoSp4		3.50	1.20	1	3	3	4	4	4	4	3	3	4.70	
			<b>65.71</b>											<b>82.15</b>	
<b>Program Components</b>				<b>Factor</b>											
Skating Skills				1.60	9.50	8.75	8.25	8.75	8.50	9.25	9.25	8.75	9.00		8.89
Transitions				1.60	9.00	8.00	7.00	8.50	8.75	9.00	9.00	8.50	8.75		8.64
Performance				1.60	9.50	9.25	8.50	8.75	9.00	9.75	9.50	9.00	9.50		9.21
Composition				1.60	9.50	8.50	7.75	8.50	8.75	9.25	9.25	8.75	9.25		8.89
Interpretation of the Music				1.60	9.50	9.00	8.75	9.00	9.25	9.75	9.25	9.00	9.50		9.21
Judges Total Program Components Score (factored)														<b>71.74</b>	

### Deductions:

0.00

X Credit highlight distribution, base value multiplied by 1.1

Rank	Name	Nation	Starting Number	Total Segment Score	Total Element Score	Total Program Component Score (factored)	Total Deductions
2	Bradie TENNELL	USA	9	150.83	79.64	71.19	0.00

#	Executed Elements	Info	Base Value	GOE	J1	J2	J3	J4	J5	J6	J7	J8	J9	Ref Scores of Panel	
1	2A		3.30	0.99	3	4	4	2	2	3	3	3	3	4.29	
2	3Lz+3T		10.10	1.35	2	3	4	2	3	2	2	2	2	11.45	
3	3F		5.30	1.51	3	4	4	3	3	2	2	3	2	6.81	
4	2A		3.30	1.04	3	3	4	3	2	4	4	2	3	4.34	
5	LSp4		2.70	0.93	3	3	4	3	3	4	4	4	3	3.63	
6	StSq4		3.90	1.39	2	3	5	4	5	4	4	3	2	5.29	
7	3Lz+3T		11.11	X 1.77	3	4	4	3	4	1	2	2	3	12.88	
8	3Lo+2T+2Lo		8.69	X 1.33	3	2	3	4	3	3	3	2	2	10.02	
9	3S		4.73	X 1.29	3	3	4	3	3	3	3	2	3	6.02	
10	ChSq1		3.00	1.86	1	4	4	3	4	4	4	3	4	4.86	
11	FCCoSp4		3.50	1.40	2	3	5	4	4	4	4	5	4	4.90	
12	CCoSp4		3.50	1.65	3	5	5	5	5	4	4	5	5	5.15	
			<b>63.13</b>											<b>79.64</b>	
<b>Program Components</b>				<b>Factor</b>											
Skating Skills				1.60	9.00	8.50	9.00	9.50	9.00	8.75	8.75	8.75	8.50		8.82
Transitions				1.60	8.50	8.25	8.75	9.00	9.50	8.50	8.75	8.50	8.50		8.64
Performance				1.60	8.75	9.00	9.50	9.25	9.50	8.75	9.00	8.75	8.75		9.00
Composition				1.60	9.00	9.25	9.50	9.25	9.25	8.75	9.00	8.50	8.50		9.00
Interpretation of the Music				1.60	8.75	9.00	9.25	9.50	9.50	9.00	9.00	8.75	8.75		9.04
Judges Total Program Components Score (factored)														<b>71.19</b>	

### Deductions:

0.00

X Credit highlight distribution, base value multiplied by 1.1

# ISU World Team Trophy in Figure Skating 2019

## LADIES FREE SKATING

## JUDGES DETAILS PER SKATER

Rank	Name	Nation	Starting Number	Total Segment Score	Total Element Score	Total Program Component Score (factored)	Total Deductions
3	Kaori SAKAMOTO	JPN	10	146.70	74.80	71.90	0.00

#	Executed Elements	Info	Base Value	GOE	J1	J2	J3	J4	J5	J6	J7	J8	J9	Ref Scores of Panel
1	3F		5.30	0.61	2	-1	2	1	0	1	2	1	1	5.91
2	2A+3T		7.50	1.26	3	3	5	3	2	3	3	3	3	8.76
3	3Lz!	!	5.90	-1.18	0	-2	-2	0	-3	-3	-3	-2	-2	4.72
4	FSSp4		3.00	0.69	2	3	2	2	2	2	3	3	2	3.69
5	StSq3		3.30	1.08	2	3	3	3	4	3	4	3	4	4.38
6	3S		4.30	1.60	3	4	5	4	3	4	4	4	3	5.90
7	2A+3T+2T		9.68 X	1.44	3	3	4	4	4	3	3	3	4	11.12
8	3F+2T		7.26 X	1.21	2	1	3	2	2	3	3	2	2	8.47
9	CCoSp4		3.50	1.15	3	3	4	3	4	3	3	4	3	4.65
10	ChSq1		3.00	1.86	3	4	3	4	3	4	4	4	5	4.86
11	3Lo		5.39 X	2.10	4	4	5	5	3	4	5	4	4	7.49
12	FCCoSp4		3.50	1.35	3	4	4	4	3	4	4	4	4	4.85
			<b>61.63</b>											<b>74.80</b>
<b>Program Components</b>				<b>Factor</b>										
Skating Skills				1.60	9.50	8.50	9.25	9.25	9.25	9.25	9.25	9.00	9.00	9.18
Transitions				1.60	9.25	7.75	8.75	9.00	8.75	8.50	8.75	8.75	8.75	8.75
Performance				1.60	9.50	8.75	9.00	8.75	9.00	9.00	9.25	9.00	9.25	9.04
Composition				1.60	9.50	8.50	9.00	9.00	9.00	8.75	9.00	9.00	8.75	8.93
Interpretation of the Music				1.60	9.50	8.75	8.75	8.75	9.25	9.00	9.00	9.25	9.25	9.04
Judges Total Program Components Score (factored)														<b>71.90</b>

### Deductions:

0.00

X Credit highlight distribution, base value multiplied by 1.1 ! Not clear edge

Rank	Name	Nation	Starting Number	Total Segment Score	Total Element Score	Total Program Component Score (factored)	Total Deductions
4	Sofia SAMODUROVA	RUS	7	138.84	73.86	64.98	0.00

#	Executed Elements	Info	Base Value	GOE	J1	J2	J3	J4	J5	J6	J7	J8	J9	Ref Scores of Panel
1	3F+3T		9.50	1.51	3	3	3	3	2	3	3	2	3	11.01
2	3Lz		5.90	1.52	3	3	3	3	1	2	2	2	3	7.42
3	3Lo		4.90	1.26	2	3	3	3	0	3	3	1	3	6.16
4	StSq4		3.90	0.89	2	2	2	4	1	4	3	1	2	4.79
5	FSSp4		3.00	0.81	3	3	3	2	2	3	3	2	3	3.81
6	3S		4.30	1.17	2	4	3	3	2	3	3	1	3	5.47
7	2A+3T		8.25 X	1.32	3	3	4	4	2	3	3	2	4	9.57
8	3F		5.83 X	1.51	2	2	3	4	3	3	3	2	4	7.34
9	2A+2T+2T		6.49 X	0.71	2	2	3	3	1	2	2	1	3	7.20
10	ChSq1		3.00	0.93	1	2	2	2	2	2	2	1	3	3.93
11	LSp3		2.40	0.41	2	1	2	3	1	1	2	0	3	2.81
12	CCoSp4		3.50	0.85	2	3	3	4	2	2	2	1	3	4.35
			<b>60.97</b>											<b>73.86</b>
<b>Program Components</b>				<b>Factor</b>										
Skating Skills				1.60	8.50	8.00	8.25	9.00	7.75	8.25	8.25	8.50	8.50	8.32
Transitions				1.60	7.75	7.25	7.75	8.50	7.50	7.50	7.25	8.00	8.00	7.68
Performance				1.60	8.50	8.50	8.50	9.00	7.25	8.25	8.00	8.00	8.75	8.36
Composition				1.60	8.50	8.00	8.00	8.50	7.75	8.00	8.00	8.25	8.25	8.14
Interpretation of the Music				1.60	8.75	7.75	8.00	8.75	7.50	8.00	8.00	7.75	8.50	8.11
Judges Total Program Components Score (factored)														<b>64.98</b>

### Deductions:

0.00

X Credit highlight distribution, base value multiplied by 1.1

# ISU World Team Trophy in Figure Skating 2019

## LADIES FREE SKATING

## JUDGES DETAILS PER SKATER

Rank	Name	Nation	Starting Number	Total Segment Score	Total Element Score	Total Program Component Score (factored)	Total Deductions
5	Rika KIHIRA	JPN	12	138.37	70.67	69.70	2.00

#	Executed Elements	Info	Base Value	GOE	J1	J2	J3	J4	J5	J6	J7	J8	J9	Ref Scores of Panel	
1	3A<	<	6.00	-3.00	-5	-5	-5	-5	-5	-5	-5	-5	-5	3.00	
2	2A+3T		7.50	1.32	3	3	4	2	2	4	5	3	3	8.82	
3	3Lo		4.90	1.47	3	2	3	3	2	4	4	4	2	6.37	
4	CCoSp4		3.50	1.25	3	3	4	3	3	4	4	5	4	4.75	
5	StSq4		3.90	1.34	2	3	4	3	3	4	5	3	4	5.24	
6	3Lz+3T<	<	9.05	-2.95	-3	-5	-5	-5	-5	-5	-5	-5	-5	6.10	
7	3F		5.83 X	1.14	2	2	2	2	2	3	3	2	2	6.97	
8	LSp4		2.70	0.85	2	3	3	3	2	4	4	4	3	3.55	
9	3Lz+2T+2Lo	X	9.79 X	1.69	3	2	3	3	1	3	3	3	3	11.48	
10	FSSp4		3.00	0.69	2	2	2	2	1	3	3	3	2	3.69	
11	ChSq1		3.00	1.50	3	3	3	3	3	3	3	3	3	4.50	
12	3S		4.73 X	1.47	2	3	4	3	3	4	4	4	3	6.20	
			<b>63.90</b>											<b>70.67</b>	
<b>Program Components</b>				<b>Factor</b>											
Skating Skills				1.60	9.00	8.50	9.00	8.75	9.00	9.25	9.25	8.50	8.75		8.89
Transitions				1.60	8.75	7.75	8.75	8.50	8.75	9.25	9.00	8.75	8.50		8.71
Performance				1.60	8.75	8.25	8.50	8.00	8.50	9.00	8.25	8.50	8.50		8.46
Composition				1.60	9.00	8.25	9.00	8.50	9.00	9.25	8.75	8.75	8.75		8.82
Interpretation of the Music				1.60	8.75	8.00	8.50	8.50	8.75	9.00	8.75	9.00	8.50		8.68
Judges Total Program Components Score (factored)														<b>69.70</b>	

**Deductions:** Falls: -2.00 (2) **-2.00**

< Under-rotated jump X Credit highlight distribution, base value multiplied by 1.1

Rank	Name	Nation	Starting Number	Total Segment Score	Total Element Score	Total Program Component Score (factored)	Total Deductions
6	Mariah BELL	USA	8	135.17	68.80	67.37	1.00

#	Executed Elements	Info	Base Value	GOE	J1	J2	J3	J4	J5	J6	J7	J8	J9	Ref Scores of Panel	
1	2A+3T		7.50	1.32	3	4	4	3	3	3	3	3	3	8.82	
2	3Lo<	<	3.68	-1.84	-5	-5	-5	-5	-5	-5	-5	-5	-5	1.84	
3	CCoSp4		3.50	1.25	1	3	4	3	4	3	4	4	4	4.75	
4	3F+2T		6.60	1.06	2	2	2	2	2	2	2	1	2	7.66	
5	FCCoSp4		3.50	1.05	2	3	3	2	4	4	4	2	3	4.55	
6	StSq4		3.90	1.28	2	3	4	3	5	4	4	2	3	5.18	
7	2A		3.30	0.66	2	2	2	1	3	2	2	2	2	3.96	
8	3Lz!+2T+2Lo	!	9.79 X	-0.17	0	0	0	0	0	-1	0	-2	-1	9.62	
9	3F		5.83 X	0.68	1	1	1	2	1	1	1	3	2	6.51	
10	3Lz!	!	6.49 X	0.42	1	2	1	1	2	1	-1	-1	0	6.91	
11	ChSq1		3.00	2.14	3	5	4	4	5	4	5	4	4	5.14	
12	LSp4		2.70	1.16	2	4	5	4	4	4	5	5	4	3.86	
			<b>59.79</b>											<b>68.80</b>	
<b>Program Components</b>				<b>Factor</b>											
Skating Skills				1.60	8.25	8.00	8.25	8.50	9.00	8.50	8.75	8.25	8.50		8.43
Transitions				1.60	8.00	7.75	8.00	8.25	8.75	8.00	8.50	8.00	8.00		8.11
Performance				1.60	8.50	7.75	8.50	8.50	8.50	8.50	8.50	8.25	8.50		8.46
Composition				1.60	8.75	8.25	8.50	8.50	8.75	8.50	8.50	8.25	8.25		8.46
Interpretation of the Music				1.60	8.50	8.50	8.75	8.75	9.00	8.75	8.75	8.50	8.50		8.64
Judges Total Program Components Score (factored)														<b>67.37</b>	

**Deductions:** Falls: -1.00 (1) **-1.00**

< Under-rotated jump X Credit highlight distribution, base value multiplied by 1.1 ! Not clear edge

# ISU World Team Trophy in Figure Skating 2019

## LADIES FREE SKATING

## JUDGES DETAILS PER SKATER

Rank	Name	Nation	Starting Number	Total Segment Score	Total Element Score	Total Program Component Score (factored)	Total Deductions
7	Marina PIREDDA	ITA	4	120.22	64.85	55.37	0.00

#	Executed Elements	Info	Base Value	GOE	J1	J2	J3	J4	J5	J6	J7	J8	J9	Ref Scores of Panel
1	2A+1Eu+3S		8.10	0.98	2	3	3	2	2	2	3	1	2	9.08
2	1Lz		0.60	0.00	0	0	0	0	0	0	0	0	0	0.60
3	3F		5.30	0.45	1	1	1	0	2	1	2	0	0	5.75
4	3S		4.30	0.55	2	1	3	0	0	2	2	1	1	4.85
5	LSp4		2.70	0.62	0	3	3	1	2	3	3	2	2	3.32
6	3Lz+2T		7.20	1.18	2	2	2	2	2	2	2	1	2	8.38
7	ChSq1		3.00	0.71	1	0	1	1	2	2	2	1	2	3.71
8	2A+3T		8.25	X 1.02	3	3	2	1	3	3	3	1	2	9.27
9	3Lz		6.49	X 1.18	2	2	1	2	2	3	3	1	2	7.67
10	FCCoSp4		3.50	1.00	3	3	3	2	3	4	4	2	2	4.50
11	StSq2		2.60	0.67	3	2	3	2	3	3	3	2	2	3.27
12	CCoSp4		3.50	0.95	3	3	4	2	2	3	4	2	2	4.45
			<b>55.54</b>											<b>64.85</b>
<b>Program Components</b>				<b>Factor</b>										
Skating Skills				1.60	7.00	6.75	7.00	7.25	6.25	6.75	7.00	7.00	6.75	6.89
Transitions				1.60	7.00	6.25	7.00	6.50	6.50	6.50	6.75	6.50	6.75	6.64
Performance				1.60	7.25	7.25	7.50	6.75	6.75	7.25	7.25	6.75	7.25	7.11
Composition				1.60	7.25	6.75	7.00	6.50	6.75	7.00	7.50	6.75	7.00	6.93
Interpretation of the Music				1.60	7.50	6.50	7.00	6.75	7.00	7.25	7.50	6.75	7.00	7.04
Judges Total Program Components Score (factored)														<b>55.37</b>

**Deductions:**

**0.00**

X Credit highlight distribution, base value multiplied by 1.1

Rank	Name	Nation	Starting Number	Total Segment Score	Total Element Score	Total Program Component Score (factored)	Total Deductions
8	Mae Berenice MEITE	FRA	3	114.22	59.72	55.50	1.00

#	Executed Elements	Info	Base Value	GOE	J1	J2	J3	J4	J5	J6	J7	J8	J9	Ref Scores of Panel
1	3Lo		4.90	-0.56	-1	-1	-2	-2	-1	-1	-1	-1	-1	4.34
2	3Lz+3T		10.10	0.34	1	1	0	0	-1	1	0	1	1	10.44
3	3F		5.30	0.68	2	1	0	1	1	2	2	1	1	5.98
4	2A+3T		7.50	0.54	2	1	1	1	2	2	1	1	1	8.04
5	FCCoSp4		3.50	0.60	2	2	1	2	1	2	2	2	1	4.10
6	StSq3		3.30	0.47	2	1	2	1	3	1	2	1	1	3.77
7	2A		3.63	X 0.57	1	2	1	1	2	3	2	2	2	4.20
8	ChSq1		3.00	0.86	2	3	1	1	2	3	1	1	2	3.86
9	3Lz<		< 4.87	X -2.22	-5	-5	-5	-5	-5	-5	-5	-5	-5	2.65
10	3S		4.73	X 0.61	2	2	1	1	2	2	1	1	1	5.34
11	FCSp4		3.20	0.64	1	3	3	2	2	3	1	2	1	3.84
12	LSp4		2.70	0.46	2	1	2	2	2	2	2	1	1	3.16
			<b>56.73</b>											<b>59.72</b>
<b>Program Components</b>				<b>Factor</b>										
Skating Skills				1.60	7.00	7.25	7.25	7.25	6.00	7.25	6.75	7.00	7.25	7.11
Transitions				1.60	6.50	6.50	6.75	6.25	6.25	6.75	6.75	6.75	6.75	6.61
Performance				1.60	7.00	7.00	7.25	6.75	6.25	7.00	7.00	7.00	7.00	6.96
Composition				1.60	6.75	7.00	7.25	6.50	6.50	7.25	6.75	7.25	7.25	6.96
Interpretation of the Music				1.60	7.00	7.00	7.25	7.00	6.50	7.25	7.00	7.00	7.00	7.04
Judges Total Program Components Score (factored)														<b>55.50</b>

**Deductions:**

Falls: -1.00 (1)

**-1.00**

< Under-rotated jump X Credit highlight distribution, base value multiplied by 1.1

# ISU World Team Trophy in Figure Skating 2019

## LADIES FREE SKATING

## JUDGES DETAILS PER SKATER

Rank	Name	Nation	Starting Number	Total Segment Score	Total Element Score	Total Program Component Score (factored)	Total Deductions
9	Laurine LECAVELIER	FRA	5	107.71	52.30	56.41	1.00

#	Executed Elements	Info	Base Value	GOE	J1	J2	J3	J4	J5	J6	J7	J8	J9	Ref Scores of Panel
1	3Lz+3T<<	<<	7.20	-2.19	-3	-5	-4	-4	-5	-2	-3	-4	-3	5.01
2	2A+3T<	<	6.45	-0.61	-1	-2	-1	-2	-2	-2	-2	-2	-2	5.84
3	3F		5.30	-2.65	-4	-5	-5	-5	-5	-5	-5	-5	-5	2.65
4	CCoSp3		3.00	0.64	2	3	2	2	3	2	2	1	2	3.64
5	StSq4		3.90	0.89	3	2	2	2	2	3	2	1	3	4.79
6	FCSp4		3.20	0.73	2	3	1	2	3	3	3	1	2	3.93
7	3S		4.30	-0.37	1	-1	-1	-2	0	-1	-1	-1	-1	3.93
8	2A+1Eu+2S	X	5.61	0.24	2	1	-1	1	0	1	1	0	1	5.85
9	3Lz	X	6.49	-1.94	-2	-4	-4	-3	-4	-2	-3	-4	-3	4.55
10	ChSq1		3.00	1.00	2	2	2	2	2	2	2	1	2	4.00
11	3Lo	X	5.39	-0.56	1	-2	-1	-3	-2	0	-1	-1	-1	4.83
12	LSp4		2.70	0.58	2	2	3	2	2	3	2	2	2	3.28
			<b>56.54</b>											<b>52.30</b>
<b>Program Components</b>				<b>Factor</b>										
Skating Skills				1.60	7.25	7.25	7.25	7.00	6.25	7.75	7.25	6.50	7.50	7.14
Transitions				1.60	7.00	6.25	7.00	6.75	6.50	7.50	7.25	6.75	7.25	6.93
Performance				1.60	7.50	6.75	6.75	6.50	5.75	7.25	7.00	6.50	7.25	6.86
Composition				1.60	7.50	7.00	7.25	7.00	6.50	7.50	7.25	7.00	7.50	7.21
Interpretation of the Music				1.60	7.50	6.75	7.25	7.25	6.50	7.50	7.00	6.75	7.25	7.11
Judges Total Program Components Score (factored)														<b>56.41</b>

**Deductions:** Falls: -1.00 (1) **-1.00**

< Under-rotated jump << Downgraded jump X Credit highlight distribution, base value multiplied by 1.1

Rank	Name	Nation	Starting Number	Total Segment Score	Total Element Score	Total Program Component Score (factored)	Total Deductions
10	Gabrielle DALEMAN	CAN	6	107.48	49.47	60.01	2.00

#	Executed Elements	Info	Base Value	GOE	J1	J2	J3	J4	J5	J6	J7	J8	J9	Ref Scores of Panel
1	3Lz		5.90	-1.69	-2	-3	-3	-4	-3	-3	-3	-2	-3	4.21
2	3F		5.30	1.29	2	3	3	2	3	2	2	3	2	6.59
3	3Lo		4.90	1.19	2	3	3	1	2	3	3	2	2	6.09
4	2A		3.30	0.42	2	0	2	1	0	2	2	1	1	3.72
5	FCSp4		3.20	0.82	1	3	3	1	3	3	3	3	2	4.02
6	StSq3		3.30	0.99	3	3	3	3	3	3	3	2	3	4.29
7	2A+2T<<	<<	4.07	-1.65	-4	-5	-5	-5	-5	-5	-5	-5	-5	2.42
8	3Lz+REP	X	4.54	-2.95	-4	-5	-5	-5	-5	-5	-5	-5	-5	1.59
9	3S<+1T+2T<	<	5.07	-1.48	-1	-5	-4	-4	-5	-5	-5	-4	-5	3.59
10	FCCoSp3		3.00	0.56	2	2	1	2	1	3	3	2	1	3.56
11	ChSq1		3.00	1.79	4	4	4	3	3	4	3	4	3	4.79
12	CCoSp4		3.50	1.10	3	3	4	4	3	3	3	3	2	4.60
			<b>49.08</b>											<b>49.47</b>
<b>Program Components</b>				<b>Factor</b>										
Skating Skills				1.60	8.00	8.50	8.25	7.25	7.25	7.75	7.50	8.25	8.00	7.86
Transitions				1.60	7.50	7.25	7.75	7.00	7.00	7.00	7.50	8.00	7.25	7.32
Performance				1.60	8.00	7.50	6.75	6.50	6.25	7.50	6.75	7.25	7.00	7.04
Composition				1.60	8.00	8.00	8.25	6.75	7.25	7.50	7.50	8.25	7.75	7.75
Interpretation of the Music				1.60	8.00	7.50	7.50	7.25	7.25	7.75	7.50	7.75	7.50	7.54
Judges Total Program Components Score (factored)														<b>60.01</b>

**Deductions:** Falls: -2.00 (2) **-2.00**

< Under-rotated jump << Downgraded jump X Credit highlight distribution, base value multiplied by 1.1 REP Jump repetition

# ISU World Team Trophy in Figure Skating 2019

## LADIES FREE SKATING

## JUDGES DETAILS PER SKATER

Rank	Name	Nation	Starting Number	Total Segment Score	Total Element Score	Total Program Component Score (factored)	Total Deductions
11	Roberta RODEGHIERO	ITA	1	106.64	54.99	51.65	0.00

#	Executed Elements	Info	Base Value	GOE	J1	J2	J3	J4	J5	J6	J7	J8	J9	Ref Scores of Panel
1	3Lz!	!	5.90	-1.10	-1	-1	-3	-1	-2	-2	-2	-3	-2	4.80
2	3F+2T		6.60	0.91	2	2	1	0	2	2	2	1	2	7.51
3	3F		5.30	0.23	2	1	0	0	0	1	1	0	0	5.53
4	2A		3.30	0.38	2	1	0	0	1	2	2	1	1	3.68
5	ChSq1		3.00	0.71	1	1	3	1	2	2	2	1	1	3.71
6	LSp4		2.70	0.19	0	0	1	1	-1	1	3	1	1	2.89
7	StSq2		2.60	0.52	2	2	3	1	2	2	3	1	2	3.12
8	3T+2A+SEQ		6.60	X -0.48	-1	-1	-1	-2	0	0	-2	-2	-1	6.12
9	3S		4.73	X -0.12	1	-1	0	0	-1	0	0	-1	0	4.61
10	3T+2T		6.05	X 0.18	2	0	0	1	1	0	1	0	0	6.23
11	FCCoSp4		3.50	0.65	1	3	1	2	2	3	3	1	1	4.15
12	CCoSp3V		2.25	0.39	1	2	1	2	2	3	2	2	1	2.64
			<b>52.53</b>											<b>54.99</b>
<b>Program Components</b>				<b>Factor</b>										
Skating Skills				1.60	6.75	7.00	6.75	6.50	6.25	6.25	6.50	6.50	6.50	6.54
Transitions				1.60	6.50	6.25	6.50	6.00	6.00	5.75	6.50	6.00	6.25	6.21
Performance				1.60	6.75	7.25	6.75	6.50	6.00	6.00	6.50	6.25	6.50	6.46
Composition				1.60	7.00	7.00	7.00	6.25	6.25	6.00	6.75	6.50	6.25	6.57
Interpretation of the Music				1.60	7.00	6.75	7.25	6.50	6.00	6.25	6.25	6.25	6.50	6.50
Judges Total Program Components Score (factored)														<b>51.65</b>

**Deductions:**

**0.00**

X Credit highlight distribution, base value multiplied by 1.1 ! Not clear edge

Rank	Name	Nation	Starting Number	Total Segment Score	Total Element Score	Total Program Component Score (factored)	Total Deductions
12	Alaine CHARTRAND	CAN	2	94.91	43.99	52.92	2.00

#	Executed Elements	Info	Base Value	GOE	J1	J2	J3	J4	J5	J6	J7	J8	J9	Ref Scores of Panel
1	3Lz+2T<<	<<	6.30	-2.61	-2	-5	-5	-3	-5	-4	-4	-5	-5	3.69
2	2A+3T<	<	6.45	-1.04	-3	-3	-4	-2	-5	-3	-4	-3	-2	5.41
3	2A		3.30	0.47	2	2	1	1	2	2	0	1	1	3.77
4	FCCoSp4		3.50	0.95	1	3	3	2	3	3	3	3	2	4.45
5	StSq3		3.30	0.90	2	3	3	2	3	3	3	3	2	4.20
6	3Lo<	<	3.68	-1.84	-5	-5	-5	-5	-5	-5	-5	-5	-5	1.84
7	3S<+2T+2Lo	<	6.85	X -0.51	-1	-2	-1	-1	0	-2	-2	-2	-2	6.34
8	2Lz		2.31	X -1.05	-5	-5	-5	-5	-5	-5	-5	-5	-5	1.26
9	2S		1.43	X -0.30	-1	-2	-3	-3	-4	-2	-2	-2	-2	1.13
10	ChSq1		3.00	1.36	1	3	3	3	2	3	3	3	2	4.36
11	FCSSp3		2.60	0.74	1	3	3	3	2	3	3	3	3	3.34
12	CCoSp4		3.50	0.70	2	2	2	3	2	2	2	2	2	4.20
			<b>46.22</b>											<b>43.99</b>
<b>Program Components</b>				<b>Factor</b>										
Skating Skills				1.60	6.25	7.00	6.50	7.00	6.25	6.75	6.50	6.75	6.75	6.64
Transitions				1.60	6.25	6.25	6.50	6.50	6.25	6.50	6.50	6.75	6.50	6.43
Performance				1.60	6.50	6.50	6.50	6.75	5.50	6.25	6.50	6.50	6.25	6.43
Composition				1.60	6.75	7.00	7.00	7.00	6.50	6.50	7.00	7.25	6.75	6.86
Interpretation of the Music				1.60	6.50	6.50	7.25	7.00	6.25	6.75	6.75	7.00	6.50	6.71
Judges Total Program Components Score (factored)														<b>52.92</b>

**Deductions:**

Falls: -2.00 (2)

**-2.00**

< Under-rotated jump << Downgraded jump X Credit highlight distribution, base value multiplied by 1.1



April 11 - April 14, 2019 Fukuoka, Japan

April 13, 2019

## Farewell

This is to extend my heartfelt gratitude to the skaters who performed their very best, the judges, officials as well as all those who supported this 6<sup>th</sup> edition of the

### ISU World Team Trophy in Figure Skating 2019.

With this event we have concluded another exciting Figure Skating season and my special thanks goes to the 6 participating teams and their strong commitment and team spirit shown during this past week.

I truly hope you enjoyed your stay in Japan and I'm looking already now forward to welcome you again soon.

Sincerely,



Seiko Hashimoto  
President  
Japan Skating Federation