



PROTOCOL

GRENOBLE ALPES MÉTROPOLE

INTERNATIONAUX

FÉDÉRATION FRANÇAISE DES SPORTS DE GLACE

DE FRANCE

19 > 21 NOVEMBRE 2021

PATINOIRE POLESUD





Protocol

of the

ISU Grand Prix of Figure Skating® 2021 / 2022

Internationaux de France de Patinage 2021

organized by

Fédération Française des Sports de Glace

with the authorization of the

International Skating Union

held in

Grenoble, FRA

November 18 to 21, 2021

The events of the

ISU Grand Prix of Figure Skating® Internationaux de France de Patinage 2021
took place at the

“Patinoire PoleSud”

an artificial and heated indoor ice surface.

Official Partners:



International Skating Union (ISU)

Council

President: Jan Dijkema Netherlands

1st Vice President

Figure Skating: Alexander Lakernik Russia

2nd Vice President

Speed Skating: Tron Espeli Norway

Members

Figure Skating: Patricia St. Peter U.S.A.
Tatsuro Matsumura Japan
Maria Teresa Samaranch Spain
Marie Lundmark Finland
Benoit Lavoie Canada

Speed Skating: Stoytcho G. Stoytchev Bulgaria
Sergio Anesi Italy
Jae Youl Kim Republic of Korea
Roland Etienne Maillard Switzerland
Suwanna Silpa-Archa Thailand

Director General: Fredi Schmid Switzerland
Treasurer: Ulrich Linder Switzerland
Legal Advisors: Michael Geistlinger Austria
Béatrice Pfister Switzerland

Figure Skating Technical Sports Director: Charles Z. Cyr U.S.A.
Speed Skating Technical Sports Director: Hugo Herrnhof Italy

Technical Committees

Single & Pair Skating

Chairperson: Fabio Bianchetti Italy
Members: Yukiko Okabe Japan
Rita Zonnekeyn Belgium
Leena Laaksonen Finland
Susan Lynch Australia
Appointed Skater: Fedor Klimov Russia
Appointed Coach: Patrick Meier Switzerland


Ice Dance

Chairperson: Halina Gordon-Poltorak Poland
Members: Shawn Rettstatt U.S.A.
Hilary Selby Great Britain
György Elek Hungary
Appointed Skater: Alper Ucar Turkey
Appointed Coach: Maurizio Margaglio Italy

Synchronized Skating

Chairperson: Philippe Maitrot France
Members: Petra Tyrbo Sweden
Lois Long U.S.A.
Uliana Chirkova Russia
Appointed Skater: Roberta Giuliani Italy
Appointed Coach: Cathy Dalton Canada


Official Partners:



Time Schedule

Thursday, November 18, 2021	11:00	Team Leaders Meeting
	12:00	Medical Meeting
	16:45	Referees and Technical Controllers Meeting
	17:45	Judges Meeting
Friday, November 19, 2021	13:00	WOMEN – Short Program
	15:00	ICE DANCE – Rhythm Dance
	16:45	MEN – Short Program
	18:45	PAIRS – Short Program
Saturday, November 20, 2021	13:00	WOMEN – Free Skating
	15:10	ICE DANCE – Free Dance
	17:00	MEN – Free Skating
	19:10	PAIRS – Free Skating
		Victory Ceremonies ALL
Sunday, November 21, 2021	14:30	Exhibition Gala

Official Partners:



**ISU Event Officials****ISU Representative**

Ms. Patricia ST. PETER

ISU Event Manager

Mr. Wieland LÜDERS

Regional Assistant Event Manager

Mr. Margus HERNITS

MEN

Referee

Mr. Philippe MERIGUET

Technical Controller

Ms. Emilie BILLOW

Technical Specialist

Mr. Kelly CRUICKSHANK

Assistant Technical Specialist

Ms. Ivana JAKUPCEVIC MARINKOVIC

Data Operator

Mr. Dzianis SAROKIN

Replay Operator

Mr. Michael WALDVOGEL

WOMEN

Referee

Mr. Philippe MERIGUET

Technical Controller

Ms. Emilie BILLOW

Technical Specialist

Ms. Ivana JAKUPCEVIC MARINKOVIC

Assistant Technical Specialist

Mr. Kelly CRUICKSHANK

Data Operator

Mr. Michael WALDVOGEL

Replay Operator

Mr. Dzianis SAROKIN

PAIRS

Referee

Mr. Massimo ORLANDINI

Technical Controller

Ms. Karen ARCHER

Technical Specialist

Ms. Larisa FEDOSEEVA

Assistant Technical Specialist

Mr. David KIRBY

Data Operator

Mr. Dzianis SAROKIN

Replay Operator

Mr. Michael WALDVOGEL

ICE DANCE

Referee

Mr. Shawn RETTSTATT

Technical Controller

Ms. Christine HURTH

Technical Specialist

Mr. Andrzej DOSTATNI

Assistant Technical Specialist

Ms. Candice TOWLER-GREEN

Data Operator

Mr. Michael WALDVOGEL

Replay Operator

Mr. Dzianis SAROKIN

Official Partners:





Participating ISU Members and Entries

Member		Men	Women	Pairs	Ice Dance	Total
Azerbaijan	AZE	0	1	0	0	1
Canada	CAN	1	0	1	1	5
Finland	FIN	0	0	0	1	2
France	FRA	3	1	2	3	14
Germany	GER	0	0	0	1	2
Hungary	HUN	0	0	1	0	2
Italy	ITA	1	0	1	0	3
Japan	JPN	2	2	0	0	4
Republic of Korea	KOR	0	2	0	0	2
Latvia	LAT	1	0	0	0	1
Lithuania	LTU	0	0	0	1	2
Russia	RUS	3	3	2	2	14
United States of America	USA	1	3	1	1	8
		12	12	8	10	60
Nations		7	6	6	7	13

16/11/2021 18:18:43 UTC

Official Partners:



Organising Committee List

Nathalie PECHALAT	-	President
Dominique RABBE	-	Treasurer
Gérard BALTHAZARD	-	Board Member in charge of events
Charles GUEYDAN	-	Technical Manager
Marine CHAUMET	-	Event Manager
Chloé MORARD	-	Event Manager Assistant
Julien GIOVANELLA	-	Communication Manager
Karine GAMARD	-	Administrative Assistant
Benjamin AGNEL	-	Ice Rink Manager
Catherine FAURE	-	Volunteers Manager
Alexandre HAI	-	Volunteers Manager

Official Partners:



TOKIO
INKARAMI

PATINAGE
MAGAZINE

promo ★ GLACE

RMC
INFO TALK SPORT





WOMEN

Patinoire PoleSud	19.11.2021	13:00	Short Program
	20.11.2021	13:00	Free Skating

Size of Skating Arena:	30m*60m
Ice Conditions:	very good
Number of Entries:	12
Number of Participants:	12

Entry Withdrawn:

Short Program		
Duration:	2:40 +/- 10 seconds	
Segment Factor:	1.00	
Program Component Factors:	Skating Skills	0.80
	Transitions	0.80
	Performance	0.80
	Composition	0.80
	Interpretation of the Music	0.80

Free Skating		
Duration:	4:00 +/- 10 seconds	
Segment Factor:	1.00	
Program Component Factors:	Skating Skills	1.60
	Transitions	1.60
	Performance	1.60
	Composition	1.60
	Interpretation of the Music	1.60

Official Partners:





RESULTS

WOMEN

Pl.	Name	Nation	Total Score	SP	FS
1	Anna SHCHERBAKOVA	RUS	229.69	1	1
2	Alena KOSTORNAIA	RUS	221.85	2	2
3	Wakaba HIGUCHI	JPN	204.91	6	3
4	Kseniia SINITSYNA	RUS	198.76	3	6
5	Karen CHEN	USA	194.00	5	5
6	Mariah BELL	USA	190.79	10	4
7	Ekaterina RYABOVA	AZE	186.65	7	8
8	Yeonjeong PARK	KOR	186.11	4	9
9	Yuhana YOKOI	JPN	176.93	11	7
10	Haein LEE	KOR	171.32	8	10
11	Lea SERNA	FRA	170.33	9	11
Withdrawn					
	Starr ANDREWS	USA		WD	

Mr. Philippe MERIGUET, ISU
Referee

Ms. Emilie BILLOW, ISU
Technical Controller

printed: 20.11.2021 14:51

Legend:	
FS	Free Skating
SP	Short Program
WD	Withdrawn

Official Partners:





PANEL OF JUDGES WOMEN

Officials

Technical Controller	Ms. Emilie BILLOW	ISU
Technical Specialist	Ms. Ivana JAKUPCEVIC MARINKOVIC	ISU
Assistant Technical Specialist	Mr. Kelly CRUICKSHANK	ISU

Judges

Referee	Mr. Philippe MERIGUET	ISU
Judge No. 1	Ms. Linda LEAVER	USA
Judge No. 2	Ms. So Young AN	KOR
Judge No. 3	Mr. Daniel DELFA	ESP
Judge No. 4	Ms. Yuko OGAWA	JPN
Judge No. 5	Ms. Laimute KRAUZIENE	LTU
Judge No. 6	Ms. Nicole LEBLANC-RICHARD	CAN
Judge No. 7	Mr. Yury KLIUSHNIKOV	AZE
Judge No. 8	Ms. Elena FOMINA	RUS
Judge No. 9	Ms. Elisabeth LOUESDON	FRA

Data/Replay Operator

Data Operator	Mr. Michael WALDVOGEL	ISU
Replay Operator	Mr. Dzianis SAROKIN	ISU

Official Partners:





RESULTS

WOMEN SHORT PROGRAM

Pl.	Name	Nation	Total Segment Score
1	Anna SHCHERBAKOVA	RUS	77.94
2	Alena KOSTORNAIA	RUS	76.44
3	Kseniia SINITSYNA	RUS	69.89
4	Yeonjeong PARK	KOR	67.00
5	Karen CHEN	USA	64.67
6	Wakaba HIGUCHI	JPN	63.87
7	Ekaterina RYABOVA	AZE	63.34
8	Haein LEE	KOR	63.18
9	Lea SERNA	FRA	62.75
10	Mariah BELL	USA	60.81
11	Yuhana YOKOI	JPN	52.32
	Starr ANDREWS	USA	WD

Mr. Philippe MERIGUET, ISU
Referee

Ms. Emilie BILLOW, ISU
Technical Controller

Legend:
WD Withdrawn

printed: 19.11.2021 14:34

Page 1 / 1

Official Partners:



JUDGES DETAILS PER SKATER
WOMEN SHORT PROGRAM

Rank	Name	Nation	Starting Number	Total Segment Score	Total Element Score	Total Program Component Score (factored)							Total Deductions			
1	Anna SHCHERBAKOVA	RUS	12	77.94	41.60	36.34							0.00			
#	Executed Elements	Info	Base Value	GOE	J1	J2	J3	J4	J5	J6	J7	J8	J9	Ref.	Scores of Panel	
1	2A		3.30	1.04	2	3	3	3	3	4	3	4	3		4.34	
2	3F		5.30	1.74	3	2	4	3	3	3	4	4	3		7.04	
3	FCSp4		3.20	0.82	2	2	3	3	2	2	3	3	3		4.02	
4	3Lz+3T		11.11	x 1.43	1	2	3	2	2	2	3	3	3		12.54	
5	CCoSp4		3.50	1.40	2	3	4	4	5	4	4	5	4		4.90	
6	StSq4		3.90	1.39	3	3	4	3	4	3	4	5	4		5.29	
7	LSp4		2.70	0.77	2	2	3	3	4	3	3	3	3		3.47	
			33.01												41.60	
Program Components			Factor													
Skating Skills			0.80	8.50	8.25	8.75	8.75	9.00	9.00	9.25	9.25	9.25	9.25	9.25		8.93
Transitions			0.80	8.75	8.50	9.00	8.50	9.00	9.00	9.25	9.00	9.50	9.50	9.50		8.93
Performance			0.80	8.75	8.50	8.75	9.00	9.25	9.25	9.50	9.25	9.50	9.50	9.50		9.11
Composition			0.80	9.00	8.50	9.50	9.00	9.50	9.25	9.25	9.50	9.25	9.50	9.25		9.25
Interpretation of the Music			0.80	8.75	8.75	9.25	8.75	9.50	9.25	9.50	9.50	9.50	9.50	9.50		9.21
Judges Total Program Component Score (factored)																36.34
Deductions:															0.00	

x Credit for highlight distribution, base value multiplied by 1.1

Rank	Name	Nation	Starting Number	Total Segment Score	Total Element Score	Total Program Component Score (factored)							Total Deductions			
2	Alena KOSTORNAIA	RUS	11	76.44	41.18	35.26							0.00			
#	Executed Elements	Info	Base Value	GOE	J1	J2	J3	J4	J5	J6	J7	J8	J9	Ref.	Scores of Panel	
1	2A		3.30	1.08	3	4	4	3	3	3	3	4	2		4.38	
2	3Lz		5.90	1.77	2	3	4	3	3	3	2	4	3		7.67	
3	FCSp4		3.20	0.87	3	3	3	3	2	2	2	4	3		4.07	
4	3F+3T		10.45	x 2.04	2	3	5	4	3	4	4	5	4		12.49	
5	CCoSp4		3.50	1.00	2	3	4	3	3	2	3	3	3		4.50	
6	StSq3		3.30	1.18	3	3	3	4	4	3	4	4	4		4.48	
7	LSp4		2.70	0.89	2	3	5	3	4	3	3	4	3		3.59	
			32.35												41.18	
Program Components			Factor													
Skating Skills			0.80	8.75	9.00	9.00	8.75	8.50	8.75	8.50	8.75	8.50	9.25	9.00		8.82
Transitions			0.80	8.50	8.75	9.00	8.50	8.50	8.25	8.25	8.75	8.75	8.75	8.75		8.57
Performance			0.80	9.00	8.75	9.50	8.75	8.75	8.75	8.50	8.50	9.25	9.25	9.25		8.93
Composition			0.80	8.75	9.00	9.50	8.75	8.75	8.50	8.50	9.00	9.00	9.00	9.00		8.82
Interpretation of the Music			0.80	8.75	9.00	9.75	8.75	8.75	8.50	8.75	9.25	9.25	9.25	9.25		8.93
Judges Total Program Component Score (factored)																35.26
Deductions:															0.00	

x Credit for highlight distribution, base value multiplied by 1.1

Official Partners:



JUDGES DETAILS PER SKATER

WOMEN SHORT PROGRAM

Rank	Name	Nation	Starting Number	Total Segment Score	Total Element Score	Total Program Component Score (factored)							Total Deductions			
3	Kseniia SINITSYNA	RUS	1	69.89	38.85	31.04							0.00			
#	Executed Elements	Info	Base Value	GOE	J1	J2	J3	J4	J5	J6	J7	J8	J9	Ref.	Scores of Panel	
1	2A		3.30	0.85	2	3	3	3	2	3	2	3	2		4.15	
2	3F		5.30	0.91	1	2	1	2	2	2	1	2	2		6.21	
3	CCoSp4		3.50	1.00	2	3	2	3	3	3	3	3	3		4.50	
4	StSq3		3.30	0.66	2	2	2	2	2	2	2	2	3		3.96	
5	3Lz+3T		11.11	x 1.10	1	2	2	2	1	2	1	3	3		12.21	
6	FCSp4		3.20	0.96	3	3	3	3	1	3	3	4	3		4.16	
7	LSp4		2.70	0.96	3	4	4	4	3	3	3	4	4		3.66	
			32.41												38.85	
Program Components			Factor													
Skating Skills			0.80	8.00	7.75	7.50	7.75	7.50	7.75	7.50	7.75	7.50	8.00	8.00		7.75
Transitions			0.80	7.75	7.50	7.00	7.50	7.50	7.50	7.25	7.75	7.75				7.54
Performance			0.80	8.25	7.75	7.75	7.75	7.50	8.00	7.50	8.25	8.00				7.86
Composition			0.80	8.25	7.75	7.50	7.75	7.75	7.75	7.25	8.00	8.00				7.79
Interpretation of the Music			0.80	8.25	7.75	7.00	7.50	7.75	8.00	7.50	8.25	8.25				7.86
Judges Total Program Component Score (factored)																31.04
Deductions:															0.00	

x Credit for highlight distribution, base value multiplied by 1.1

Rank	Name	Nation	Starting Number	Total Segment Score	Total Element Score	Total Program Component Score (factored)							Total Deductions			
4	Yeonjeong PARK	KOR	4	67.00	36.99	30.01							0.00			
#	Executed Elements	Info	Base Value	GOE	J1	J2	J3	J4	J5	J6	J7	J8	J9	Ref.	Scores of Panel	
1	3Lz!+3T	!	10.10	-0.08	0	0	0	0	0	0	-1	-1	1		10.02	
2	2A		3.30	0.61	2	2	3	2	1	3	1	1	2		3.91	
3	FCSp4		3.20	0.69	2	2	3	3	1	2	2	2	2		3.89	
4	3F		5.83	x 1.06	2	2	2	2	2	2	2	2	2		6.89	
5	LSp4		2.70	0.77	3	3	4	3	2	3	3	2	3		3.47	
6	StSq3		3.30	0.66	2	2	1	2	2	2	2	2	2		3.96	
7	CCoSp4		3.50	1.35	3	4	4	4	3	4	4	4	4		4.85	
			31.93												36.99	
Program Components			Factor													
Skating Skills			0.80	7.75	7.50	7.50	7.50	7.25	7.75	7.00	7.75	7.75				7.57
Transitions			0.80	7.75	7.25	7.00	7.00	6.50	7.50	7.00	7.50	7.50	7.25			7.21
Performance			0.80	8.00	7.75	7.50	7.50	7.00	7.75	7.50	7.50	7.50				7.61
Composition			0.80	8.25	7.75	7.50	7.50	7.25	7.50	7.00	7.50	7.50				7.50
Interpretation of the Music			0.80	8.25	7.50	7.00	7.50	7.25	7.75	7.50	7.75	8.00				7.61
Judges Total Program Component Score (factored)																30.01
Deductions:															0.00	

! Not clear edge x Credit for highlight distribution, base value multiplied by 1.1

Official Partners:

JUDGES DETAILS PER SKATER

WOMEN SHORT PROGRAM

Rank	Name	Nation	Starting Number	Total Segment Score	Total Element Score	Total Program Component Score (factored)							Total Deductions			
5	Karen CHEN	USA	10	64.67	31.38	33.29							0.00			
#	Executed Elements	Info	Base Value	GOE	J1	J2	J3	J4	J5	J6	J7	J8	J9	Ref.	Scores of Panel	
1	3Lzq+2T	q	7.20	-0.51	-1	0	-2	-1	0	-1	-1	-1	-1		6.69	
2	2A		3.30	0.85	2	3	3	2	2	3	3	3	2		4.15	
3	CCoSp3		3.00	0.86	2	3	3	3	2	4	3	3	3		3.86	
4	StSq3		3.30	0.85	2	2	4	2	2	3	3	3	3		4.15	
5	3Loq	q	5.39	x -0.63	-1	-1	-2	-1	-1	-1	-1	-2	-2		4.76	
6	FCSp4		3.20	0.91	3	3	2	3	1	3	3	3	3		4.11	
7	LSp4		2.70	0.96	2	3	4	4	3	4	4	3	4		3.66	
			28.09												31.38	
Program Components			Factor													
Skating Skills			0.80	8.25	8.75	8.50	8.25	8.25	8.50	8.00	8.25	8.50	8.50	8.36		
Transitions			0.80	8.50	8.50	8.50	8.00	8.00	8.50	7.75	8.00	8.25	8.25			
Performance			0.80	8.25	8.50	8.25	8.25	8.00	8.50	8.00	7.75	8.50	8.25			
Composition			0.80	8.50	8.50	8.50	8.25	8.00	8.75	7.75	8.25	8.25	8.32			
Interpretation of the Music			0.80	8.50	8.50	8.75	8.50	8.25	8.75	8.00	8.50	8.43				
Judges Total Program Component Score (factored)													33.29			

Deductions:

q Jump landed on the quarter x Credit for highlight distribution, base value multiplied by 1.1

0.00

Rank	Name	Nation	Starting Number	Total Segment Score	Total Element Score	Total Program Component Score (factored)							Total Deductions		
6	Wakaba HIGUCHI	JPN	8	63.87	31.53	32.34							0.00		
#	Executed Elements	Info	Base Value	GOE	J1	J2	J3	J4	J5	J6	J7	J8	J9	Ref.	Scores of Panel
1	1A*	*	0.00	0.00	-	-	-	-	-	-	-	-	-		0.00
2	3Lz+3Tq	q	10.10	-0.34	0	0	0	-2	0	0	-1	-1	-2		9.76
3	FCSp4		3.20	0.64	2	2	2	2	2	2	2	2	2		3.84
4	3F!	!	5.83	x 0.00	1	0	1	0	0	1	-1	-1	-2		5.83
5	CCoSp4		3.50	0.90	2	3	2	3	2	3	3	2	3		4.40
6	StSq3		3.30	1.04	3	3	3	4	3	4	3	3	3		4.34
7	LSp4		2.70	0.66	2	2	4	3	2	3	2	2	3		3.36
			28.63												31.53
Program Components			Factor												
Skating Skills			0.80	8.75	8.50	8.50	8.25	8.00	8.50	7.75	8.00	8.25	8.29		
Transitions			0.80	8.00	8.25	7.75	7.75	7.50	8.00	7.25	7.50	8.00	7.79		
Performance			0.80	8.25	8.50	8.00	8.00	8.00	8.25	7.25	7.50	7.75	7.96		
Composition			0.80	8.25	8.25	8.50	8.25	8.00	8.50	7.00	7.75	8.00	8.14		
Interpretation of the Music			0.80	8.50	8.50	8.50	8.25	8.25	8.25	7.25	8.00	8.25			
Judges Total Program Component Score (factored)													32.34		

Deductions:

* Invalid element q Jump landed on the quarter x Credit for highlight distribution, base value multiplied by 1.1 ! Not clear edge

0.00

Official Partners:



JUDGES DETAILS PER SKATER

WOMEN SHORT PROGRAM

Rank	Name	Nation	Starting Number	Total Segment Score	Total Element Score	Total Program Component Score (factored)							Total Deductions			
7	Ekaterina RYABOVA	AZE	9	63.34	33.67	29.67							0.00			
#	Executed Elements	Info	Base Value	GOE	J1	J2	J3	J4	J5	J6	J7	J8	J9	Ref.	Scores of Panel	
1	3Lz!+3T	!	10.10	-0.34	-1	-1	0	-1	0	0	-1	-1	0		9.76	
2	2A		3.30	0.14	0	1	-1	0	0	1	1	1	0		3.44	
3	CCoSp4		3.50	0.65	0	2	2	2	1	2	2	2	2		4.15	
4	3F		5.83	x 0.68	1	1	2	1	1	2	1	1	2		6.51	
5	StSq3		3.30	0.66	1	1	2	2	2	3	2	2	3		3.96	
6	FCSp3		2.80	0.44	0	1	1	2	1	2	2	2	3		3.24	
7	LSp3		2.40	0.21	0	0	0	2	0	1	2	1	2		2.61	
			31.23												33.67	
Program Components			Factor													
Skating Skills			0.80	7.25	7.25	7.00	7.25	7.50	7.75	7.25	7.50	8.00			7.39	
Transitions			0.80	7.25	7.00	6.50	7.25	7.25	7.25	7.00	7.50	7.75			7.21	
Performance			0.80	7.50	7.25	7.00	7.50	7.50	7.50	7.25	7.75	8.25			7.46	
Composition			0.80	7.50	7.25	7.00	7.50	7.25	7.75	7.00	7.50	8.00			7.39	
Interpretation of the Music			0.80	7.75	7.25	7.75	7.50	7.75	7.50	7.50	7.75	8.25			7.64	
Judges Total Program Component Score (factored)																29.67
Deductions:															0.00	

! Not clear edge x Credit for highlight distribution, base value multiplied by 1.1

Rank	Name	Nation	Starting Number	Total Segment Score	Total Element Score	Total Program Component Score (factored)							Total Deductions			
8	Haerin LEE	KOR	7	63.18	32.43	30.75							0.00			
#	Executed Elements	Info	Base Value	GOE	J1	J2	J3	J4	J5	J6	J7	J8	J9	Ref.	Scores of Panel	
1	3Lz		5.90	0.59	1	2	1	0	2	1	1	1	0		6.49	
2	2A		3.30	0.75	2	3	2	3	2	3	2	2	2		4.05	
3	FCSp2		2.30	-0.59	-2	-2	-4	-2	-2	-3	-3	-3	-3		1.71	
4	SSp3		2.10	0.30	1	2	2	1	1	2	2	1	1		2.40	
5	3F+3T<	<	9.53	x -1.06	-2	-2	-1	-2	-2	-2	-2	-2	-3		8.47	
6	CCoSp4		3.50	0.85	1	3	2	2	2	3	3	2	3		4.35	
7	StSq4		3.90	1.06	2	3	2	3	3	3	3	3	2		4.96	
			30.53												32.43	
Program Components			Factor													
Skating Skills			0.80	7.50	8.25	7.25	7.75	8.00	7.50	7.75	7.75	7.75	7.75	7.75	7.71	
Transitions			0.80	7.50	8.00	6.75	7.50	7.75	7.75	7.50	7.50	7.50	7.25	7.54		
Performance			0.80	7.50	8.50	7.00	7.75	7.75	7.75	7.50	7.50	7.50	7.50	7.61		
Composition			0.80	7.75	8.25	7.50	8.00	7.75	8.00	7.50	8.00	7.50	7.79			
Interpretation of the Music			0.80	7.75	8.50	7.25	8.00	8.25	7.75	7.75	7.50	7.50	7.79			
Judges Total Program Component Score (factored)																30.75
Deductions:															0.00	

x Credit for highlight distribution, base value multiplied by 1.1 < Under-rotated jump

Official Partners:

JUDGES DETAILS PER SKATER

WOMEN SHORT PROGRAM


Rank	Name	Nation	Starting Number	Total Segment Score	Total Element Score	Total Program Component Score (factored)							Total Deductions			
9	Lea SERNA	FRA	3	62.75	34.92	27.83							0.00			
#	Executed Elements	Info	Base Value	GOE	J1	J2	J3	J4	J5	J6	J7	J8	J9	Ref.	Scores of Panel	
1	3Lz+3Tq	q	10.10	-0.84	-1	-2	-1	-2	-1	-2	-1	-2	-1		9.26	
2	3F		5.30	0.76	1	1	2	2	1	1	2	1	3		6.06	
3	FCSp4		3.20	0.50	1	1	1	2	1	2	2	2	2		3.70	
4	2A	x	3.63	0.19	0	0	2	1	0	0	1	1	1		3.82	
5	CCoSp4		3.50	0.85	2	1	2	3	1	3	3	3	3		4.35	
6	StSq4		3.90	0.67	0	0	3	3	2	1	2	2	2		4.57	
7	LSp4		2.70	0.46	-1	1	3	2	1	2	2	2	2		3.16	
			32.33												34.92	
Program Components				Factor												
Skating Skills				0.80	6.50	6.50	7.00	7.25	7.00	6.75	7.25	7.25	7.50	7.00		7.00
Transitions				0.80	6.25	6.00	6.75	7.00	6.75	6.25	7.00	7.00	7.25	7.25		6.71
Performance				0.80	6.50	6.75	7.00	7.50	7.00	6.50	7.25	7.25	7.50	7.50		7.04
Composition				0.80	6.25	6.25	7.00	7.25	7.25	6.50	7.25	7.00	7.25	7.25		6.93
Interpretation of the Music				0.80	6.25	6.50	7.50	7.25	7.25	6.50	7.50	7.25	7.50		7.11	
Judges Total Program Component Score (factored)															27.83	
Deductions:															0.00	

q Jump landed on the quarter x Credit for highlight distribution, base value multiplied by 1.1

Rank	Name	Nation	Starting Number	Total Segment Score	Total Element Score	Total Program Component Score (factored)							Total Deductions			
10	Mariah BELL	USA	5	60.81	31.00	30.81							-1.00			
#	Executed Elements	Info	Base Value	GOE	J1	J2	J3	J4	J5	J6	J7	J8	J9	Ref.	Scores of Panel	
1	2A		3.30	0.71	3	2	3	2	2	2	2	2	2		4.01	
2	3F+3T<<	<<	6.60	-2.65	-5	-5	-5	-5	-5	-5	-5	-5	-5		3.95	
3	FSSp4		3.00	0.69	2	3	4	2	2	2	2	2	3		3.69	
4	3Lz	x	6.49	1.35	2	2	3	2	2	3	2	2	3		7.84	
5	StSq3		3.30	0.90	1	2	4	3	2	3	3	3	3		4.20	
6	CCoSp4		3.50	0.90	1	2	2	3	2	3	3	3	3		4.40	
7	LSp3		2.40	0.51	2	2	2	3	2	2	3	2	2		2.91	
			28.59												31.00	
Program Components				Factor												
Skating Skills				0.80	7.75	7.50	8.00	7.75	7.50	7.50	7.75	8.00	7.75	7.50		7.71
Transitions				0.80	7.75	7.25	8.00	7.50	7.25	7.75	7.50	7.75	7.50	7.50		7.57
Performance				0.80	8.25	7.50	7.25	7.75	7.50	7.75	7.75	7.50	7.50	7.50		7.61
Composition				0.80	8.00	7.50	7.75	8.00	7.50	8.25	7.50	8.00	7.50	7.50		7.75
Interpretation of the Music				0.80	8.25	7.75	7.75	8.00	7.75	8.25	7.75	7.75	7.75	7.75		7.86
Judges Total Program Component Score (factored)															30.81	
Deductions:				Falls	-1.00 (1)											-1.00

<< Downgraded jump x Credit for highlight distribution, base value multiplied by 1.1

Official Partners:



JUDGES DETAILS PER SKATER

WOMEN SHORT PROGRAM

Rank	Name	Nation	Starting Number	Total Segment Score	Total Element Score	Total Program Component Score (factored)							Total Deductions				
11	Yuhana YOKOI	JPN	2	52.32	24.40	28.92							-1.00				
#	Executed Elements	Info	Base Value	GOE	J1	J2	J3	J4	J5	J6	J7	J8	J9	Ref.	Scores of Panel		
1	2A		3.30	0.85	3	2	4	3	2	3	3	2	2		4.15		
2	3Fq	q	5.30	-2.27	-4	-4	-4	-5	-4	-5	-5	-4	-3		3.03		
3	CCoSp4		3.50	0.35	0	1	1	1	1	1	2	2	0		3.85		
4	3Lzq+COMBO	q	6.49	x -2.95	-5	-5	-5	-5	-5	-5	-5	-5	-5		3.54		
5	FCSp4		3.20	0.27	0	1	1	1	0	1	1	1	2		3.47		
6	StSq2		2.60	0.48	1	2	2	2	2	2	3	2	1		3.08		
7	LSp4		2.70	0.58	2	2	4	2	2	3	2	2	2		3.28		
			27.09												24.40		
Program Components				Factor													
Skating Skills				0.80	7.50	7.25	7.25	7.50	7.50	7.25	7.25	7.75	7.50			7.39	
Transitions				0.80	6.75	6.75	6.75	7.25	7.00	7.00	7.00	7.25	7.00			6.96	
Performance				0.80	7.00	7.50	6.75	7.25	7.25	7.00	7.25	7.00	7.00			7.11	
Composition				0.80	7.00	7.25	7.50	7.50	7.25	7.50	7.00	7.50	7.25			7.32	
Interpretation of the Music				0.80	6.75	7.25	7.75	7.25	7.50	7.25	7.50	7.50	7.25			7.36	
Judges Total Program Component Score (factored)															28.92		
Deductions:				Falls	-1.00	(1)											-1.00

q Jump landed on the quarter x Credit for highlight distribution, base value multiplied by 1.1

Official Partners:





RESULTS


WOMEN FREE SKATING

Pl.	Name	Nation	Total Segment Score
1	Anna SHCHERBAKOVA	RUS	151.75
2	Alena KOSTORNAIA	RUS	145.41
3	Wakaba HIGUCHI	JPN	141.04
4	Mariah BELL	USA	129.98
5	Karen CHEN	USA	129.33
6	Kseniia SINITSYNA	RUS	128.87
7	Yuhana YOKOI	JPN	124.61
8	Ekaterina RYABOVA	AZE	123.31
9	Yeonjeong PARK	KOR	119.11
10	Haein LEE	KOR	108.14
11	Lea SERNA	FRA	107.58

Mr. Philippe MERIGUET, ISU
Referee

Ms. Emilie BILLOW, ISU
Technical Controller

Official Partners:



JUDGES DETAILS PER SKATER

WOMEN FREE SKATING

Rank	Name	Nation	Starting Number	Total Segment Score	Total Element Score	Total Program Component Score (factored)							Total Deductions				
1	Anna SHCHERBAKOVA	RUS	11	151.75	80.86	71.89							-1.00				
#	Executed Elements	Info	Base Value	GOE	J1	J2	J3	J4	J5	J6	J7	J8	J9	Ref.	Scores of Panel		
1	Lz		0.00	0.00	-	-	-	-	-	-	-	-	-		0.00		
2	4F		11.00	1.89	2	1	2	1	3	2	2	0	2		12.89		
3	3F+3T		9.50	1.29	3	2	2	3	2	2	2	3	3		10.79		
4	ChSq1		3.00	1.43	4	3	3	2	3	2	3	3	3		4.43		
5	2A		3.30	0.85	3	2	2	3	2	3	2	3	3		4.15		
6	FCSp4		3.20	0.73	3	3	2	2	2	2	2	2	3		3.93		
7	3Lz+3Lo		11.88	x 0.59	-2	2	0	2	3	1	1	2	-1		12.47		
8	3F!+1Eu+3S	!	11.11	x 0.00	1	0	-1	0	0	0	-1	0	1		11.11		
9	3Lz		6.49	x 1.43	2	3	2	4	2	2	2	3	3		7.92		
10	StSq4		3.90	1.17	2	3	2	2	3	3	4	4	4		5.07		
11	FCCoSp4		3.50	0.65	1	3	1	2	1	1	2	3	3		4.15		
12	CCoSp4		3.50	0.45	2	1	1	0	1	1	2	1	2		3.95		
			70.38												80.86		
Program Components				Factor													
Skating Skills				1.60	9.00	9.00	8.75	8.75	9.25	8.50	9.25	9.00	9.25	9.00		9.00	
Transitions				1.60	9.25	8.50	8.25	8.75	9.00	8.75	9.00	9.00	9.00	9.00		8.86	
Performance				1.60	8.50	8.75	8.75	9.00	9.25	8.50	9.25	9.00	9.00	9.00		8.89	
Composition				1.60	9.00	9.00	9.00	9.00	9.25	8.75	9.25	9.25	9.00	9.00		9.07	
Interpretation of the Music				1.60	9.00	9.00	8.75	9.00	9.50	9.00	9.25	9.25	9.25	9.25		9.11	
Judges Total Program Component Score (factored)															71.89		
Deductions:				Falls	-1.00		(1)										-1.00

x Credit for highlight distribution, base value multiplied by 1.1 ! Not clear edge

Rank	Name	Nation	Starting Number	Total Segment Score	Total Element Score	Total Program Component Score (factored)							Total Deductions				
2	Alena KOSTORNAIA	RUS	10	145.41	76.35	70.06							-1.00				
#	Executed Elements	Info	Base Value	GOE	J1	J2	J3	J4	J5	J6	J7	J8	J9	Ref.	Scores of Panel		
1	3Aq	q	8.00	-4.00	-5	-5	-5	-5	-5	-5	-5	-5	-5		4.00		
2	3Lz		5.90	1.35	2	2	2	2	3	2	2	3	3		7.25		
3	3Lo		4.90	1.40	3	3	3	3	2	3	1	3	4		6.30		
4	2A		3.30	0.94	2	3	3	3	3	3	2	3	3		4.24		
5	FCSp4		3.20	0.87	3	3	2	3	2	3	2	3	3		4.07		
6	ChSq1		3.00	1.14	2	3	3	3	2	2	2	2	2		4.14		
7	3F+3T		10.45	x 1.36	3	3	2	2	3	3	2	2	4		11.81		
8	3F+1Eu+3S		11.11	x 1.44	2	3	4	3	2	3	2	3	3		12.55		
9	3Lz+2T		7.92	x 1.18	2	2	4	2	2	2	2	2	2		9.10		
10	FCCoSp4		3.50	0.80	3	2	1	2	2	2	3	2	3		4.30		
11	StSq3		3.30	0.94	2	3	3	4	3	3	3	3	2		4.24		
12	CCoSp4		3.50	0.85	2	3	1	2	2	3	3	2	3		4.35		
			68.08												76.35		
Program Components				Factor													
Skating Skills				1.60	8.75	9.00	9.00	8.75	9.00	8.75	8.75	8.75	9.00	9.00		8.86	
Transitions				1.60	8.50	8.75	8.50	8.50	8.75	8.25	8.50	8.50	8.75	8.75		8.57	
Performance				1.60	8.75	9.00	8.75	8.50	9.00	8.50	8.75	8.75	9.00	9.00		8.79	
Composition				1.60	8.75	9.00	9.25	8.75	8.75	8.50	8.75	8.50	8.75	8.75		8.75	
Interpretation of the Music				1.60	8.75	9.00	8.75	8.75	9.00	8.75	8.75	8.75	8.75	9.00		8.82	
Judges Total Program Component Score (factored)															70.06		
Deductions:				Falls	-1.00		(1)										-1.00

q Jump landed on the quarter x Credit for highlight distribution, base value multiplied by 1.1

Official Partners:



JUDGES DETAILS PER SKATER

WOMEN FREE SKATING

Rank	Name	Nation	Starting Number	Total Segment Score	Total Element Score	Total Program Component Score (factored)							Total Deductions			
3	Wakaba HIGUCHI	JPN	6	141.04	73.80	67.24							0.00			
#	Executed Elements	Info	Base Value	GOE	J1	J2	J3	J4	J5	J6	J7	J8	J9	Ref.	Scores of Panel	
1	3Aq	q	8.00	-0.23	0	-1	0	0	0	0	-1	-1	0		7.77	
2	3Lz+3T		10.10	1.43	3	3	2	2	3	2	2	2	3		11.53	
3	3S		4.30	0.92	2	2	3	2	2	2	2	2	3		5.22	
4	CCoSp4		3.50	0.60	1	2	1	2	1	2	2	2	2		4.10	
5	2A		3.30	0.75	2	3	2	3	2	3	2	2	2		4.05	
6	3Lz+3Tq+2T	q	12.54	x -0.34	0	0	-1	-1	0	-1	-1	-1	1		12.20	
7	3Lo+2T		6.82	x 0.77	2	1	1	2	1	2	0	2	2		7.59	
8	3Fe	e	4.66	x -0.48	-2	-1	-1	0	-1	-1	-2	-2	0		4.18	
9	FCSp3		2.80	0.48	2	1	2	2	1	1	2	2	2		3.28	
10	StSq4		3.90	1.17	3	2	5	4	2	3	2	4	3		5.07	
11	ChSq1		3.00	1.36	2	3	4	3	2	2	3	3	3		4.36	
12	FCCoSp4		3.50	0.95	3	3	3	2	2	3	1	3	3		4.45	
			66.42												73.80	
Program Components			Factor													
Skating Skills			1.60	8.75	8.50	8.75	8.50	8.50	8.25	8.75	8.50	8.25	8.25	8.54		8.54
Transitions			1.60	8.00	8.25	8.25	8.25	8.25	8.25	7.75	8.25	8.25	7.75	8.14		8.14
Performance			1.60	8.75	8.50	9.00	8.50	8.50	8.50	8.25	8.50	8.25	8.50	8.50		8.50
Composition			1.60	8.50	8.50	9.00	8.50	8.50	8.25	8.00	8.50	8.00	8.00	8.39		8.39
Interpretation of the Music			1.60	8.75	8.75	8.00	8.50	8.50	8.25	8.25	8.75	8.25	8.25	8.46		8.46
Judges Total Program Component Score (factored)															67.24	
Deductions:															0.00	

q Jump landed on the quarter x Credit for highlight distribution, base value multiplied by 1.1 e Wrong edge

Rank	Name	Nation	Starting Number	Total Segment Score	Total Element Score	Total Program Component Score (factored)							Total Deductions			
4	Mariah BELL	USA	2	129.98	65.45	64.53							0.00			
#	Executed Elements	Info	Base Value	GOE	J1	J2	J3	J4	J5	J6	J7	J8	J9	Ref.	Scores of Panel	
1	3F+2A+SEQ		6.88	1.36	3	3	2	3	2	2	3	2	3		8.24	
2	3Lo		4.90	0.56	1	2	1	1	1	1	0	1	2		5.46	
3	CCoSp4		3.50	1.05	3	3	3	3	3	4	3	3	3		4.55	
4	3S		4.30	0.37	0	1	2	0	1	1	0	1	2		4.67	
5	2A		3.30	0.66	2	2	3	2	1	2	2	2	2		3.96	
6	StSq3		3.30	0.75	2	2	4	3	2	2	2	3	2		4.05	
7	3F+2T+2Lo		9.13	x 0.61	2	1	1	1	1	1	0	1	2		9.74	
8	3Lz!+2T	!	7.92	x -0.76	-2	0	-1	-1	-2	-2	-2	-1	1		7.16	
9	FCCoSp2		2.50	0.57	2	2	3	2	1	3	2	2	3		3.07	
10	3Lz!	!	6.49	x 0.00	0	0	-1	1	0	1	-2	-1	1		6.49	
11	ChSq1		3.00	1.43	3	2	4	4	3	3	2	2	3		4.43	
12	LSp4		2.70	0.93	3	2	5	4	3	4	3	3	4		3.63	
			57.92												65.45	
Program Components			Factor													
Skating Skills			1.60	8.25	7.75	8.50	8.00	7.75	8.00	8.25	8.25	8.25	7.75	8.04		8.04
Transitions			1.60	8.00	7.50	8.00	7.75	7.50	7.75	8.00	8.00	7.75	7.25	7.75		7.75
Performance			1.60	8.50	8.00	9.00	8.00	7.75	8.25	8.25	8.25	8.00	8.00	8.18		8.18
Composition			1.60	8.25	8.00	8.75	8.25	7.75	8.25	8.25	8.00	7.50	8.11		8.11	
Interpretation of the Music			1.60	8.50	8.00	8.75	8.50	8.00	8.25	8.25	8.25	7.75	8.25	8.25		8.25
Judges Total Program Component Score (factored)															64.53	
Deductions:															0.00	

x Credit for highlight distribution, base value multiplied by 1.1 ! Not clear edge

Official Partners:



JUDGES DETAILS PER SKATER

WOMEN FREE SKATING


Rank	Name	Nation	Starting Number	Total Segment Score	Total Element Score	Total Program Component Score (factored)							Total Deductions			
5	Karen CHEN	USA	7	129.33	63.95	66.38							-1.00			
#	Executed Elements	Info	Base Value	GOE	J1	J2	J3	J4	J5	J6	J7	J8	J9	Ref.	Scores of Panel	
1	2A+3T		7.50	1.02	2	2	3	3	2	3	2	2	3		8.52	
2	3Lz		5.90	1.35	2	2	3	2	2	2	2	3	3		7.25	
3	3Feq	e	4.24	-2.12	-5	-5	-5	-5	-5	-5	-5	-5	-5		2.12	
4	3Loq	q	4.90	-0.14	0	0	-1	0	0	1	-2	-1	0		4.76	
5	StSq3		3.30	0.80	2	2	3	3	2	3	2	2	3		4.10	
6	FCCoSp4		3.50	0.70	2	2	2	2	1	3	2	2	2		4.20	
7	3Lzq+1Eu+3S<	<	10.82	x -2.02	-4	-3	-4	-5	-3	-3	-4	-3	-3		8.80	
8	3Lo+2T	x	6.82	x 0.56	1	1	1	1	1	2	0	1	2		7.38	
9	CCoSp4		3.50	0.95	3	2	3	3	2	4	3	2	3		4.45	
10	ChSq1		3.00	1.57	3	3	3	4	3	3	2	3	4		4.57	
11	2A	x	3.63	x 0.47	1	2	0	2	1	2	0	2	2		4.10	
12	LSp4		2.70	1.00	4	4	4	4	3	4	3	3	4		3.70	
			59.81												63.95	
Program Components			Factor													
Skating Skills			1.60	8.25	8.25	8.25	8.25	8.25	8.50	8.00	8.50	8.50	8.50	8.50		8.32
Transitions			1.60	8.50	8.00	8.00	8.00	8.00	8.00	8.50	7.75	8.00	8.00		8.07	
Performance			1.60	8.25	8.50	7.75	8.25	8.25	8.50	8.25	8.25	8.00	8.00		8.25	
Composition			1.60	8.75	8.25	8.50	8.50	8.50	8.75	8.00	8.50	8.25	8.25		8.46	
Interpretation of the Music			1.60	8.50	8.50	8.25	8.50	8.50	8.75	8.25	8.25	8.25	8.25		8.39	
Judges Total Program Component Score (factored)															66.38	
Deductions:			Falls	-1.00	(1)											-1.00

e Wrong edge q Jump landed on the quarter x Credit for highlight distribution, base value multiplied by 1.1 < Under-rotated jump

Rank	Name	Nation	Starting Number	Total Segment Score	Total Element Score	Total Program Component Score (factored)							Total Deductions			
6	Kseniia SINITSYNA	RUS	9	128.87	65.45	63.42							0.00			
#	Executed Elements	Info	Base Value	GOE	J1	J2	J3	J4	J5	J6	J7	J8	J9	Ref.	Scores of Panel	
1	2A		3.30	0.80	2	1	2	4	2	3	2	3	3		4.10	
2	3F		5.30	1.06	2	2	1	3	1	2	2	2	3		6.36	
3	3Lo		4.90	0.49	1	1	1	1	0	1	0	2	2		5.39	
4	FCCoSp4		3.50	0.45	2	1	1	1	1	2	1	1	2		3.95	
5	2A		3.30	0.61	2	2	1	2	1	2	2	2	2		3.91	
6	ChSq1		3.00	1.21	2	2	3	2	2	2	3	3	3		4.21	
7	3Lz+3Tq	q	11.11	x -0.59	-1	-1	-2	-1	0	-1	-2	-1	1		10.52	
8	3Lzq+1Eu+3Sq	q	11.77	x -1.77	-3	-4	-4	-4	-1	-3	-3	-2	-2		10.00	
9	3F!+2T	!	7.26	x -0.61	0	-1	-2	-1	-1	-2	-1	-1	-1		6.65	
10	CCoSp4V		2.63	0.34	1	0	1	2	1	2	0	2	2		2.97	
11	StSq3		3.30	0.66	3	2	2	2	2	2	2	2	2		3.96	
12	LSp4		2.70	0.73	2	3	2	2	3	3	3	3	4		3.43	
			62.07												65.45	
Program Components			Factor													
Skating Skills			1.60	8.00	7.75	7.75	8.25	7.75	7.75	8.25	8.25	8.00	8.25	8.25		7.96
Transitions			1.60	8.00	7.50	6.75	8.25	7.75	7.50	7.75	7.75	7.75	7.75	7.75		7.71
Performance			1.60	8.25	7.50	7.00	8.25	8.00	8.00	8.00	8.00	8.00	8.00	8.00		7.96
Composition			1.60	8.25	7.50	7.75	8.25	8.00	7.75	7.75	7.75	8.25	8.00	8.00		7.96
Interpretation of the Music			1.60	8.25	7.50	7.50	8.00	8.25	8.00	8.00	8.00	8.25	8.25	8.25		8.04
Judges Total Program Component Score (factored)															63.42	
Deductions:																0.00

x Credit for highlight distribution, base value multiplied by 1.1 q Jump landed on the quarter ! Not clear edge

Official Partners:



JUDGES DETAILS PER SKATER

WOMEN FREE SKATING

Rank	Name	Nation	Starting Number	Total Segment Score	Total Element Score	Total Program Component Score (factored)							Total Deductions			
7	Yuhana YOKOI	JPN	1	124.61	66.68	57.93							0.00			
#	Executed Elements	Info	Base Value	GOE	J1	J2	J3	J4	J5	J6	J7	J8	J9	Ref.	Scores of Panel	
1	2A		3.30	0.85	3	2	3	3	3	2	2	3	2		4.15	
2	3F		5.30	0.45	2	2	0	1	1	0	1	0	1		5.75	
3	3Lo		4.90	0.77	2	1	2	2	1	1	1	2	2		5.67	
4	FSSp4		3.00	0.30	2	1	1	1	1	1	1	1	1		3.30	
5	FCCoSp4		3.50	0.45	2	1	1	1	1	1	2	1	2		3.95	
6	2A+3T		7.50	0.78	2	2	1	2	2	1	2	2	3		8.28	
7	3Lz+2T		7.92	x -1.43	-3	-2	-3	-3	-1	-2	-4	-2	-2		6.49	
8	CCoSp4		3.50	0.20	1	1	0	0	0	0	1	1	1		3.70	
9	3Lz		6.49	x 1.01	1	2	2	1	2	2	1	2	2		7.50	
10	3S+3T+2T		10.78	x 0.25	1	1	0	0	1	1	-1	0	1		11.03	
11	ChSq1		3.00	0.93	2	2	3	2	2	1	1	2	2		3.93	
12	StSq2		2.60	0.33	1	1	1	2	2	1	1	2	1		2.93	
			61.79												66.68	
Program Components			Factor													
Skating Skills			1.60	8.50	7.25	7.25	7.50	7.50	7.25	7.50	7.50	7.50	7.25	7.25	7.39	
Transitions			1.60	7.75	6.75	6.50	6.75	7.00	6.75	7.00	7.00	7.00	6.50	6.82		
Performance			1.60	8.00	7.50	7.00	7.50	7.50	7.50	7.25	7.50	7.25	7.43			
Composition			1.60	7.25	7.25	7.00	7.25	7.25	7.00	7.00	7.25	7.00	7.14			
Interpretation of the Music			1.60	7.50	7.50	7.50	7.50	7.50	7.25	7.25	7.50	7.00	7.43			
Judges Total Program Component Score (factored)																57.93
Deductions:															0.00	
x Credit for highlight distribution, base value multiplied by 1.1																

Rank	Name	Nation	Starting Number	Total Segment Score	Total Element Score	Total Program Component Score (factored)							Total Deductions			
8	Ekaterina RYABOVA	AZE	5	123.31	65.14	58.17							0.00			
#	Executed Elements	Info	Base Value	GOE	J1	J2	J3	J4	J5	J6	J7	J8	J9	Ref.	Scores of Panel	
1	3Lz+3T		10.10	1.10	2	1	2	2	2	2	1	2	3		11.20	
2	3Loq	q	4.90	-0.70	-1	-2	-2	-2	-1	-2	-1	-1	-1		4.20	
3	FCCoSp4		3.50	0.50	2	1	2	1	1	1	2	1	2		4.00	
4	3F		5.30	0.98	2	0	2	2	2	2	1	2	2		6.28	
5	3S		4.30	0.43	1	0	2	0	1	1	0	2	3		4.73	
6	StSq3		3.30	0.38	1	0	3	1	1	1	1	1	2		3.68	
7	2Aq+2T	q	5.06	x -0.47	-1	-2	-2	-2	-1	-2	-1	-1	-1		4.59	
8	2Aq+3Tq+2T	q	9.68	x -1.14	-3	-3	-3	-4	-2	-4	-1	-2	-2		8.54	
9	3Lz	x	6.49	0.76	2	1	1	0	0	2	1	2	3		7.25	
10	ChSq1		3.00	0.50	1	1	1	1	1	1	1	1	3		3.50	
11	LSp4		2.70	0.27	0	0	1	1	1	1	2	1	2		2.97	
12	CCoSp4		3.50	0.70	2	1	2	2	2	2	2	2	3		4.20	
			61.83												65.14	
Program Components			Factor													
Skating Skills			1.60	7.00	6.75	7.50	7.00	7.50	7.50	7.25	7.50	7.50	7.75	7.32		
Transitions			1.60	7.25	6.50	6.75	7.00	7.25	7.25	7.00	7.25	7.25	7.50	7.11		
Performance			1.60	6.75	6.75	7.25	7.25	7.50	7.50	7.25	7.50	7.50	7.75	7.29		
Composition			1.60	7.25	6.75	7.25	7.25	7.75	7.50	7.25	7.25	7.25	7.50	7.32		
Interpretation of the Music			1.60	7.25	7.00	6.75	7.25	7.75	7.25	7.25	7.50	7.75	7.32			
Judges Total Program Component Score (factored)																58.17
Deductions:															0.00	
q Jump landed on the quarter x Credit for highlight distribution, base value multiplied by 1.1																

Official Partners:

JUDGES DETAILS PER SKATER

WOMEN FREE SKATING

Rank	Name	Nation	Starting Number	Total Segment Score	Total Element Score	Total Program Component Score (factored)							Total Deductions			
9	Yeonjeong PARK	KOR	8	119.11	59.40	61.71							-2.00			
#	Executed Elements	Info	Base Value	GOE	J1	J2	J3	J4	J5	J6	J7	J8	J9	Ref.	Scores of Panel	
1	3Lz+3T		10.10	1.43	2	2	4	2	2	3	3	2	3		11.53	
2	3Lo<	<	3.92	-1.96	-5	-5	-5	-5	-5	-5	-5	-5	-5		1.96	
3	3S		4.30	0.68	1	1	2	2	1	2	1	2	2		4.98	
4	2A		3.30	0.75	3	2	2	3	1	3	2	2	2		4.05	
5	CCoSp4		3.50	1.15	3	3	4	4	2	3	3	3	4		4.65	
6	StSq3		3.30	0.66	2	2	2	2	0	2	2	2	3		3.96	
7	2A+3T		8.25	x 0.84	2	2	2	2	1	3	1	2	3		9.09	
8	3Lz		6.49	x -0.93	-2	-1	-1	-3	-2	-1	0	-3	-1		5.56	
9	ChSq1		3.00	0.79	1	2	2	2	1	1	1	2	2		3.79	
10	3F!<	<	4.66	x -2.12	-5	-5	-5	-5	-5	-5	-5	-5	-5		2.54	
11	FCSp4		3.20	0.50	2	2	1	2	1	1	1	2	2		3.70	
12	LSP4		2.70	0.89	3	3	4	3	3	2	3	4	4		3.59	
			56.72												59.40	
Program Components			Factor													
Skating Skills			1.60	8.00	7.50	8.25	8.00	7.75	8.00	8.00	8.00	8.00	7.75	7.93		
Transitions			1.60	7.75	7.00	7.50	7.50	7.50	7.50	7.25	7.75	7.50	7.50	7.50		
Performance			1.60	7.50	7.50	7.75	7.75	7.75	7.25	7.75	7.50	8.00	7.64			
Composition			1.60	8.00	7.50	8.00	7.75	8.00	7.50	7.75	7.75	7.75	7.79			
Interpretation of the Music			1.60	7.75	7.50	7.25	7.50	8.00	7.50	8.25	7.75	8.00	7.71			
Judges Total Program Component Score (factored)														61.71		
Deductions:			Falls	-2.00 (2)												-2.00

< Under-rotated jump x Credit for highlight distribution, base value multiplied by 1.1 ! Not clear edge

Rank	Name	Nation	Starting Number	Total Segment Score	Total Element Score	Total Program Component Score (factored)							Total Deductions			
10	Haein LEE	KOR	4	108.14	49.94	59.20							-1.00			
#	Executed Elements	Info	Base Value	GOE	J1	J2	J3	J4	J5	J6	J7	J8	J9	Ref.	Scores of Panel	
1	3A<	<	6.40	-3.20	-5	-5	-5	-5	-5	-5	-5	-5	-5		3.20	
2	1Lz		0.60	0.00	0	-1	0	0	0	0	0	0	0		0.60	
3	2A+3Tq	q	7.50	-1.50	-4	-4	-3	-3	-2	-5	-4	-4	-3		6.00	
4	3F!	!	5.30	-0.15	1	0	0	-1	-1	0	-1	-1	1		5.15	
5	FCSp4		3.20	0.41	1	1	1	2	1	1	1	2	2		3.61	
6	3Lzq	q	6.49	x -1.26	-1	-3	-2	-4	-2	-3	-2	-1	-2		5.23	
7	3Lo<	<	4.31	x -1.01	-2	-2	-1	-4	-3	-3	-3	-3	-2		3.30	
8	StSq3		3.30	0.75	2	2	3	3	2	1	2	3	2		4.05	
9	3S+2T+2Lo		8.03	x 0.12	1	0	0	-1	0	0	0	1	2		8.15	
10	ChSq1		3.00	1.36	3	3	3	3	2	2	2	3	3		4.36	
11	SSp3		2.10	0.42	2	3	2	2	1	2	2	2	2		2.52	
12	CCoSp3		3.00	0.77	2	3	3	2	2	2	3	3	3		3.77	
			53.23												49.94	
Program Components			Factor													
Skating Skills			1.60	7.50	7.50	7.25	7.50	7.50	7.25	7.25	7.75	7.75	7.75	7.46		
Transitions			1.60	7.25	7.50	7.00	7.00	7.50	7.50	7.00	7.50	7.50	7.25	7.29		
Performance			1.60	7.25	7.75	6.25	7.00	7.25	7.25	7.00	7.50	7.50	7.25			
Composition			1.60	7.50	7.50	7.50	7.25	7.50	7.75	7.00	8.00	7.50	7.50			
Interpretation of the Music			1.60	7.25	7.75	6.50	7.25	7.75	7.50	7.25	7.75	7.75	7.50			
Judges Total Program Component Score (factored)														59.20		
Deductions:			Falls	-1.00 (1)												-1.00

< Under-rotated jump q Jump landed on the quarter ! Not clear edge x Credit for highlight distribution, base value multiplied by 1.1

Official Partners:


JUDGES DETAILS PER SKATER

WOMEN FREE SKATING

Rank	Name	Nation	Starting Number	Total Segment Score	Total Element Score	Total Program Component Score (factored)							Total Deductions			
11	Lea SERNA	FRA	3	107.58	52.58	57.00							-2.00			
#	Executed Elements	Info	Base Value	GOE	J1	J2	J3	J4	J5	J6	J7	J8	J9	Ref.	Scores of Panel	
1	3F		5.30	0.38	0	0	1	2	1	1	0	0	2		5.68	
2	3Lz		5.90	1.10	2	1	2	2	2	2	0	2	2		7.00	
3	2A<	<	2.64	-1.32	-5	-5	-5	-5	-5	-5	-5	-5	-5		1.32	
4	2A		3.30	0.47	2	0	2	2	1	1	0	2	2		3.77	
5	FCSp4		3.20	0.37	2	1	1	1	0	1	1	1	2		3.57	
6	ChSq1		3.00	0.86	2	1	2	1	2	2	1	2	2		3.86	
7	3Lz! ⁺ 2T+2Lo	!	9.79	x -1.35	-2	-2	-2	-3	-2	-3	-3	-2	-1		8.44	
8	3F+2T		7.26	x 0.45	1	0	2	1	0	1	1	1	1		7.71	
9	3S<<	<<	1.43	x -0.65	-5	-5	-5	-5	-5	-5	-5	-5	-5		0.78	
10	FCCoSp3V		2.25	0.23	1	1	0	1	1	1	1	1	2		2.48	
11	StSq3		3.30	0.47	1	1	2	2	1	1	1	2	2		3.77	
12	CCoSp4		3.50	0.70	3	1	2	2	2	3	1	2	2		4.20	
			50.87												52.58	
Program Components			Factor													
Skating Skills			1.60	7.50	6.75	7.50	7.25	7.25	7.50	7.50	7.50	7.25	7.50	7.39		
Transitions			1.60	7.00	6.25	6.75	7.00	6.75	6.75	7.00	7.00	7.00	7.25	6.89		
Performance			1.60	7.50	7.00	6.75	7.00	7.00	7.00	7.25	6.75	7.00	7.00	7.00		
Composition			1.60	7.25	6.75	7.50	7.25	7.25	7.25	7.00	7.25	7.25	7.25	7.21		
Interpretation of the Music			1.60	7.50	7.00	7.25	7.00	7.25	6.75	7.25	7.00	7.25	7.14			
Judges Total Program Component Score (factored)															57.00	
Deductions:			Falls	-2.00	(2)											-2.00

< Under-rotated jump x Credit for highlight distribution, base value multiplied by 1.1 ! Not clear edge << Downgraded jump

Official Partners:





ICE DANCE

Patinoire PoleSud	19.11.2021	15:00	Rhythm Dance
	20.11.2021	15:10	Free Dance


Size of Skating Arena:	30m*60m
Ice Conditions:	very good
Number of Entries:	10
Number of Participants:	10

Entry Withdrawn:

Rhythm Dance		
Duration:	2:50 +/- 10 seconds	
Segment Factor:	1.00	
Program Component Factors:	Skating Skills	0.80
	Transitions	0.80
	Performance	0.80
	Composition	0.80
	Interpretation of the Music / Timing	0.80

Free Dance		
Duration:	4:00 +/- 10 seconds	
Segment Factor:	1.00	
Program Component Factors:	Skating Skills	1.20
	Transitions	1.20
	Performance	1.20
	Composition	1.20
	Interpretation of the Music / Timing	1.20

Official Partners:



RESULTS

ICE DANCE

Pl.	Name	Nation	Total Score	RD	FD
1	Gabriella PAPADAKIS / Guillaume CIZERON	FRA	221.25	1	1
2	Piper GILLES / Paul POIRIER	CAN	203.16	2	2
3	Alexandra STEPANOVA / Ivan BUKIN	RUS	200.29	3	3
4	Evgeniia LOPAREVA / Geoffrey BRISSAUD	FRA	175.94	5	4
5	Christina CARREIRA / Anthony PONOMARENKO	USA	175.91	4	7
6	Annabelle MOROZOV / Andrei BAGIN	RUS	172.32	6	8
7	Juulia TURKKILA / Matthias VERSLUIS	FIN	171.02	7	5
8	Allison REED / Saulius AMBRULEVICIUS	LTU	169.83	8	6
9	Loicia DEMOUGEOT / Theo le MERCIER	FRA	156.61	9	10
10	Jennifer JANSE van RENSBURG / Benjamin STEFFAN	GER	154.09	10	9

Mr. Shawn RETTSTATT, ISU
Referee

Ms. Christine HURTH, ISU
Technical Controller

printed: 20.11.2021 16:44

Legend:	FD Free Dance	RD Rhythm Dance
----------------	----------------------	------------------------

Official Partners:



PANEL OF JUDGES ICE DANCE

Officials

Technical Controller	Ms. Christine HURTH	ISU
Technical Specialist	Mr. Andrzej DOSTATNI	ISU
Assistant Technical Specialist	Ms. Candice TOWLER-GREEN	ISU

Judges

Referee	Mr. Shawn RETTSTATT	ISU
Judge No. 1	Ms. Francesca MINEO	ITA
Judge No. 2	Ms. So Young AN	KOR
Judge No. 3	Mr. David MOLINA	FRA
Judge No. 4	Mr. Christian BAUMANN	GER
Judge No. 5	Ms. Linda LEAVER	USA
Judge No. 6	Mr. Igor DOLGUSHIN	RUS
Judge No. 7	Ms. Tanay OZKAN SILAOGLU	TUR
Judge No. 8	Ms. Nicole LEBLANC-RICHARD	CAN
Judge No. 9	Ms. Laimute KRAUZIENE	LTU

Data/Replay Operator

Data Operator	Mr. Michael WALDVOGEL	ISU
Replay Operator	Mr. Dzianis SAROKIN	ISU

Official Partners:

RESULTS

ICE DANCE RHYTHM DANCE

Pl.	Name	Nation	Total Segment Score
1	Gabriella PAPADAKIS / Guillaume CIZERON	FRA	89.08
2	Piper GILLES / Paul POIRIER	CAN	81.35
3	Alexandra STEPANOVA / Ivan BUKIN	RUS	79.89
4	Christina CARREIRA / Anthony PONOMARENKO	USA	70.74
5	Evgeniia LOPAREVA / Geoffrey BRISSAUD	FRA	69.23
6	Annabelle MOROZOV / Andrei BAGIN	RUS	68.45
7	Juulia TURKKILA / Matthias VERSLUIS	FIN	64.62
8	Allison REED / Saulius AMBRULEVICIUS	LTU	64.43
9	Loicia DEMOUGEOT / Theo le MERCIER	FRA	63.95
10	Jennifer JANSE van RENSBURG / Benjamin STEFFAN	GER	57.14




Mr. Shawn RETTSTATT, ISU
Referee



Ms. Christine HURTH, ISU
Technical Controller

Official Partners:





JUDGES DETAILS PER SKATER
ICE DANCE RHYTHM DANCE

Rank	Name	Nation	Starting Number	Total Segment Score	Total Element Score	Total Program Component Score (factored)							Total Deductions
1	Gabriella PAPADAKIS / Guillaume CIZERON	FRA	8	89.08	50.22	38.86							0.00

#	Executed Elements	Info	Base Value	GOE	J1	J2	J3	J4	J5	J6	J7	J8	J9	Ref.	Scores of Panel	
1	SqTwW4+SqTwM4		6.84	3.01	5	4	5	4	3	4	5	3	4		9.85	
2	1MB3+kpYYNY		6.60	3.21	4	5	5	3	4	4	4	4	3		9.81	
3	PStW3+PStM3		7.70	3.74	4	4	4	3	4	3	4	4	4		11.44	
4	MiSt3		7.70	4.29	4	4	5	3	5	4	5	5	4		11.99	
5	CuLi4		5.30	1.83	4	4	4	4	5	4	4	4	3		7.13	
			34.14												50.22	
Program Components				Factor												
Skating Skills				0.80	9.75	9.50	9.75	9.50	9.75	9.50	9.75	9.50	9.75	9.50		9.64
Transitions				0.80	9.50	9.50	9.75	9.50	9.75	9.50	9.50	9.50	9.50	9.50		9.54
Performance				0.80	9.75	9.75	10.00	9.50	9.50	9.75	10.00	9.75	9.75	9.75		9.75
Composition				0.80	9.50	9.75	10.00	9.75	10.00	10.00	9.50	9.75	10.00		9.82	
Interpretation of the Music/Timing				0.80	9.75	9.75	10.00	9.50	9.75	9.75	10.00	9.75	10.00		9.82	
Judges Total Program Component Score (factored)															38.86	


Deductions:														0.00
--------------------	--	--	--	--	--	--	--	--	--	--	--	--	--	-------------

Rank	Name	Nation	Starting Number	Total Segment Score	Total Element Score	Total Program Component Score (factored)							Total Deductions
2	Piper GILLES / Paul POIRIER	CAN	10	81.35	44.32	37.03							0.00

#	Executed Elements	Info	Base Value	GOE	J1	J2	J3	J4	J5	J6	J7	J8	J9	Ref.	Scores of Panel	
1	SqTwW4+SqTwM4		6.84	1.35	2	3	1	2	3	2	1	1	2		8.19	
2	1MB3+kpYYNY		6.60	2.30	3	3	3	3	3	2	3	4	2		8.90	
3	PStW2+PStM3		7.33	2.76	4	3	3	2	3	2	3	3	3		10.09	
4	RoLi4		5.30	1.57	3	4	3	4	4	3	3	4	2		6.87	
5	MiSt2		6.95	3.32	4	4	4	3	3	3	4	3	3		10.27	
			33.02												44.32	
Program Components				Factor												
Skating Skills				0.80	9.25	9.00	9.25	9.25	9.00	9.00	9.25	9.00	9.00	9.00		9.11
Transitions				0.80	9.00	9.25	9.00	9.25	9.00	8.75	9.00	9.25	9.25	9.00		9.07
Performance				0.80	9.00	9.50	9.25	9.50	9.50	9.00	9.25	9.25	9.25	9.25		9.29
Composition				0.80	9.25	9.25	9.50	9.50	9.50	9.25	9.50	9.50	9.50	9.50		9.43
Interpretation of the Music/Timing				0.80	9.50	9.50	9.25	9.50	9.25	9.00	9.25	9.50	9.50		9.39	
Judges Total Program Component Score (factored)															37.03	

Deductions:														0.00
--------------------	--	--	--	--	--	--	--	--	--	--	--	--	--	-------------

Official Partners:



JUDGES DETAILS PER SKATER

ICE DANCE RHYTHM DANCE

Rank	Name	Nation	Starting Number	Total Segment Score	Total Element Score	Total Program Component Score (factored)							Total Deductions			
3	Alexandra STEPANOVA / Ivan BUKIN	RUS	9	79.89	42.97	36.92							0.00			
#	Executed Elements	Info	Base Value	GOE	J1	J2	J3	J4	J5	J6	J7	J8	J9	Ref.	Scores of Panel	
1	SILi4		5.30	1.50	3	3	3	2	4	4	4	3	3		6.80	
2	SqTwW4+SqTwM4		6.84	2.28	3	3	3	3	3	4	3	3	4		9.12	
3	1MB1+kpYNNY	<	5.35	2.07	3	2	3	2	2	3	3	2	3		7.42	
4	PStW2+PStM2		6.96	2.90	3	3	2	3	3	3	4	3	3		9.86	
5	MiSt1		6.45	3.32	3	3	4	3	3	4	4	4	3		9.77	
			30.90											42.97		
Program Components			Factor													
Skating Skills			0.80	9.25	8.75	9.25	9.25	9.00	9.25	9.00	9.25	9.00	9.25	9.25		9.14
Transitions			0.80	9.00	8.75	9.00	9.00	9.00	9.25	9.00	9.25	9.00	9.00	9.25		9.04
Performance			0.80	9.25	9.00	9.25	9.25	9.00	9.75	9.50	9.25	9.50	9.25	9.50		9.29
Composition			0.80	9.25	9.00	9.50	9.25	9.25	9.50	9.25	9.25	9.25	9.50	9.50		9.32
Interpretation of the Music/Timing			0.80	9.25	9.00	9.25	9.25	9.50	9.50	9.50	9.50	9.25	9.50		9.36	
Judges Total Program Component Score (factored)													36.92			
Deductions:															0.00	
< Interruption of 4 beats or less in PDE																

Rank	Name	Nation	Starting Number	Total Segment Score	Total Element Score	Total Program Component Score (factored)							Total Deductions			
4	Christina CARREIRA / Anthony PONOMARENKO	USA	6	70.74	38.99	31.75							0.00			
#	Executed Elements	Info	Base Value	GOE	J1	J2	J3	J4	J5	J6	J7	J8	J9	Ref.	Scores of Panel	
1	SqTwW4+SqTwM4		6.84	1.97	2	3	2	3	3	3	3	2	3		8.81	
2	MiSt1		6.45	1.66	2	2	1	2	1	1	2	2	2		8.11	
3	1MB3+kpYYNY		6.60	0.92	1	2	1	1	1	1	2	1	1		7.52	
4	PStW2+PStM2		6.96	1.24	1	2	1	2	1	0	1	2	1		8.20	
5	RoLi4		5.30	1.05	2	3	2	3	2	2	3	2	2		6.35	
			32.15											38.99		
Program Components			Factor													
Skating Skills			0.80	7.75	8.00	7.75	7.50	7.75	8.00	8.00	8.00	7.50	7.75	7.75		7.79
Transitions			0.80	8.25	7.75	7.75	7.50	7.75	7.75	7.75	7.75	7.75	7.75	7.75		7.75
Performance			0.80	7.75	8.25	8.00	7.75	8.25	7.75	8.25	8.25	8.25	7.75	7.75		8.00
Composition			0.80	8.25	8.00	8.00	7.50	8.25	8.00	8.00	8.00	8.00	8.00	8.00		8.04
Interpretation of the Music/Timing			0.80	8.00	8.25	8.00	7.75	8.00	8.25	8.25	8.25	8.25	8.00		8.11	
Judges Total Program Component Score (factored)													31.75			
Deductions:															0.00	

Official Partners:

JUDGES DETAILS PER SKATER

ICE DANCE RHYTHM DANCE

Rank	Name	Nation	Starting Number	Total Segment Score	Total Element Score	Total Program Component Score (factored)							Total Deductions			
5	Evgeniia LOPAREVA / Geoffrey BRISSAUD	FRA	5	69.23	38.69	30.54							0.00			
#	Executed Elements	Info	Base Value	GOE	J1	J2	J3	J4	J5	J6	J7	J8	J9	Ref.	Scores of Panel	
1	SqTwW4+SqTwM4		6.84	1.46	2	2	2	1	2	2	2	2	2		8.30	
2	DiSt2		6.95	1.66	2	2	2	2	2	1	1	2	1		8.61	
3	1MB3+kpYYNY		6.60	0.80	1	1	1	1	1	1	2	1	1		7.40	
4	PStW2+PStM3		7.33	0.96	1	2	1	1	1	1	1	1	1		8.29	
5	RoLi4		5.30	0.79	2	2	2	1	3	2	1	2	1		6.09	
			33.02											38.69		
Program Components			Factor													
Skating Skills			0.80	7.50	7.50	7.75	7.25	7.50	7.75	7.50	7.25	7.50	7.50	7.50		7.50
Transitions			0.80	7.50	7.50	7.50	7.00	7.50	7.75	7.50	7.00	7.00	7.25	7.25		7.39
Performance			0.80	7.75	7.75	8.00	7.25	7.75	8.00	7.75	8.00	7.75	7.25	7.50		7.68
Composition			0.80	8.00	7.50	8.50	7.00	8.00	8.00	8.00	8.00	7.25	7.50		7.75	
Interpretation of the Music/Timing			0.80	7.75	7.75	8.00	7.25	8.50	8.25	8.00	7.50	7.75			7.86	
Judges Total Program Component Score (factored)																30.54
Deductions:																0.00
Rank	Name	Nation	Starting Number	Total Segment Score	Total Element Score	Total Program Component Score (factored)							Total Deductions			
6	Annabelle MOROZOV / Andrei BAGIN	RUS	2	68.45	37.17	31.28							0.00			
#	Executed Elements	Info	Base Value	GOE	J1	J2	J3	J4	J5	J6	J7	J8	J9	Ref.	Scores of Panel	
1	1MB2+kpNYYN		5.85	1.26	2	2	2	1	2	2	1	1	0		7.11	
2	PStW2+PStM2		6.96	1.38	2	1	1	1	1	2	2	2	1		8.34	
3	SqTwW3+SqTwM4		6.47	0.93	1	0	1	0	1	2	2	2	2		7.40	
4	MiSt1		6.45	1.52	2	1	1	1	2	2	1	2	2		7.97	
5	RoLi4		5.30	1.05	2	2	2	1	3	3	2	3	2		6.35	
			31.03											37.17		
Program Components			Factor													
Skating Skills			0.80	7.75	7.50	7.75	7.00	7.50	8.50	7.50	7.75	7.75	7.75			7.64
Transitions			0.80	7.50	7.25	7.75	7.00	7.75	8.25	7.50	7.50	7.50				7.54
Performance			0.80	8.00	7.75	8.00	7.25	8.00	8.50	7.75	8.25	8.00				7.96
Composition			0.80	8.25	7.50	8.25	7.25	8.25	8.50	7.50	8.00	8.00				7.96
Interpretation of the Music/Timing			0.80	8.00	7.75	8.25	7.00	8.00	8.50	7.50	8.25	8.25				8.00
Judges Total Program Component Score (factored)																31.28
Deductions:																0.00
Violation of choreo restrictions			(1 of 10)													

Official Partners:

JUDGES DETAILS PER SKATER

ICE DANCE RHYTHM DANCE

Rank	Name	Nation	Starting Number	Total Segment Score	Total Element Score	Total Program Component Score (factored)							Total Deductions			
7	Juulia TURKKILA / Matthias VERSLUIS	FIN	3	64.62	34.19	30.43							0.00			
#	Executed Elements	Info	Base Value	GOE	J1	J2	J3	J4	J5	J6	J7	J8	J9	Ref.	Scores of Panel	
1	SqTwW3+SqTwM4		6.47	-1.04	-1	-1	-1	-2	-2	-1	-2	-2	-1		5.43	
2	1MB2+kpNYNY		5.85	0.80	1	1	1	1	1	1	1	1	0		6.65	
3	PSiW2+PSiM2		6.96	1.24	2	2	1	1	1	1	1	2	1		8.20	
4	StLi3		4.55	1.11	2	2	2	3	3	3	3	2	2		5.66	
5	MiSt1		6.45	1.80	2	2	1	1	2	2	2	2	2		8.25	
			30.28												34.19	
Program Components			Factor													
Skating Skills			0.80	7.75	7.25	7.50	7.50	7.75	8.25	7.75	7.50	7.50	7.61			
Transitions			0.80	8.00	7.25	7.50	7.25	7.50	7.75	7.50	7.25	7.25	7.43			
Performance			0.80	7.75	7.50	7.75	7.25	7.75	8.25	7.25	7.50	7.75	7.61			
Composition			0.80	8.25	7.50	7.75	7.50	8.00	8.00	7.50	7.75	7.75	7.75			
Interpretation of the Music/Timing			0.80	7.75	7.75	7.50	7.25	7.50	8.00	7.25	7.75	8.00	7.64			
Judges Total Program Component Score (factored)														30.43		
Deductions:														0.00		
Rank	Name	Nation	Starting Number	Total Segment Score	Total Element Score	Total Program Component Score (factored)							Total Deductions			
8	Allison REED / Saulius AMBRULEVICIUS	LTU	7	64.43	34.38	32.05							-2.00			
#	Executed Elements	Info	Base Value	GOE	J1	J2	J3	J4	J5	J6	J7	J8	J9	Ref.	Scores of Panel	
1	MiSt1		6.45	1.94	2	2	2	2	2	2	2	2	3		8.39	
2	SqTwW4+SqTwM4		6.84	1.56	2	2	2	1	1	3	3	2	3		8.40	
3	1MB2+kpYYNN		5.85	1.61	2	2	2	2	1	2	2	2	2		7.46	
4	PSiW2+PSiM2	F	6.96	-3.18	-4	-3	-2	-4	-3	-3	-3	-3	-5		3.78	
5	RoLi4		5.30	1.05	2	3	2	3	2	3	2	2	2		6.35	
			31.40												34.38	
Program Components			Factor													
Skating Skills			0.80	8.00	7.75	8.00	7.50	7.75	8.25	8.25	8.00	8.00	7.96			
Transitions			0.80	8.25	7.25	8.25	7.25	8.00	8.00	8.25	7.75	8.00	7.93			
Performance			0.80	7.75	7.75	7.75	7.25	7.75	8.00	8.00	7.75	8.00	7.82			
Composition			0.80	8.25	7.75	8.50	7.75	8.25	8.25	8.50	8.25	8.25	8.21			
Interpretation of the Music/Timing			0.80	8.25	8.00	8.25	7.50	8.00	8.25	8.25	8.00	8.25	8.14			
Judges Total Program Component Score (factored)														32.05		
Deductions:			Falls	-2.00	(2)											-2.00

F Fall

Official Partners:

JUDGES DETAILS PER SKATER

ICE DANCE RHYTHM DANCE

Rank	Name	Nation	Starting Number	Total Segment Score	Total Element Score	Total Program Component Score (factored)							Total Deductions				
9	Loicia DEMOUGEOT / Theo le MERCIER	FRA	4	63.95	35.23	28.72							0.00				
#	Executed Elements	Info	Base Value	GOE	J1	J2	J3	J4	J5	J6	J7	J8	J9	Ref.	Scores of Panel		
1	SILi4		5.30	1.05	3	1	2	2	3	3	2	2	2		6.35		
2	1MB1+kpNNNY		5.35	0.11	1	0	0	0	0	0	1	0	0		5.46		
3	PSIW1+PSIM3		7.08	0.55	1	0	0	1	0	0	1	1	1		7.63		
4	SqTwW4+SqTwM4		6.84	1.25	2	1	1	2	2	2	2	1	2		8.09		
5	MiSt1		6.45	1.25	1	0	1	2	2	1	1	2	1		7.70		
			31.02												35.23		
Program Components			Factor														
Skating Skills			0.80	7.00	6.25	7.25	7.00	7.00	7.25	6.75	6.75	7.50	7.00	7.00		7.00	
Transitions			0.80	7.00	6.25	7.25	7.00	7.25	7.00	6.75	6.75	7.25	7.25	7.25		7.00	
Performance			0.80	7.25	6.50	7.50	7.25	7.75	7.00	7.50	7.00	7.50	7.00	7.50		7.29	
Composition			0.80	7.25	6.50	7.50	7.25	7.50	7.25	7.25	7.25	7.25	7.25	7.25		7.29	
Interpretation of the Music/Timing			0.80	7.25	6.75	7.50	7.25	7.50	7.25	7.25	7.25	7.25	7.50		7.32		
Judges Total Program Component Score (factored)														28.72			
Deductions:														0.00			
Rank	Name	Nation	Starting Number	Total Segment Score	Total Element Score	Total Program Component Score (factored)							Total Deductions				
10	Jennifer JANSE van RENSBURG / Benjamin STEFFAN	GER	1	57.14	30.09	28.05							-1.00				
#	Executed Elements	Info	Base Value	GOE	J1	J2	J3	J4	J5	J6	J7	J8	J9	Ref.	Scores of Panel		
1	MiSt2	F	6.95	-3.04	-2	-3	-2	-3	-4	-3	-4	-3	-4		3.91		
2	SqTwW3+SqTwM4		6.47	-0.62	0	0	-1	-1	-2	0	-2	-1	-1		5.85		
3	1MB2+kpNYYY		5.85	0.00	0	0	0	0	0	0	1	0	0		5.85		
4	PSIW3+PSIM3		7.70	0.69	1	0	0	1	0	1	1	1	1		8.39		
5	RoLi4		5.30	0.79	2	1	1	2	2	3	2	1	2		6.09		
			32.27												30.09		
Program Components			Factor														
Skating Skills			0.80	6.75	6.75	6.75	6.75	7.00	7.50	7.00	6.75	7.25	7.00	7.00		6.89	
Transitions			0.80	7.00	6.50	7.25	6.50	7.25	7.25	6.75	7.00	7.00	7.00		6.96		
Performance			0.80	6.75	7.00	6.75	6.75	6.75	7.00	6.50	6.75	6.75	6.75		6.79		
Composition			0.80	7.25	6.75	7.25	7.25	7.50	7.50	7.25	7.25	7.25	7.25		7.29		
Interpretation of the Music/Timing			0.80	7.25	7.00	7.25	7.00	7.25	7.25	7.00	7.00	7.00	7.25		7.14		
Judges Total Program Component Score (factored)														28.05			
Deductions:			Falls	-1.00	(1)												-1.00

F Fall

Official Partners:



RESULTS

ICE DANCE FREE DANCE

Pl.	Name	Nation	Total Segment Score
1	Gabriella PAPADAKIS / Guillaume CIZERON	FRA	132.17
2	Piper GILLES / Paul POIRIER	CAN	121.81
3	Alexandra STEPANOVA / Ivan BUKIN	RUS	120.40
4	Evgeniia LOPAREVA / Geoffrey BRISSAUD	FRA	106.71
5	Juulia TURKKILA / Matthias VERSLUIS	FIN	106.40
6	Allison REED / Saulius AMBRULEVICIUS	LTU	105.40
7	Christina CARREIRA / Anthony PONOMARENKO	USA	105.17
8	Annabelle MOROZOV / Andrei BAGIN	RUS	103.87
9	Jennifer JANSE van RENSBURG / Benjamin STEFFAN	GER	96.95
10	Loicia DEMOUGEOT / Theo le MERCIER	FRA	92.66

Mr. Shawn RETTSTATT, ISU
Referee

Ms. Christine HURTH, ISU
Technical Controller

Official Partners:



JUDGES DETAILS PER SKATER

ICE DANCE FREE DANCE

Rank	Name	Nation	Starting Number	Total Segment Score	Total Element Score	Total Program Component Score (factored)							Total Deductions			
1	Gabriella PAPADAKIS / Guillaume CIZERON	FRA	10	132.17	73.50	58.67							0.00			
#	Executed Elements	Info	Base Value	GOE	J1	J2	J3	J4	J5	J6	J7	J8	J9	Ref.	Scores of Panel	
1	OFStW4+OFStM3		6.47	3.22	5	5	5	4	4	4	5	4	4		9.69	
2	SILi4		5.30	1.96	5	4	4	3	5	4	5	4	4		7.26	
3	SyTwW4+SyTwM3		6.47	1.45	-1	3	1	3	1	2	3	2	2		7.92	
4	DiSt3		7.70	3.59	4	4	4	3	3	3	4	4	4		11.29	
5	CoSp4		6.00	2.49	4	4	4	5	5	4	4	5	5		8.49	
6	ChSt1		1.10	3.79	5	4	5	5	4	4	5	5	4		4.89	
7	CuLi4		5.30	2.22	5	5	4	3	5	5	5	5	5		7.52	
8	ChTw1		1.10	3.08	4	4	3	3	3	4	5	4	4		4.18	
9	RoLi4		5.30	1.83	4	4	3	4	4	4	5	4	4		7.13	
10	ChLi1		1.10	4.03	5	4	5	5	5	4	5	5	5		5.13	
			45.84												73.50	
Program Components			Factor													
Skating Skills			1.20	9.50	9.75	9.75	9.75	9.75	9.75	9.75	9.75	9.50	9.50	9.50		9.68
Transitions			1.20	9.75	9.75	9.75	9.75	9.75	9.75	9.50	9.75	9.50	9.75	9.75		9.71
Performance			1.20	9.50	9.75	9.75	9.75	9.50	9.75	9.75	9.75	9.75	9.75	9.75		9.71
Composition			1.20	10.00	10.00	10.00	9.75	9.75	9.50	10.00	10.00	10.00	10.00		9.93	
Interpretation of the Music/Timing			1.20	9.75	10.00	10.00	9.75	9.75	9.75	10.00	10.00	10.00	9.75		9.86	
Judges Total Program Component Score (factored)															58.67	
Deductions:															0.00	

Rank	Name	Nation	Starting Number	Total Segment Score	Total Element Score	Total Program Component Score (factored)							Total Deductions			
2	Piper GILLES / Paul POIRIER	CAN	9	121.81	66.49	55.32							0.00			
#	Executed Elements	Info	Base Value	GOE	J1	J2	J3	J4	J5	J6	J7	J8	J9	Ref.	Scores of Panel	
1	CoSp4		6.00	1.93	3	3	4	4	4	3	3	4	3		7.93	
2	DiSt2		6.95	3.04	3	4	3	3	4	2	2	4	3		9.99	
3	OFStW3+OFStM2		5.72	2.39	3	3	3	3	4	2	4	3	4		8.11	
4	SyTwW4+SyTwM4		6.84	2.49	3	4	3	3	4	3	3	5	4		9.33	
5	CuLi4+CuLi4		10.60	3.00	4	3	3	3	3	3	4	4	3		13.60	
6	ChSp1		1.10	2.61	3	3	3	3	4	2	4	3	3		3.71	
7	RoLi4		5.30	1.70	3	4	4	4	4	3	3	5	4		7.00	
8	ChSl1		1.10	2.49	3	3	3	3	3	2	3	4	3		3.59	
9	ChLi1		1.10	2.13	2	3	2	3	3	2	2	3	3		3.23	
			44.71												66.49	
Program Components			Factor													
Skating Skills			1.20	9.25	9.25	9.00	9.25	9.25	9.00	9.00	9.50	8.75	8.75	8.75		9.14
Transitions			1.20	9.25	9.00	9.00	9.25	9.00	8.50	8.50	9.25	8.75	8.75	8.75		8.96
Performance			1.20	9.50	9.25	9.25	9.75	9.50	9.00	9.50	9.75	9.25	9.25	9.25		9.43
Composition			1.20	9.25	9.25	9.00	9.50	9.50	9.00	9.00	9.75	9.00	9.00		9.21	
Interpretation of the Music/Timing			1.20	9.25	9.50	9.25	9.50	9.50	9.25	9.00	9.75	9.25	9.25		9.36	
Judges Total Program Component Score (factored)															55.32	
Deductions:															0.00	

Official Partners:



JUDGES DETAILS PER SKATER

ICE DANCE FREE DANCE

Rank	Name	Nation	Starting Number	Total Segment Score	Total Element Score	Total Program Component Score (factored)							Total Deductions			
3	Alexandra STEPANOVA / Ivan BUKIN	RUS	8	120.40	65.33	55.07							0.00			
#	Executed Elements	Info	Base Value	GOE	J1	J2	J3	J4	J5	J6	J7	J8	J9	Ref.	Scores of Panel	
1	CoSp4		6.00	1.85	3	3	4	3	3	4	3	3	4		7.85	
2	SyTwW4+SyTwM4		6.84	2.28	3	3	4	3	3	4	3	3	3		9.12	
3	DiSt2		6.95	2.90	3	3	3	3	3	3	3	3	3		9.85	
4	RoLi4		5.30	1.57	3	3	4	3	4	4	3	4	3		6.87	
5	CuLi4		5.30	1.57	4	3	4	4	3	3	4	3	3		6.87	
6	OFSW1+OFSM1		4.84	2.18	2	3	2	3	4	3	4	3	3		7.02	
7	ChTw1		1.10	2.73	3	3	3	3	3	4	4	3	4		3.83	
8	SILi4		5.30	1.44	3	3	2	3	4	4	3	2	4		6.74	
9	ChSl1		1.10	2.37	3	2	2	1	3	4	4	3	3		3.47	
10	ChSt1		1.10	2.61	3	3	3	3	4	3	4	3	3		3.71	
			43.83												65.33	
Program Components			Factor													
Skating Skills			1.20	9.25	9.00	9.00	9.25	9.00	9.50	9.25	9.00	9.25	9.00	9.25		9.14
Transitions			1.20	9.00	8.75	9.00	9.00	9.00	9.25	9.00	9.00	9.00	9.00	9.00		9.00
Performance			1.20	9.25	9.25	9.25	9.25	9.25	9.75	9.25	9.25	9.25	9.25	9.25		9.25
Composition			1.20	9.00	9.00	9.25	9.00	9.25	9.50	9.25	9.50	9.25	9.50	9.50		9.25
Interpretation of the Music/Timing			1.20	9.25	9.00	9.25	9.00	9.00	9.50	9.50	9.25	9.50	9.25		9.25	
Judges Total Program Component Score (factored)														55.07		
Deductions:															0.00	
Rank	Name	Nation	Starting Number	Total Segment Score	Total Element Score	Total Program Component Score (factored)							Total Deductions			
4	Evgeniia LOPAREVA / Geoffrey BRISSAUD	FRA	6	106.71	59.18	47.53							0.00			
#	Executed Elements	Info	Base Value	GOE	J1	J2	J3	J4	J5	J6	J7	J8	J9	Ref.	Scores of Panel	
1	SyTwW4+SyTwM4		6.84	1.67	2	2	2	2	2	3	3	2	3		8.51	
2	CuLi4		5.30	1.05	2	2	2	3	2	3	3	2	2		6.35	
3	CoSp4		6.00	0.89	1	2	2	2	2	3	1	1	1		6.89	
4	SeSt2		6.95	1.66	2	2	2	1	1	2	2	1	2		8.61	
5	ChSl1		1.10	1.78	2	2	2	2	2	3	3	1	2		2.88	
6	StLi4		5.30	0.98	2	2	2	2	2	3	1	2	3		6.28	
7	OFSW3+OFSM3		6.10	1.14	1	2	2	1	2	2	3	1	1		7.24	
8	ChSt1		1.10	1.78	2	3	3	2	1	2	2	2	2		2.88	
9	RoLi4		5.30	1.24	2	3	3	3	2	3	3	2	3		6.54	
10	ChLi1		1.10	1.90	2	3	2	2	2	3	3	1	2		3.00	
			45.09												59.18	
Program Components			Factor													
Skating Skills			1.20	7.50	8.00	7.75	7.75	7.75	8.25	7.50	7.50	7.75	7.75	7.75		7.71
Transitions			1.20	7.75	8.00	7.75	7.75	8.00	8.00	7.50	7.25	7.50	7.50	7.50		7.75
Performance			1.20	7.75	8.25	8.00	8.25	8.25	8.50	7.75	7.75	8.00	8.00	8.00		8.04
Composition			1.20	8.25	8.00	8.00	8.00	8.50	8.50	8.00	7.75	7.75	7.75	7.75		8.07
Interpretation of the Music/Timing			1.20	8.00	8.25	8.00	8.00	8.25	8.50	8.00	7.75	7.75	7.75	7.75		8.04
Judges Total Program Component Score (factored)														47.53		
Deductions:															0.00	

Official Partners:

JUDGES DETAILS PER SKATER

ICE DANCE FREE DANCE

Rank	Name	Nation	Starting Number	Total Segment Score	Total Element Score	Total Program Component Score (factored)							Total Deductions			
5	Juulia TURKKILA / Matthias VERSLUIS	FIN	4	106.40	58.48	47.92							0.00			
#	Executed Elements	Info	Base Value	GOE	J1	J2	J3	J4	J5	J6	J7	J8	J9	Ref.	Scores of Panel	
1	StaLi4+RoLi4		10.60	2.74	3	2	3	5	3	3	3	3	3		13.34	
2	SyTwW4+SyTwM4		6.84	1.14	2	1	1	2	1	2	2	1	2		7.98	
3	OFStW2+OFStM2		5.34	1.14	2	1	1	2	2	1	2	1	2		6.48	
4	SILi4		5.30	0.98	2	2	2	4	2	2	3	2	2		6.28	
5	MiSt2		6.95	1.80	2	2	1	3	2	1	2	2	2		8.75	
6	CoSp3		5.25	1.29	2	2	2	3	2	2	3	3	2		6.54	
7	ChLi1		1.10	1.66	2	2	1	3	1	2	3	2	2		2.76	
8	ChSt1		1.10	1.78	2	1	2	3	3	2	3	2	1		2.88	
9	ChSl1		1.10	2.37	3	2	4	4	3	2	4	2	2		3.47	
			43.58												58.48	
Program Components			Factor													
Skating Skills			1.20	8.00	7.75	7.50	9.00	8.25	7.75	7.75	7.75	7.75	7.75	7.75		7.86
Transitions			1.20	7.75	7.75	7.50	8.50	8.25	7.50	7.50	7.50	7.50	7.50	7.50		7.68
Performance			1.20	8.25	8.00	7.75	8.75	8.50	8.00	8.25	8.00	8.00	8.00	8.00		8.14
Composition			1.20	8.25	7.75	7.75	9.00	8.50	8.00	8.50	8.00	7.75	7.75	7.75		8.11
Interpretation of the Music/Timing			1.20	8.00	8.00	8.00	8.75	8.50	8.25	8.25	8.00	7.75	7.75	7.75		8.14
Judges Total Program Component Score (factored)																47.92
Deductions:															0.00	

Rank	Name	Nation	Starting Number	Total Segment Score	Total Element Score	Total Program Component Score (factored)							Total Deductions			
6	Allison REED / Saulius AMBRULEVICIUS	LTU	3	105.40	56.77	48.63							0.00			
#	Executed Elements	Info	Base Value	GOE	J1	J2	J3	J4	J5	J6	J7	J8	J9	Ref.	Scores of Panel	
1	SyTwW4+SyTwM3		6.47	0.31	-1	1	0	1	0	1	1	-1	2		6.78	
2	OFStW2+OFStM2		5.34	1.46	2	2	2	2	2	1	3	1	3		6.80	
3	ChSp1		1.10	1.66	1	1	3	2	3	1	3	2	2		2.76	
4	SILi4		5.30	1.18	2	2	3	3	3	2	3	2	3		6.48	
5	DiSt1		6.45	1.94	2	2	2	2	2	2	2	1	2		8.39	
6	RoLi4		5.30	1.50	2	2	4	4	3	3	4	3	4		6.80	
7	CoSp4		6.00	0.89	2	2	1	1	1	2	1	2	2		6.89	
8	CuLi4		5.30	1.05	2	2	3	3	2	2	3	1	2		6.35	
9	ChSt1		1.10	1.90	1	2	3	3	2	2	2	2	3		3.00	
10	ChSl1		1.10	1.42	1	2	2	3	1	1	2	1	3		2.52	
			43.46												56.77	
Program Components			Factor													
Skating Skills			1.20	8.00	8.00	8.00	8.00	8.25	8.00	8.25	7.50	8.25	8.25	8.00		8.07
Transitions			1.20	7.75	7.75	8.00	8.00	8.00	7.75	8.00	7.50	8.00	7.50	8.00		7.89
Performance			1.20	7.75	8.25	8.00	8.25	8.25	8.00	8.50	7.75	8.25	8.25	8.50		8.11
Composition			1.20	8.25	8.00	8.25	8.25	8.00	8.25	8.50	8.25	8.50	8.25	8.50		8.25
Interpretation of the Music/Timing			1.20	8.25	8.00	8.50	8.25	8.00	8.00	8.50	8.00	8.50	8.00	8.50		8.21
Judges Total Program Component Score (factored)																48.63
Deductions:															0.00	

Official Partners:

JUDGES DETAILS PER SKATER

ICE DANCE FREE DANCE

Rank	Name	Nation	Starting Number	Total Segment Score	Total Element Score	Total Program Component Score (factored)							Total Deductions			
7	Christina CARREIRA / Anthony PONOMARENKO	USA	7	105.17	57.69	48.48							-1.00			
#	Executed Elements	Info	Base Value	GOE	J1	J2	J3	J4	J5	J6	J7	J8	J9	Ref.	Scores of Panel	
1	CoSp4		6.00	1.13	1	3	2	2	2	2	1	2	3		7.13	
2	SyTwW4+SyTwM3		6.47	0.72	1	2	1	1	0	2	1	1	0		7.19	
3	OFStW2+OFStM2		5.34	1.14	1	2	2	2	2	1	1	1	2		6.48	
4	SILi4+RoLi4		10.60	2.48	3	2	3	3	2	3	3	2	3		13.08	
5	CiSt2		6.95	1.94	2	2	2	2	1	2	2	2	2		8.89	
6	StaLi4		5.30	0.98	2	3	2	2	2	2	3	2	2		6.28	
7	ChSp1		1.10	1.54	1	2	3	2	2	1	3	2	1		2.64	
8	ChSt1		1.10	2.02	2	3	4	3	2	2	3	2	1		3.12	
9	ChLi1		1.10	1.78	2	2	2	3	2	2	3	1	2		2.88	
			43.96												57.69	
Program Components			Factor													
Skating Skills			1.20	8.00	8.25	8.00	8.25	8.00	8.00	8.00	8.00	7.50	7.75			8.00
Transitions			1.20	7.75	8.00	7.75	8.00	8.00	8.00	8.00	8.25	7.75	7.50			7.89
Performance			1.20	8.25	8.25	8.25	8.25	7.75	8.25	8.25	8.00	7.75				8.14
Composition			1.20	8.25	8.25	8.00	8.50	8.00	8.50	8.00	8.25	7.75				8.18
Interpretation of the Music/Timing			1.20	8.50	8.25	8.25	8.00	8.00	8.25	8.25	8.25	7.50				8.18
Judges Total Program Component Score (factored)																48.48
Deductions:			Extended lifts										-1.00	-1.00		

Rank	Name	Nation	Starting Number	Total Segment Score	Total Element Score	Total Program Component Score (factored)							Total Deductions			
8	Annabelle MOROZOV / Andrei BAGIN	RUS	5	103.87	56.09	47.78							0.00			
#	Executed Elements	Info	Base Value	GOE	J1	J2	J3	J4	J5	J6	J7	J8	J9	Ref.	Scores of Panel	
1	StaLi3		4.55	1.18	3	2	3	1	3	3	4	2	2		5.73	
2	DiSt2		6.95	1.39	2	1	2	1	1	2	1	2	1		8.34	
3	SyTwW3+SyTwM4		6.47	1.46	2	2	2	1	2	2	3	1	3		7.93	
4	OFStW2+OFStM2		5.34	1.35	2	2	2	2	1	2	3	1	2		6.69	
5	SILi4+RoLi4		10.60	2.48	3	3	2	2	3	3	3	2	3		13.08	
6	CoSp4		6.00	0.40	1	1	1	0	0	2	0	1	1		6.40	
7	ChSt1		1.10	1.42	2	1	3	1	1	2	2	2	2		2.52	
8	ChLi1		1.10	2.25	3	2	4	2	3	3	3	2	3		3.35	
9	ChSl1		1.10	0.95	2	3	3	0	0	1	1	0	1		2.05	
			43.21												56.09	
Program Components			Factor													
Skating Skills			1.20	8.25	7.75	7.75	7.00	8.00	8.25	7.75	7.50	7.75				7.82
Transitions			1.20	7.75	7.75	7.75	7.00	7.75	8.00	7.75	7.75	7.50				7.71
Performance			1.20	8.25	8.25	8.00	7.50	8.25	8.25	8.00	8.00	8.00				8.11
Composition			1.20	8.00	8.00	8.00	7.50	8.00	8.25	8.25	8.00	8.00				8.04
Interpretation of the Music/Timing			1.20	8.25	8.00	8.25	7.25	8.25	8.00	8.25	8.25	8.00				8.14
Judges Total Program Component Score (factored)																47.78
Deductions:													0.00	0.00		


Official Partners:

JUDGES DETAILS PER SKATER

ICE DANCE FREE DANCE

Rank	Name	Nation	Starting Number	Total Segment Score	Total Element Score	Total Program Component Score (factored)							Total Deductions			
9	Jennifer JANSE van RENSBURG / Benjamin STEFFAN	GER	1	96.95	53.40	43.55							0.00			
#	Executed Elements	Info	Base Value	GOE	J1	J2	J3	J4	J5	J6	J7	J8	J9	Ref.	Scores of Panel	
1	OFStW2+OFStM3		5.72	0.62	1	0	0	1	2	1	1	1	1		6.34	
2	ChSp1		1.10	0.02	1	0	0	-2	0	-1	-2	0	1		1.12	
3	SyTwW4+SyTwM4		6.84	1.04	1	1	1	2	3	1	2	1	2		7.88	
4	RoLi4		5.30	0.98	2	1	1	3	2	3	3	2	2		6.28	
5	DiSt3		7.70	0.97	1	1	0	2	1	1	1	1	1		8.67	
6	CoSp4		6.00	0.24	1	0	0	1	1	0	0	1	0		6.24	
7	SILi4+CuLi4		10.60	1.58	2	0	1	3	2	1	2	2	2		12.18	
8	ChSt1		1.10	1.19	1	1	1	2	3	1	2	1	2		2.29	
9	ChLi1		1.10	1.30	2	1	1	3	2	1	1	2	2		2.40	
			45.46												53.40	
Program Components			Factor													
Skating Skills			1.20	7.00	6.75	6.75	7.25	7.50	7.25	7.25	7.25	7.25	7.50			7.18
Transitions			1.20	7.25	6.50	6.50	7.25	7.25	7.00	7.25	7.25	7.25	7.25			7.11
Performance			1.20	7.25	6.75	6.75	7.50	7.50	7.25	7.50	7.25	7.50	7.50			7.29
Composition			1.20	7.50	6.50	6.75	7.75	7.75	7.25	7.50	7.50	7.50	7.50			7.39
Interpretation of the Music/Timing			1.20	7.25	6.75	7.00	7.25	7.50	7.25	7.50	7.50	7.50	7.75			7.32
Judges Total Program Component Score (factored)															43.55	
Deductions:															0.00	
Rank	Name	Nation	Starting Number	Total Segment Score	Total Element Score	Total Program Component Score (factored)							Total Deductions			
10	Loicia DEMOUGEOT / Theo le MERCIER	FRA	2	92.66	50.84	42.82							-1.00			
#	Executed Elements	Info	Base Value	GOE	J1	J2	J3	J4	J5	J6	J7	J8	J9	Ref.	Scores of Panel	
1	SyTwW4+SyTwM4		6.84	1.14	1	0	1	2	2	1	2	2	2		7.98	
2	OFStW1+OFStM2		5.09	0.41	1	0	0	1	2	0	0	1	1		5.50	
3	ChSp1		1.10	0.24	0	0	1	0	1	0	1	0	0		1.34	
4	CoSp4		6.00	0.56	1	1	1	1	2	1	1	1	1		6.56	
5	RoLi4		5.30	0.66	2	1	2	0	1	2	1	2	1		5.96	
6	CiSt2		6.95	0.83	1	1	0	0	1	1	1	1	2		7.78	
7	SILi4+StaLi4		10.60	0.66	1	0	1	0	1	1	-1	1	1		11.26	
8	ChSt1		1.10	1.07	1	1	1	1	2	2	1	2	1		2.17	
9	ChTw1		1.10	1.19	2	2	1	1	2	1	1	1	2		2.29	
			44.08												50.84	
Program Components			Factor													
Skating Skills			1.20	7.25	7.25	6.75	6.75	7.25	7.00	6.75	7.00	7.50				7.04
Transitions			1.20	7.00	7.00	6.50	7.00	7.25	6.75	6.50	6.75	7.25				6.89
Performance			1.20	7.25	7.25	7.00	7.00	7.50	7.00	7.00	7.25	7.25	7.25			7.14
Composition			1.20	7.25	7.25	7.00	7.25	7.25	7.25	7.50	7.25	7.50	7.50			7.29
Interpretation of the Music/Timing			1.20	7.25	7.50	7.25	7.00	7.50	7.00	7.50	7.00	7.50	7.25			7.32
Judges Total Program Component Score (factored)															42.82	
Deductions:			Extended lifts	-1.00											-1.00	

Official Partners:





MEN

Patinoire PoleSud	19.11.2021	16:45	Short Program
	20.11.2021	17:00	Free Skating


Size of Skating Arena:	30m*60m
Ice Conditions:	very good
Number of Entries:	12
Number of Participants:	12

Entry Withdrawn:

Short Program		
Duration:	2:40 +/- 10 seconds	
Segment Factor:	1.00	
Program Component Factors:	Skating Skills	1.00
	Transitions	1.00
	Performance	1.00
	Composition	1.00
	Interpretation of the Music	1.00

Free Skating		
Duration:	4:00 +/- 10 seconds	
Segment Factor:	1.00	
Program Component Factors:	Skating Skills	2.00
	Transitions	2.00
	Performance	2.00
	Composition	2.00
	Interpretation of the Music	2.00

Official Partners:



RESULTS

MEN

Pl.	Name	Nation	Total Score	SP	FS
1	Yuma KAGIYAMA	JPN	286.41	1	1
2	Shun SATO	JPN	264.99	4	3
3	Jason BROWN	USA	264.20	3	4
4	Deniss VASILJEVS	LAT	254.48	2	7
5	Dmitri ALIEV	RUS	253.56	5	5
6	Keegan MESSING	CAN	253.06	6	6
7	Andrei MOZALEV	RUS	248.54	9	2
8	Adam SIAO HIM FA	FRA	243.29	7	9
9	Kevin AYMOZ	FRA	228.08	12	8
10	Artur DANIELIAN	RUS	221.50	8	11
11	Romain PONSART	FRA	212.27	10	10
12	Gabriele FRANGIPANI	ITA	184.27	11	12

Mr. Philippe MERIGUET, ISU
Referee

Ms. Emilie BILLOW, ISU
Technical Controller

printed: 20.11.2021 18:52

Legend:	FS Free Skating	SP Short Program
----------------	------------------------	-------------------------

Official Partners:





PANEL OF JUDGES

MEN

Officials

Technical Controller	Ms. Emilie BILLOW	ISU
Technical Specialist	Mr. Kelly CRUICKSHANK	ISU
Assistant Technical Specialist	Ms. Ivana JAKUPCEVIC MARINKOVIC	ISU

Judges

Referee	Mr. Philippe MERIGUET	ISU
Judge No. 1	Ms. Agita ABELE	LAT
Judge No. 2	Ms. Yuko OGAWA	JPN
Judge No. 3	Ms. Cynthia BENSON	CAN
Judge No. 4	Ms. Miriam PALANGE	ITA
Judge No. 5	Ms. Tanay OZKAN SILAOGLU	TUR
Judge No. 6	Ms. Elena FOMINA	RUS
Judge No. 7	Mr. Anthony LEROY	FRA
Judge No. 8	Mr. Roger GLENN	USA
Judge No. 9	Mr. Daniel DELFA	ESP

Data/Replay Operator

Data Operator	Mr. Dzianis SAROKIN	ISU
Replay Operator	Mr. Michael WALDVOGEL	ISU

Official Partners:





RESULTS


MEN SHORT PROGRAM

Pl.	Name	Nation	Total Segment Score
1	Yuma KAGIYAMA	JPN	100.64
2	Deniss VASILJEVS	LAT	89.76
3	Jason BROWN	USA	89.39
4	Shun SATO	JPN	87.82
5	Dmitri ALIEV	RUS	85.05
6	Keegan MESSING	CAN	85.03
7	Adam SIAO HIM FA	FRA	84.47
8	Artur DANIELIAN	RUS	76.81
9	Andrei MOZALEV	RUS	68.77
10	Romain PONSART	FRA	66.38
11	Gabriele FRANGIPANI	ITA	66.33
12	Kevin AYMOZ	FRA	63.98

Mr. Philippe MERIGUET, ISU
Referee

Ms. Emilie BILLOW, ISU
Technical Controller

Official Partners:





JUDGES DETAILS PER SKATER
MEN SHORT PROGRAM

Rank	Name	Nation	Starting Number	Total Segment Score	Total Element Score	Total Program Component Score (factored)							Total Deductions			
1	Yuma KAGIYAMA	JPN	12	100.64	55.42	45.22							0.00			
#	Executed Elements	Info	Base Value	GOE	J1	J2	J3	J4	J5	J6	J7	J8	J9	Ref.	Scores of Panel	
1	4S+3T		13.90	2.91	2	3	4	4	2	3	4	3	2		16.81	
2	4T		9.50	3.66	3	4	4	5	3	3	4	5	4		13.16	
3	CCSp4		3.20	1.19	4	4	4	4	3	4	3	4	2		4.39	
4	3A	x	8.80	-1.49	-1	-2	-1	1	-2	-2	-3	-3	-2		7.31	
5	FSSp4		3.00	0.81	3	2	4	2	4	2	3	3	2		3.81	
6	StSq4		3.90	1.39	3	3	4	4	3	4	4	4	3		5.29	
7	CCoSp4		3.50	1.15	3	3	4	3	3	3	4	4	2		4.65	
			45.80												55.42	
Program Components			Factor													
Skating Skills			1.00	8.75	9.25	9.50	9.50	9.00	8.75	9.00	9.50	8.50				9.11
Transitions			1.00	8.75	9.00	9.50	8.75	9.25	8.50	9.00	9.00	8.25				8.89
Performance			1.00	9.25	9.25	9.00	9.50	9.00	8.50	9.00	9.25	8.00				9.04
Composition			1.00	9.00	9.25	9.50	9.25	9.25	8.75	9.50	9.00	8.50				9.14
Interpretation of the Music			1.00	8.75	9.00	9.25	9.25	9.25	8.50	9.25	9.25	8.00				9.04
Judges Total Program Component Score (factored)																45.22
Deductions:															0.00	

x Credit for highlight distribution, base value multiplied by 1.1

Rank	Name	Nation	Starting Number	Total Segment Score	Total Element Score	Total Program Component Score (factored)							Total Deductions			
2	Deniss VASILJEVS	LAT	8	89.76	46.86	42.90							0.00			
#	Executed Elements	Info	Base Value	GOE	J1	J2	J3	J4	J5	J6	J7	J8	J9	Ref.	Scores of Panel	
1	3F+3T		9.50	1.59	2	3	3	4	4	2	3	3	3		11.09	
2	3A		8.00	1.71	2	0	2	3	3	2	3	1	2		9.71	
3	CCSp4		3.20	0.73	2	2	2	3	2	2	3	3	2		3.93	
4	FSSp4		3.00	0.73	2	1	2	3	3	3	2	2	3		3.73	
5	3Lz	x	6.49	1.85	3	3	4	4	3	3	3	3	3		8.34	
6	CCoSp4		3.50	1.10	3	3	4	4	3	3	3	3	3		4.60	
7	StSq4		3.90	1.56	5	3	3	5	3	4	4	4	5		5.46	
			37.59												46.86	
Program Components			Factor													
Skating Skills			1.00	8.50	8.25	8.25	8.75	8.50	8.50	8.75	8.50	8.50				8.50
Transitions			1.00	8.25	7.75	8.50	8.50	8.50	8.25	8.50	8.25	8.25				8.36
Performance			1.00	8.25	8.25	8.00	9.00	9.00	8.50	8.75	8.75	8.50				8.57
Composition			1.00	8.50	8.50	8.50	9.25	9.00	8.50	8.50	8.75	9.00				8.68
Interpretation of the Music			1.00	8.50	8.50	8.25	9.50	9.25	8.75	8.75	8.75	9.00				8.79
Judges Total Program Component Score (factored)																42.90
Deductions:															0.00	

x Credit for highlight distribution, base value multiplied by 1.1

Official Partners:



JUDGES DETAILS PER SKATER

MEN SHORT PROGRAM

Rank	Name	Nation	Starting Number	Total Segment Score	Total Element Score	Total Program Component Score (factored)							Total Deductions			
3	Jason BROWN	USA	11	89.39	43.07	46.32							0.00			
#	Executed Elements	Info	Base Value	GOE	J1	J2	J3	J4	J5	J6	J7	J8	J9	Ref.	Scores of Panel	
1	3F		5.30	2.27	4	5	4	5	4	3	4	5	4		7.57	
2	3Aq	q	8.00	-2.51	-3	-4	-3	-2	-3	-4	-3	-3	-3		5.49	
3	FSSp2		2.30	0.10	-1	-1	1	-1	0	2	3	2	0		2.40	
4	3Lz+3T	x	11.11	1.94	3	3	3	4	4	2	3	4	3		13.05	
5	StSq4		3.90	1.84	5	4	5	5	4	4	5	5	5		5.74	
6	CCoSp4		3.50	1.40	3	4	5	5	4	4	4	3	4		4.90	
7	CCSp3		2.80	1.12	3	4	4	5	3	4	5	5	1		3.92	
			36.91												43.07	
Program Components			Factor													
Skating Skills			1.00	9.00	9.00	8.75	9.50	9.50	8.75	9.50	9.25	9.00			9.14	
Transitions			1.00	8.75	9.00	9.25	9.75	9.50	8.50	9.25	9.75	9.00			9.21	
Performance			1.00	8.75	8.75	9.50	9.00	9.25	8.75	9.50	9.50	9.00			9.11	
Composition			1.00	9.00	9.25	9.50	9.75	9.75	9.00	9.50	9.75	9.75			9.50	
Interpretation of the Music			1.00	9.25	9.00	9.25	9.50	9.50	8.75	9.50	9.50	9.50			9.36	
Judges Total Program Component Score (factored)																46.32

Deductions:

q Jump landed on the quarter x Credit for highlight distribution, base value multiplied by 1.1

0.00

Rank	Name	Nation	Starting Number	Total Segment Score	Total Element Score	Total Program Component Score (factored)							Total Deductions			
4	Shun SATO	JPN	6	87.82	48.14	39.68							0.00			
#	Executed Elements	Info	Base Value	GOE	J1	J2	J3	J4	J5	J6	J7	J8	J9	Ref.	Scores of Panel	
1	3Lz!	!	5.90	-0.34	-1	0	1	0	-2	-1	1	-1	-2		5.56	
2	4T+3T		13.70	2.17	2	2	3	4	2	2	3	2	2		15.87	
3	CSSp4		3.00	0.73	2	2	3	3	2	2	3	3	2		3.73	
4	FCSp4		3.20	0.46	1	2	3	0	2	1	2	2	0		3.66	
5	3A	x	8.80	2.06	2	2	3	3	3	2	3	3	2		10.86	
6	StSq3		3.30	0.66	2	2	2	2	1	3	3	2	1		3.96	
7	CCoSp4		3.50	1.00	3	2	3	3	2	3	3	5	3		4.50	
			41.40												48.14	
Program Components			Factor													
Skating Skills			1.00	7.75	8.25	7.75	8.25	7.75	8.25	8.50	8.25	7.75			8.04	
Transitions			1.00	7.50	8.00	7.50	7.50	7.75	7.75	8.00	8.00	8.00	7.00			7.71
Performance			1.00	8.00	8.25	7.50	8.00	8.25	8.00	8.50	8.25	7.00			8.04	
Composition			1.00	7.75	8.25	7.75	7.75	8.25	8.00	8.25	8.00	7.00			7.96	
Interpretation of the Music			1.00	7.75	8.00	7.75	7.25	8.50	8.25	8.25	8.25	6.75			7.93	
Judges Total Program Component Score (factored)																39.68

Deductions:

! Not clear edge x Credit for highlight distribution, base value multiplied by 1.1

0.00

Official Partners:

JUDGES DETAILS PER SKATER

MEN SHORT PROGRAM

Rank	Name	Nation	Starting Number	Total Segment Score	Total Element Score	Total Program Component Score (factored)							Total Deductions			
5	Dmitri ALIEV	RUS	9	85.05	43.23	41.82							0.00			
#	Executed Elements	Info	Base Value	GOE	J1	J2	J3	J4	J5	J6	J7	J8	J9	Ref.	Scores of Panel	
1	4T+3T		13.70	1.63	1	2	2	2	1	2	1	3	2		15.33	
2	3Lz		5.90	1.85	2	3	3	4	3	3	3	4	3		7.75	
3	FCSp3		2.80	0.40	1	2	1	2	0	2	2	2	0		3.20	
4	2A		3.63	x 0.19	0	1	2	1	0	0	1	1	0		3.82	
5	CSSp4		3.00	0.56	1	2	2	1	2	2	3	2	2		3.56	
6	StSq4		3.90	1.17	2	3	3	3	2	4	2	4	4		5.07	
7	CCoSp4		3.50	1.00	3	3	4	3	2	3	2	3	3		4.50	
			36.43												43.23	
Program Components			Factor													
Skating Skills			1.00	8.25	8.50	8.25	8.25	8.25	8.75	8.25	8.75	8.75	8.75			8.43
Transitions			1.00	8.00	8.00	8.25	8.00	8.00	8.50	8.00	8.50	8.00	8.00			8.11
Performance			1.00	8.25	8.50	8.75	8.50	8.00	8.25	8.25	8.50	8.50				8.39
Composition			1.00	8.50	8.25	8.50	8.00	8.50	8.50	8.25	8.50	8.75	8.75			8.43
Interpretation of the Music			1.00	8.25	8.25	8.50	8.50	8.75	8.50	8.00	8.75	8.50				8.46
Judges Total Program Component Score (factored)														41.82		
Deductions:															0.00	

x Credit for highlight distribution, base value multiplied by 1.1

Rank	Name	Nation	Starting Number	Total Segment Score	Total Element Score	Total Program Component Score (factored)							Total Deductions			
6	Keegan MESSING	CAN	10	85.03	42.11	42.92							0.00			
#	Executed Elements	Info	Base Value	GOE	J1	J2	J3	J4	J5	J6	J7	J8	J9	Ref.	Scores of Panel	
1	4Tq	q	9.50	-3.39	-3	-4	-3	-2	-5	-3	-4	-4	-4		6.11	
2	3A		8.00	2.40	2	3	3	4	4	3	3	3	2		10.40	
3	FCSp4		3.20	1.19	4	3	4	4	3	4	3	4	4		4.39	
4	3Lz+3T		11.11	x -0.25	-1	0	0	0	1	-1	0	-2	-1		10.86	
5	CSSp3		2.60	0.30	0	-1	3	0	1	3	2	0	2		2.90	
6	StSq3		3.30	0.94	3	2	3	4	3	3	3	3	2		4.24	
7	CCoSp2		2.50	0.71	1	3	2	2	4	4	3	5	2		3.21	
			40.21												42.11	
Program Components			Factor													
Skating Skills			1.00	8.50	8.50	8.25	8.75	9.00	8.75	8.75	8.75	8.75	8.50			8.64
Transitions			1.00	8.00	8.25	8.50	9.25	8.50	8.50	8.50	8.50	8.75	8.00			8.43
Performance			1.00	8.25	8.50	8.25	8.75	9.00	8.50	8.75	8.50	7.75				8.50
Composition			1.00	8.00	8.50	8.50	9.25	9.25	8.75	8.75	9.00	8.25				8.71
Interpretation of the Music			1.00	8.25	8.50	8.00	9.00	9.50	8.75	8.75	8.75	8.50				8.64
Judges Total Program Component Score (factored)														42.92		
Deductions:															0.00	

q Jump landed on the quarter x Credit for highlight distribution, base value multiplied by 1.1

Official Partners:



JUDGES DETAILS PER SKATER

MEN SHORT PROGRAM

Rank	Name	Nation	Starting Number	Total Segment Score	Total Element Score	Total Program Component Score (factored)							Total Deductions		
7	Adam SIAO HIM FA	FRA	5	84.47	45.37	40.10							-1.00		
#	Executed Elements	Info	Base Value	GOE	J1	J2	J3	J4	J5	J6	J7	J8	J9	Ref.	Scores of Panel
1	4T+3T		13.70	2.85	3	2	4	4	3	2	3	3	3		16.55
2	3A		8.00	-4.00	-5	-5	-5	-5	-5	-5	-5	-5	-5		4.00
3	CCoSp4		3.50	0.80	2	2	3	1	3	2	2	3	2		4.30
4	4S		10.67	x -2.77	-2	-3	-3	-2	-3	-3	-4	-3	-3		7.90
5	FCSp3		2.80	0.56	2	1	3	2	2	2	2	4	1		3.36
6	StSq4		3.90	1.50	5	3	4	4	3	4	3	4	5		5.40
7	CSSp4		3.00	0.86	2	3	3	3	2	3	3	3	3		3.86
			45.57												45.37
Program Components			Factor												
Skating Skills			1.00	8.00	7.50	8.50	8.00	8.00	8.00	8.00	8.00	8.25	8.00		8.04
Transitions			1.00	7.75	7.25	7.75	7.50	8.25	7.75	7.75	8.50	8.00		7.82	
Performance			1.00	8.25	7.50	8.25	7.75	8.25	7.75	8.00	8.00	7.75		7.96	
Composition			1.00	8.00	7.75	8.00	7.75	8.50	8.00	8.25	8.50	8.50		8.14	
Interpretation of the Music			1.00	8.00	7.50	8.25	8.00	8.50	7.75	8.00	8.75	8.50		8.14	
Judges Total Program Component Score (factored)														40.10	
Deductions:			Falls	-1.00		(1)							-1.00		

x Credit for highlight distribution, base value multiplied by 1.1

Rank	Name	Nation	Starting Number	Total Segment Score	Total Element Score	Total Program Component Score (factored)							Total Deductions		
8	Artur DANIELIAN	RUS	3	76.81	40.20	37.61							-1.00		
#	Executed Elements	Info	Base Value	GOE	J1	J2	J3	J4	J5	J6	J7	J8	J9	Ref.	Scores of Panel
1	4Sq	q	9.70	-0.55	-1	0	-2	1	0	-1	-1	-1	0		9.15
2	3Lz+3T		10.10	1.26	2	2	3	3	2	2	2	2	2		11.36
3	CCSp4		3.20	0.59	1	2	2	1	2	2	2	3	2		3.79
4	FSSp3		2.60	0.56	2	2	3	2	2	1	2	3	2		3.16
5	3A<	<	7.04	x -3.20	-5	-5	-5	-5	-5	-5	-5	-5	-5		3.84
6	StSq4		3.90	0.95	3	2	2	3	2	3	2	3	2		4.85
7	CCoSp4		3.50	0.55	2	1	2	3	2	2	1	1	1		4.05
			40.04												40.20
Program Components			Factor												
Skating Skills			1.00	7.50	7.50	7.50	7.75	7.50	8.00	7.75	8.00	8.00		7.71	
Transitions			1.00	7.25	7.25	7.00	6.50	7.00	7.50	7.50	7.50	7.25		7.25	
Performance			1.00	7.25	7.25	7.25	7.50	7.50	7.75	7.50	7.75	7.00		7.43	
Composition			1.00	7.25	7.50	7.50	7.00	7.75	8.00	7.75	7.75	7.75		7.61	
Interpretation of the Music			1.00	7.50	7.50	7.50	7.00	7.75	8.00	7.50	8.25	7.50		7.61	
Judges Total Program Component Score (factored)														37.61	
Deductions:			Falls	-1.00		(1)							-1.00		

q Jump landed on the quarter x Credit for highlight distribution, base value multiplied by 1.1 < Under-rotated jump

Official Partners:

JUDGES DETAILS PER SKATER

MEN SHORT PROGRAM


Rank	Name	Nation	Starting Number	Total Segment Score	Total Element Score	Total Program Component Score (factored)							Total Deductions		
9	Andrei MOZALEV	RUS	4	68.77	32.55	38.22							-2.00		
#	Executed Elements	Info	Base Value	GOE	J1	J2	J3	J4	J5	J6	J7	J8	J9	Ref.	Scores of Panel
1	4T		9.50	-0.81	-1	-2	-1	1	0	-1	0	-2	-1		8.69
2	4Sq+COMBO	q	9.70	-4.85	-5	-5	-5	-5	-5	-5	-5	-5	-5		4.85
3	FCSp3		2.80	0.56	1	2	3	2	2	2	3	2	0		3.36
4	3Aq	q	8.80	x -4.00	-5	-5	-5	-5	-5	-5	-5	-5	-5		4.80
5	CSSp4		3.00	0.43	1	0	3	1	2	2	2	1	1		3.43
6	StSq2		2.60	0.67	3	3	3	3	2	3	2	1	2		3.27
7	CCoSp4		3.50	0.65	1	2	3	1	2	2	3	2	0		4.15
			39.90												32.55
Program Components			Factor												
Skating Skills			1.00	8.00	7.50	7.75	7.50	8.00	7.75	8.25	7.00	7.25			7.68
Transitions			1.00	7.50	7.75	8.50	8.00	8.00	7.75	7.75	6.50	7.50			7.75
Performance			1.00	7.50	7.25	7.75	7.00	7.50	7.50	8.00	6.00	6.50			7.29
Composition			1.00	8.00	7.50	8.00	7.75	8.25	8.00	8.25	6.50	7.50			7.86
Interpretation of the Music			1.00	7.75	7.25	8.25	7.50	8.50	7.50	8.25	6.75	7.00			7.64
Judges Total Program Component Score (factored)															38.22
Deductions:			Falls	-2.00		(2)									-2.00

q Jump landed on the quarter x Credit for highlight distribution, base value multiplied by 1.1

Rank	Name	Nation	Starting Number	Total Segment Score	Total Element Score	Total Program Component Score (factored)							Total Deductions		
10	Romain PONSART	FRA	1	66.38	32.23	35.15							-1.00		
#	Executed Elements	Info	Base Value	GOE	J1	J2	J3	J4	J5	J6	J7	J8	J9	Ref.	Scores of Panel
1	4T		9.50	-1.76	-2	-2	-2	-1	-1	-2	-2	-2	-3		7.74
2	3A<	<	6.40	-3.20	-5	-5	-5	-5	-5	-5	-5	-5	-5		3.20
3	FCSp4		3.20	0.55	2	2	3	2	1	1	2	1	2		3.75
4	3Lzq+3Tq	q	11.11	x -2.95	-5	-5	-5	-5	-5	-5	-5	-5	-5		8.16
5	StSq3		3.30	0.61	2	2	2	2	1	2	1	2	3		3.91
6	CSSp3		2.60	-0.04	0	-1	1	-2	0	1	1	0	-2		2.56
7	CCoSp3		3.00	-0.09	-1	0	1	0	-2	0	-1	0	0		2.91
			39.11												32.23
Program Components			Factor												
Skating Skills			1.00	7.25	7.00	7.75	7.25	7.25	7.25	7.50	7.25	7.00			7.25
Transitions			1.00	6.75	6.75	7.50	7.00	6.75	6.75	6.75	6.75	6.75			6.79
Performance			1.00	6.75	6.75	7.75	6.50	7.00	6.75	7.00	6.50	6.50			6.75
Composition			1.00	7.00	7.00	7.50	7.50	6.50	7.25	7.50	7.00	7.00			7.18
Interpretation of the Music			1.00	7.00	7.00	7.50	7.00	7.00	7.00	7.25	7.50	7.50			7.18
Judges Total Program Component Score (factored)															35.15
Deductions:			Falls	-1.00		(1)									-1.00

< Under-rotated jump x Credit for highlight distribution, base value multiplied by 1.1 q Jump landed on the quarter

Official Partners:



JUDGES DETAILS PER SKATER

MEN SHORT PROGRAM

Rank	Name	Nation	Starting Number	Total Segment Score	Total Element Score	Total Program Component Score (factored)							Total Deductions			
11	Gabriele FRANGIPANI	ITA	2	66.33	31.72	34.61							0.00			
#	Executed Elements	Info	Base Value	GOE	J1	J2	J3	J4	J5	J6	J7	J8	J9	Ref.	Scores of Panel	
1	3S		4.30	0.68	2	2	2	2	1	1	0	3	1		4.98	
2	3A		8.00	-0.91	-1	-1	-1	-1	-1	-2	-1	-1	-2		7.09	
3	FSSp2		2.30	0.10	1	2	1	1	0	0	-1	-2	1		2.40	
4	3Lz+3T<	<	10.19	x -2.36	-4	-4	-5	-4	-4	-4	-4	-4	-4		7.83	
5	CCoSp3		3.00	0.47	2	1	2	2	1	2	1	2	1		3.47	
6	StSq2		2.60	0.33	2	2	1	2	0	2	1	1	0		2.93	
7	CCSp4		3.20	-0.18	-1	0	0	0	-1	2	-2	-2	0		3.02	
			33.59												31.72	
Program Components			Factor													
Skating Skills			1.00	6.50	6.75	7.25	7.25	7.00	7.50	7.00	6.75	6.50			6.93	
Transitions			1.00	6.25	7.00	6.75	7.50	6.75	7.25	6.75	6.25	6.75			6.79	
Performance			1.00	6.75	7.00	7.25	7.00	6.75	7.00	6.50	6.75			6.89		
Composition			1.00	6.50	7.25	7.00	7.50	7.25	7.25	7.00	6.50	7.00			7.04	
Interpretation of the Music			1.00	6.75	7.00	7.00	7.25	7.25	7.25	6.75	6.75			6.96		
Judges Total Program Component Score (factored)																34.61
Deductions:																0.00

x Credit for highlight distribution, base value multiplied by 1.1 < Under-rotated jump

Rank	Name	Nation	Starting Number	Total Segment Score	Total Element Score	Total Program Component Score (factored)							Total Deductions			
12	Kevin AYMOZ	FRA	7	63.98	26.26	38.72							-1.00			
#	Executed Elements	Info	Base Value	GOE	J1	J2	J3	J4	J5	J6	J7	J8	J9	Ref.	Scores of Panel	
1	2T*	*	0.00	0.00	-	-	-	-	-	-	-	-	-		0.00	
2	4S<<+COMBO	<<	4.30	-2.15	-5	-5	-5	-5	-5	-5	-5	-5	-5		2.15	
3	CCSp2		2.30	-0.03	0	0	0	0	-2	1	0	-1	0		2.27	
4	3A	x	8.80	2.17	3	2	2	3	3	3	2	3	3		10.97	
5	FSSp3		2.60	0.56	1	2	3	2	2	2	2	3	2		3.16	
6	CCoSp3		3.00	0.51	1	1	2	2	1	2	2	3	2		3.51	
7	StSq3		3.30	0.90	3	2	2	3	3	3	3	2	4		4.20	
			24.30												26.26	
Program Components			Factor													
Skating Skills			1.00	7.75	7.75	7.75	7.75	7.75	8.25	8.25	8.25	8.00			7.93	
Transitions			1.00	7.50	7.50	8.50	7.00	8.00	8.00	7.75	7.75	7.75			7.75	
Performance			1.00	7.50	7.50	7.50	6.50	7.25	7.75	7.50	7.50	7.00			7.39	
Composition			1.00	7.75	7.75	7.75	7.50	8.00	8.00	8.25	7.75	8.00			7.86	
Interpretation of the Music			1.00	7.50	7.50	7.75	7.00	8.25	7.75	8.25	8.25	7.50			7.79	
Judges Total Program Component Score (factored)																38.72
Deductions:			Falls	-1.00	(1)											-1.00

* Invalid element << Downgraded jump x Credit for highlight distribution, base value multiplied by 1.1

Official Partners:



RESULTS

MEN FREE SKATING

Pl.	Name	Nation	Total Segment Score
1	Yuma KAGIYAMA	JPN	185.77
2	Andrei MOZALEV	RUS	179.77
3	Shun SATO	JPN	177.17
4	Jason BROWN	USA	174.81
5	Dmitri ALIEV	RUS	168.51
6	Keegan MESSING	CAN	168.03
7	Deniss VASILJEVS	LAT	164.72
8	Kevin AYMOZ	FRA	164.10
9	Adam SIAO HIM FA	FRA	158.82
10	Romain PONSART	FRA	145.89
11	Artur DANIELIAN	RUS	144.69
12	Gabriele FRANGIPANI	ITA	117.94

Mr. Philippe MERIGUET, ISU
Referee

Ms. Emilie BILLOW, ISU
Technical Controller

Official Partners:



JUDGES DETAILS PER SKATER

MEN FREE SKATING

Rank	Name	Nation	Starting Number	Total Segment Score	Total Element Score	Total Program Component Score (factored)	Total Deductions								
1	Yuma KAGIYAMA	JPN	12	185.77	95.57	90.20	0.00								
#	Executed Elements	Info	Base Value	GOE	J1	J2	J3	J4	J5	J6	J7	J8	J9	Ref.	Scores of Panel
1	4S		9.70	3.19	3	3	3	4	3	3	4	3	4		12.89
2	3Lz		5.90	1.77	2	3	4	3	3	2	3	3	4		7.67
3	4T+3T		13.70	3.66	4	4	4	4	4	3	3	5	4		17.36
4	3A+1Eu+3S		12.80	2.51	3	3	3	4	4	3	3	3	3		15.31
5	CSSp4		3.00	0.60	2	3	1	2	2	2	3	2	1		3.60
6	StSq2		2.60	0.89	2	4	3	4	4	3	4	3	3		3.49
7	4T		10.45	x -0.95	-1	-1	-1	-1	1	-1	-1	-1	-1		9.50
8	3F+3Lo		11.22	x -0.30	1	-2	0	0	0	-2	1	-2	-1		10.92
9	1A		1.21	x 0.02	0	0	1	0	1	0	0	0	0		1.23
10	ChSq1		3.00	1.50	3	3	3	3	3	3	3	2	3		4.50
11	CCoSp4		3.50	1.00	3	3	3	2	3	3	3	4	2		4.50
12	FCoSp4		3.50	1.10	4	3	3	3	3	3	3	4	3		4.60
			80.58												95.57
Program Components			Factor												
Skating Skills			2.00	9.25	9.25	9.25	9.50	9.25	9.00	9.00	9.50	9.00	9.00	9.21	
Transitions			2.00	8.75	8.75	9.00	8.50	9.00	8.75	9.00	9.25	8.75	9.00	8.82	
Performance			2.00	9.00	8.75	8.75	9.00	9.25	8.75	9.00	9.00	9.00	8.75	8.89	
Composition			2.00	9.25	9.00	9.00	8.75	9.25	9.00	9.25	9.25	9.25	9.14		
Interpretation of the Music			2.00	9.00	8.75	8.75	9.00	9.50	9.00	9.25	9.50	8.25	9.04		
Judges Total Program Component Score (factored)													90.20		
Deductions:													0.00		

x Credit for highlight distribution, base value multiplied by 1.1

Rank	Name	Nation	Starting Number	Total Segment Score	Total Element Score	Total Program Component Score (factored)	Total Deductions								
2	Andrei MOZALEV	RUS	4	179.77	99.05	80.72	0.00								
#	Executed Elements	Info	Base Value	GOE	J1	J2	J3	J4	J5	J6	J7	J8	J9	Ref.	Scores of Panel
1	4T+3T		13.70	2.71	3	3	2	2	3	3	3	3	3		16.41
2	4S		9.70	2.08	2	2	2	2	3	2	2	3	2		11.78
3	3Lo		4.90	0.84	1	2	1	1	2	2	2	2	2		5.74
4	3A+2T		9.30	1.03	0	2	1	1	2	2	2	0	1		10.33
5	FCSp4		3.20	0.55	1	3	2	1	2	2	2	1	2		3.75
6	ChSq1		3.00	1.07	3	3	0	2	3	2	2	0	3		4.07
7	4T		10.45	x 2.71	2	3	2	3	4	3	3	3	3		13.16
8	3Aq	q	8.80	x -0.69	-2	0	-1	-1	-1	-1	0	-1	-1		8.11
9	3Lz+1Eu+3S		11.77	x 1.26	1	3	2	2	2	2	2	2	4		13.03
10	StSq4		3.90	0.78	2	4	2	1	2	3	1	2	2		4.68
11	CSSp4		3.00	0.69	3	2	3	2	3	2	2	2	2		3.69
12	CCoSp4		3.50	0.80	2	3	2	2	3	2	2	3	2		4.30
			85.22												99.05
Program Components			Factor												
Skating Skills			2.00	8.00	8.50	7.75	7.75	7.75	8.00	8.25	8.00	8.50	8.04		
Transitions			2.00	8.00	8.75	7.25	8.50	7.75	8.25	8.00	7.50	7.75	7.96		
Performance			2.00	8.25	8.50	7.50	7.75	8.50	8.25	8.50	7.50	8.50	8.18		
Composition			2.00	8.25	8.50	7.50	8.00	8.25	8.25	8.25	7.50	8.25	8.11		
Interpretation of the Music			2.00	8.00	8.50	7.25	8.25	8.50	8.50	8.00	7.50	7.75	8.07		
Judges Total Program Component Score (factored)													80.72		
Deductions:													0.00		

x Credit for highlight distribution, base value multiplied by 1.1 q Jump landed on the quarter

Official Partners:



JUDGES DETAILS PER SKATER

MEN FREE SKATING

Rank	Name	Nation	Starting Number	Total Segment Score	Total Element Score	Total Program Component Score (factored)							Total Deductions			
3	Shun SATO	JPN	9	177.17	94.95	82.22							0.00			
#	Executed Elements	Info	Base Value	GOE	J1	J2	J3	J4	J5	J6	J7	J8	J9	Ref.	Scores of Panel	
1	4Lz		11.50	3.78	2	3	4	4	3	3	3	4	3		15.28	
2	4F!	!	11.00	0.47	0	1	1	0	2	0	1	-1	0		11.47	
3	4T+1T		9.90	-0.27	-1	0	0	0	1	-1	-1	0	0		9.63	
4	FCCoSp3		3.00	0.39	1	1	1	0	2	2	2	0	2		3.39	
5	4T		9.50	-2.04	-1	-2	-2	-2	-2	-3	-2	-3	-2		7.46	
6	3A		8.80	x 0.57	1	0	0	1	1	1	1	1	0		9.37	
7	FSSp4		3.00	0.69	2	2	3	2	3	2	2	2	3		3.69	
8	3F!+1Eu+3S	!	11.11	x -0.15	-1	0	1	-1	1	-1	1	-2	-1		10.96	
9	3A+2T		10.23	x 1.03	2	1	1	2	2	1	1	1	1		11.26	
10	StSq3		3.30	0.80	3	2	2	3	3	2	2	3	2		4.10	
11	ChSq1		3.00	1.14	2	2	2	3	3	3	2	2	2		4.14	
12	CCoSp4		3.50	0.70	2	2	2	2	2	2	2	2	3		4.20	
			87.84												94.95	
Program Components			Factor													
Skating Skills			2.00	8.00	8.50	8.25	8.50	8.00	8.50	8.50	8.50	9.00	8.75			8.43
Transitions			2.00	7.75	8.00	8.25	8.25	8.00	7.75	8.00	8.25	8.00				8.04
Performance			2.00	8.25	8.50	8.00	8.50	8.50	8.25	8.00	8.25	7.25				8.25
Composition			2.00	8.00	8.25	8.50	8.50	8.25	8.00	8.25	8.50	8.00				8.25
Interpretation of the Music			2.00	8.00	8.00	8.00	8.25	8.75	8.25	8.00	8.50	7.25				8.14
Judges Total Program Component Score (factored)																82.22
Deductions:															0.00	

! Not clear edge x Credit for highlight distribution, base value multiplied by 1.1

Rank	Name	Nation	Starting Number	Total Segment Score	Total Element Score	Total Program Component Score (factored)							Total Deductions			
4	Jason BROWN	USA	10	174.81	82.09	92.72							0.00			
#	Executed Elements	Info	Base Value	GOE	J1	J2	J3	J4	J5	J6	J7	J8	J9	Ref.	Scores of Panel	
1	4S		9.70	-0.97	-1	0	-4	-1	2	-1	-1	-2	-1		8.73	
2	3A+2T		9.30	1.94	1	2	2	3	3	2	3	3	2		11.24	
3	3Aq	q	8.00	-0.46	-2	0	0	-1	0	-1	0	-2	2		7.54	
4	CCoSp4		3.50	1.25	4	3	5	4	3	3	3	4	4		4.75	
5	2Lo		1.70	0.29	1	3	2	2	2	1	2	1	2		1.99	
6	3F+3T		10.45	x 1.97	3	4	4	3	4	3	4	5	4		12.42	
7	3Lz!+1Eu+1S	!	7.48	x -0.34	-1	0	-1	-1	2	-1	0	-2	0		7.14	
8	ChSq1		3.00	2.50	5	5	5	5	5	5	5	5	5		5.50	
9	3F		5.83	x 1.97	3	5	4	5	3	4	3	3	4		7.80	
10	FCCoSp4		3.50	1.25	3	4	4	4	3	3	3	4	4		4.75	
11	StSq4		3.90	1.67	4	4	4	5	4	4	4	5	5		5.57	
12	CCSp4		3.20	1.46	4	5	3	5	4	5	4	5	5		4.66	
			69.56												82.09	
Program Components			Factor													
Skating Skills			2.00	9.25	9.25	9.00	9.50	9.50	9.25	9.00	9.25	9.50				9.29
Transitions			2.00	9.00	9.00	9.00	9.50	9.25	9.00	8.75	9.00	9.25				9.07
Performance			2.00	9.25	9.25	9.00	9.00	9.75	9.00	9.00	9.25	9.25				9.14
Composition			2.00	9.25	9.50	9.25	9.50	9.50	9.50	9.25	9.50	9.75				9.43
Interpretation of the Music			2.00	9.50	9.50	9.25	9.50	9.75	9.25	9.00	9.50	9.50				9.43
Judges Total Program Component Score (factored)																92.72
Deductions:															0.00	

q Jump landed on the quarter x Credit for highlight distribution, base value multiplied by 1.1 ! Not clear edge

Official Partners:

JUDGES DETAILS PER SKATER

MEN FREE SKATING

Rank	Name	Nation	Starting Number	Total Segment Score	Total Element Score	Total Program Component Score (factored)							Total Deductions			
5	Dmitri ALIEV	RUS	8	168.51	83.93	84.58							0.00			
#	Executed Elements	Info	Base Value	GOE	J1	J2	J3	J4	J5	J6	J7	J8	J9	Ref.	Scores of Panel	
1	3Lz		5.90	1.52	2	3	2	3	3	2	2	3	3		7.42	
2	4T+3T		13.70	2.04	2	2	2	2	3	2	2	3	2		15.74	
3	3A+1Eu+3S		12.80	2.06	3	3	2	2	3	2	2	3	3		14.86	
4	3F		5.30	1.29	3	3	2	3	2	2	2	2	4		6.59	
5	FCSp4		3.20	0.32	0	2	2	1	0	1	1	1	1		3.52	
6	ChSq1		3.00	1.43	3	3	3	2	3	3	2	3	3		4.43	
7	3Aq	q	8.80	x -3.66	-4	-5	-5	-5	-5	-4	-5	-4	-4		5.14	
8	3Lz+2T		7.92	x 1.01	2	2	3	1	2	1	1	2	2		8.93	
9	3Lo		5.39	x 1.05	2	2	3	2	3	2	2	2	2		6.44	
10	StSq2		2.60	0.67	2	3	3	2	1	3	2	4	3		3.27	
11	CSSp4		3.00	0.39	1	2	2	1	1	1	1	2	1		3.39	
12	CCoSp4		3.50	0.70	2	2	3	2	1	2	2	2	2		4.20	
			75.11												83.93	
Program Components			Factor													
Skating Skills			2.00	8.50	8.50	8.25	8.25	8.25	8.50	8.25	8.50	9.00	8.75			8.43
Transitions			2.00	8.25	8.25	8.50	7.75	8.25	8.25	8.25	8.00	9.25	8.25			8.25
Performance			2.00	8.25	8.75	8.25	8.25	8.50	8.50	8.25	9.00	8.50				8.43
Composition			2.00	8.50	8.75	8.50	8.00	8.50	8.50	8.50	9.50	9.00				8.61
Interpretation of the Music			2.00	8.50	8.75	8.50	8.00	8.50	8.75	8.25	9.50	8.75				8.57
Judges Total Program Component Score (factored)															84.58	
Deductions:															0.00	

x Credit for highlight distribution, base value multiplied by 1.1 q Jump landed on the quarter

Rank	Name	Nation	Starting Number	Total Segment Score	Total Element Score	Total Program Component Score (factored)							Total Deductions			
6	Keegan MESSING	CAN	7	168.03	82.75	85.28							0.00			
#	Executed Elements	Info	Base Value	GOE	J1	J2	J3	J4	J5	J6	J7	J8	J9	Ref.	Scores of Panel	
1	4T		9.50	-1.76	-2	-3	-2	-1	-1	-2	-2	-2	-2		7.74	
2	4T+2T		10.80	0.95	0	1	1	1	2	1	2	1	0		11.75	
3	3A+1Eu+2S		9.80	1.03	1	1	2	2	2	0	2	1	0		10.83	
4	3Lo		4.90	0.91	1	1	2	3	2	2	2	2	2		5.81	
5	FSSp4		3.00	1.03	5	3	4	3	3	3	3	5	3		4.03	
6	StSq3		3.30	0.71	2	1	3	3	1	3	2	2	2		4.01	
7	3A		8.80	x 1.83	2	2	3	3	2	2	3	2	2		10.63	
8	3Lz+3T		11.11	x -0.51	-2	-2	0	0	1	-1	0	-2	-1		10.60	
9	FCCoSp3		3.00	0.73	2	2	4	2	3	3	2	1	3		3.73	
10	3Fe	e	4.66	x -0.60	-2	-1	0	-2	-1	-2	-1	-2	-1		4.06	
11	ChSq1		3.00	1.71	3	3	4	3	4	4	3	3	4		4.71	
12	CCoSp4		3.50	1.35	4	4	4	3	4	4	3	4	4		4.85	
			75.37												82.75	
Program Components			Factor													
Skating Skills			2.00	8.50	8.50	8.75	8.75	9.00	8.75	8.75	8.75	8.50	8.50			8.68
Transitions			2.00	8.00	8.25	8.50	8.50	8.50	8.25	8.25	8.25	8.50	8.00			8.32
Performance			2.00	8.50	8.50	8.75	8.50	8.75	8.25	8.75	8.50	8.50				8.57
Composition			2.00	8.25	8.50	8.50	8.75	8.25	8.50	8.50	8.50	8.75				8.50
Interpretation of the Music			2.00	8.25	8.50	8.50	8.75	8.75	8.50	8.75	8.50	8.50				8.57
Judges Total Program Component Score (factored)															85.28	
Deductions:															0.00	

x Credit for highlight distribution, base value multiplied by 1.1 e Wrong edge

Official Partners:



JUDGES DETAILS PER SKATER

MEN FREE SKATING

Rank	Name	Nation	Starting Number	Total Segment Score	Total Element Score	Total Program Component Score (factored)							Total Deductions			
7	Deniss VASILJEVS	LAT	11	164.72	79.14	85.58							0.00			
#	Executed Elements	Info	Base Value	GOE	J1	J2	J3	J4	J5	J6	J7	J8	J9	Ref.	Scores of Panel	
1	4S<<	<<	4.30	-2.15	-5	-5	-5	-5	-5	-5	-5	-5	-5		2.15	
2	3A+2T		9.30	1.14	1	2	2	1	2	1	2	0	1		10.44	
3	3A<	<	6.40	-1.28	-2	-2	-3	-2	-1	-2	-1	-4	-2		5.12	
4	3Lo		4.90	0.98	2	1	2	2	3	2	2	2	2		5.88	
5	StSq4		3.90	1.17	3	3	3	3	3	2	3	3	3		5.07	
6	FSSp4		3.00	0.81	3	2	2	4	2	3	3	3	3		3.81	
7	3F+3T		10.45	x 1.21	2	3	3	2	3	2	3	1	1		11.66	
8	3Lz+1Eu+3S		11.77	x 1.35	2	2	3	2	3	2	3	1	2		13.12	
9	3Lz		6.49	x 1.60	3	2	3	3	2	2	3	3	3		8.09	
10	ChSq1		3.00	1.50	3	4	4	2	3	4	3	2	2		4.50	
11	CCoSp4		3.50	1.15	4	4	4	3	3	3	3	3	3		4.65	
12	FCCoSp4		3.50	1.15	3	5	3	4	3	3	3	2	4		4.65	
			70.51												79.14	
Program Components			Factor													
Skating Skills			2.00	8.50	8.50	8.50	8.75	8.50	8.50	8.50	8.75	8.75	8.75	8.75		8.61
Transitions			2.00	8.50	8.25	8.00	8.00	8.00	8.00	8.25	8.75	8.00	8.75		8.25	
Performance			2.00	8.75	8.50	8.50	8.50	8.75	8.50	8.75	8.50	8.75	8.75		8.61	
Composition			2.00	9.00	8.75	8.25	8.25	8.50	8.50	8.75	8.25	9.25		8.57		
Interpretation of the Music			2.00	9.00	8.75	8.75	8.75	8.75	8.75	8.50	8.50	9.00		8.75		
Judges Total Program Component Score (factored)															85.58	
Deductions:															0.00	

<< Downgraded jump < Under-rotated jump x Credit for highlight distribution, base value multiplied by 1.1

Rank	Name	Nation	Starting Number	Total Segment Score	Total Element Score	Total Program Component Score (factored)							Total Deductions		
8	Kevin AYMOZ	FRA	1	164.10	79.88	84.22							0.00		
#	Executed Elements	Info	Base Value	GOE	J1	J2	J3	J4	J5	J6	J7	J8	J9	Ref.	Scores of Panel
1	4T		9.50	2.17	2	2	3	1	3	2	2	3	2		11.67
2	3T		4.20	1.14	3	3	3	3	2	2	2	4	3		5.34
3	3A+2T		9.30	0.91	1	1	1	0	0	2	2	2	1		10.21
4	3Lo		4.90	1.05	2	2	2	1	2	2	2	3	3		5.95
5	CCSp4		3.20	0.78	3	2	3	2	1	2	2	4	3		3.98
6	3A		8.80	x 2.29	3	3	2	3	1	3	3	3	3		11.09
7	3S+1Eu+3S		10.01	x 1.04	2	3	3	2	2	2	2	3	4		11.05
8	2A		3.63	x 0.80	3	3	3	2	2	2	2	4	2		4.43
9	ChSq1		3.00	1.64	3	4	4	3	3	3	3	3	5		4.64
10	FSSp3		2.60	0.52	2	2	3	2	2	2	2	2	1		3.12
11	CCoSp4		3.50	0.70	2	2	3	2	1	2	2	2	2		4.20
12	StSq3		3.30	0.90	3	3	3	2	1	3	3	2	5		4.20
			65.94												79.88
Program Components			Factor												
Skating Skills			2.00	8.25	8.25	8.25	8.25	7.75	8.50	8.50	8.25	8.75	8.75		8.32
Transitions			2.00	8.00	8.25	8.00	8.50	7.75	8.00	8.50	8.50	8.75	8.75		8.25
Performance			2.00	8.50	8.50	8.25	8.50	8.50	8.50	8.50	8.50	8.75	9.75		8.54
Composition			2.00	8.25	8.50	8.50	8.75	8.00	8.25	8.75	8.25	9.50		8.46	
Interpretation of the Music			2.00	8.25	8.50	8.75	8.25	8.25	8.50	8.75	8.75	9.25		8.54	
Judges Total Program Component Score (factored)															84.22
Deductions:															0.00

x Credit for highlight distribution, base value multiplied by 1.1

Official Partners:



JUDGES DETAILS PER SKATER

MEN FREE SKATING


Rank	Name	Nation	Starting Number	Total Segment Score	Total Element Score	Total Program Component Score (factored)							Total Deductions			
9	Adam SIAO HIM FA	FRA	6	158.82	77.76	81.06							0.00			
#	Executed Elements	Info	Base Value	GOE	J1	J2	J3	J4	J5	J6	J7	J8	J9	Ref.	Scores of Panel	
1	4T		9.50	3.39	4	5	3	3	4	3	3	4	4		12.89	
2	3A		8.00	0.00	0	1	0	0	1	-1	-1	1	-1		8.00	
3	2S		1.30	0.11	1	2	2	0	1	0	1	1	0		1.41	
4	4T+2T		10.80	-1.49	-2	-2	-1	-1	-1	-2	-1	-2	-2		9.31	
5	CSSp4		3.00	0.43	1	1	0	2	2	2	-1	3	2		3.43	
6	3Lz+1Eu+3S		11.77	x 0.42	1	2	1	0	1	0	0	2	0		12.19	
7	3Lz+2T		7.92	x -0.51	-1	-1	-1	-1	1	-1	0	-1	-1		7.41	
8	3F		5.83	x 0.08	0	0	0	0	1	0	1	0	0		5.91	
9	FCCoSp4		3.50	0.30	0	1	-1	1	1	2	1	0	2		3.80	
10	StSq4		3.90	1.34	4	3	2	4	3	3	4	4	3		5.24	
11	ChSq1		3.00	1.57	4	3	2	3	3	3	3	3	5		4.57	
12	CCoSp3		3.00	0.60	2	2	2	2	2	2	2	3	2		3.60	
			71.52												77.76	
Program Components			Factor													
Skating Skills			2.00	8.00	8.25	8.00	8.25	8.00	8.25	8.00	8.25	8.00	8.50	8.50		8.18
Transitions			2.00	7.50	7.75	7.50	7.50	8.00	7.75	8.00	7.75	7.75	8.00	7.75		7.71
Performance			2.00	8.50	8.25	8.00	8.50	8.50	7.75	7.75	8.50	8.75	8.75		8.29	
Composition			2.00	8.00	8.25	7.75	7.75	8.25	8.00	8.50	8.25	8.75	8.75		8.14	
Interpretation of the Music			2.00	8.00	8.25	7.75	8.25	8.50	8.00	8.50	8.75	8.00			8.21	
Judges Total Program Component Score (factored)															81.06	
Deductions:															0.00	

x Credit for highlight distribution, base value multiplied by 1.1

Rank	Name	Nation	Starting Number	Total Segment Score	Total Element Score	Total Program Component Score (factored)							Total Deductions		
10	Romain PONSART	FRA	3	145.89	71.75	74.14							0.00		
#	Executed Elements	Info	Base Value	GOE	J1	J2	J3	J4	J5	J6	J7	J8	J9	Ref.	Scores of Panel
1	4T		9.50	2.31	2	2	3	2	3	2	3	3	2		11.81
2	4T+2T		10.80	0.14	0	1	0	0	0	0	0	1	0		10.94
3	3Lz		5.90	-0.08	0	0	0	0	1	0	-1	0	-1		5.82
4	3Lo		4.90	0.07	-1	0	0	0	1	0	1	0	0		4.97
5	FCSp3		2.80	0.48	2	2	3	1	1	2	1	2	2		3.28
6	3Lzq+3Tq	q	11.11	x -1.85	-4	-3	-1	-4	-3	-2	-3	-4	-3		9.26
7	ChSq1		3.00	0.64	1	2	1	1	1	2	1	1	3		3.64
8	3S		4.73	x 0.74	1	2	2	2	2	1	1	3	2		5.47
9	2A+2T+2Lo		6.93	x -0.90	-2	-3	-3	-2	-3	-3	-2	-3	-3		6.03
10	CSSp2		2.30	0.03	0	0	0	0	0	1	-1	0	2		2.33
11	StSq3		3.30	0.75	2	3	2	2	0	2	2	3	4		4.05
12	CCoSp4		3.50	0.65	2	2	3	1	1	2	2	1	3		4.15
			68.77												71.75
Program Components			Factor												
Skating Skills			2.00	7.25	7.50	7.50	7.25	7.50	7.75	7.75	7.75	7.75	8.00		7.57
Transitions			2.00	7.00	6.75	7.00	6.00	7.25	7.50	6.75	7.00	7.75		7.04	
Performance			2.00	7.25	7.75	7.50	7.50	8.00	7.50	7.50	7.25	8.25		7.57	
Composition			2.00	7.00	7.50	7.25	7.00	7.50	7.50	7.50	7.00	8.00		7.32	
Interpretation of the Music			2.00	7.25	7.75	7.50	7.50	7.50	7.75	7.25	7.75	8.50		7.57	
Judges Total Program Component Score (factored)															74.14
Deductions:															0.00

x Credit for highlight distribution, base value multiplied by 1.1 q Jump landed on the quarter

Official Partners:



JUDGES DETAILS PER SKATER

MEN FREE SKATING


Rank	Name	Nation	Starting Number	Total Segment Score	Total Element Score	Total Program Component Score (factored)							Total Deductions			
11	Artur DANIELIAN	RUS	5	144.69	71.91	74.78							-2.00			
#	Executed Elements	Info	Base Value	GOE	J1	J2	J3	J4	J5	J6	J7	J8	J9	Ref.	Scores of Panel	
1	4T<	<	7.60	-3.80	-5	-5	-5	-5	-5	-5	-5	-5	-5		3.80	
2	4S		9.70	2.36	3	2	2	2	3	2	3	3	2		12.06	
3	3A		8.00	1.71	2	2	2	2	3	2	2	3	2		9.71	
4	3Lz+3T		10.10	1.69	3	3	3	3	3	2	2	3	3		11.79	
5	FSSp4		3.00	0.60	2	2	3	2	2	2	2	2	2		3.60	
6	3A<+1Eu+3S	<	12.32	x -1.10	-2	-1	-2	-2	-1	-2	-1	-2	-2		11.22	
7	3Fe	e	4.66	x -1.52	-4	-4	-4	-4	-3	-3	-4	-3	-3		3.14	
8	1Lo+2A+SEQ		3.34	x -1.65	-5	-5	-5	-5	-5	-5	-5	-5	-5		1.69	
9	CCSp4		3.20	0.37	1	0	0	1	1	2	1	2	2		3.57	
10	StSq3		3.30	0.57	2	2	1	0	2	2	1	3	2		3.87	
11	ChSq1		3.00	0.21	1	-1	0	1	2	1	1	-1	0		3.21	
12	CCoSp4		3.50	0.75	2	2	2	2	3	3	2	2	2		4.25	
			71.72												71.91	
Program Components			Factor													
Skating Skills			2.00	7.75	7.75	7.50	7.75	7.75	8.00	7.50	7.75	8.00	7.75	8.00		7.75
Transitions			2.00	7.50	7.00	7.00	6.00	7.50	7.50	7.50	7.25	7.75	6.75		7.21	
Performance			2.00	7.50	7.25	7.25	7.50	8.00	7.50	7.50	7.50	7.00			7.43	
Composition			2.00	7.75	7.50	7.50	7.25	7.50	8.00	7.50	8.00	6.75			7.57	
Interpretation of the Music			2.00	7.50	7.50	7.25	6.25	8.25	7.75	7.50	7.50	7.00			7.43	
Judges Total Program Component Score (factored)															74.78	
Deductions:			Falls	-2.00	(2)											-2.00

< Under-rotated jump x Credit for highlight distribution, base value multiplied by 1.1 e Wrong edge

Rank	Name	Nation	Starting Number	Total Segment Score	Total Element Score	Total Program Component Score (factored)							Total Deductions			
12	Gabriele FRANGIPANI	ITA	2	117.94	54.72	67.22							-4.00			
#	Executed Elements	Info	Base Value	GOE	J1	J2	J3	J4	J5	J6	J7	J8	J9	Ref.	Scores of Panel	
1	4S		9.70	-1.94	-2	-2	-2	-2	-1	-3	-2	-2	-2		7.76	
2	3A		8.00	-4.00	-5	-5	-5	-5	-5	-5	-5	-5	-5		4.00	
3	3A+1Eu<<+2S	<<	9.30	-2.74	-4	-3	-3	-3	-4	-3	-4	-4	-3		6.56	
4	3Lo		4.90	0.91	1	2	2	2	1	2	2	3	2		5.81	
5	CCoSp4		3.50	0.60	2	2	2	1	1	2	2	2	1		4.10	
6	ChSq1		3.00	0.50	1	1	1	1	1	3	1	1	1		3.50	
7	3F!+2T	!	7.26	x -0.68	-1	-1	-1	-2	-1	-1	0	-2	-2		6.58	
8	3Lz		6.49	x -2.95	-5	-5	-5	-5	-5	-5	-5	-5	-5		3.54	
9	2Lz+3T<	<	6.01	x -1.68	-5	-5	-5	-5	-5	-5	-5	-5	-5		4.33	
10	FSSp3		2.60	0.00	-1	0	2	0	0	2	-1	-1	0		2.60	
11	StSq2		2.60	0.37	1	2	2	1	0	2	1	2	1		2.97	
12	CCSp4		3.20	-0.23	-1	0	-1	0	-2	-1	-1	-1	0		2.97	
			66.56												54.72	
Program Components			Factor													
Skating Skills			2.00	7.00	6.75	7.25	6.50	6.75	7.25	7.00	6.75	7.00	6.75	7.00		6.93
Transitions			2.00	6.50	6.75	7.25	6.25	6.50	7.00	6.50	6.50	6.50	7.00		6.68	
Performance			2.00	6.50	6.75	7.00	5.75	5.50	6.75	6.75	6.00	6.75			6.46	
Composition			2.00	6.75	7.00	7.50	6.50	6.00	7.50	7.00	6.25	7.00			6.86	
Interpretation of the Music			2.00	7.00	6.75	7.25	6.00	6.25	6.75	6.50	6.75	6.75			6.68	
Judges Total Program Component Score (factored)															67.22	
Deductions:			Falls	-4.00	(3)											-4.00

<< Downgraded jump x Credit for highlight distribution, base value multiplied by 1.1 ! Not clear edge < Under-rotated jump

Official Partners:





PAIRS

Patinoire PoleSud	19.11.2021	18:45	Short Program
	20.11.2021	19:10	Free Skating


Size of Skating Arena:	30m*60m
Ice Conditions:	very good
Number of Entries:	8
Number of Participants:	8

Entry Withdrawn:

Short Program		
Duration:	2:40 +/- 10 seconds	
Segment Factor:	1.00	
Program Component Factors:	Skating Skills	0.80
	Transitions	0.80
	Performance	0.80
	Composition	0.80
	Interpretation of the Music	0.80

Free Skating		
Duration:	4:00 +/- 10 seconds	
Segment Factor:	1.00	
Program Component Factors:	Skating Skills	1.60
	Transitions	1.60
	Performance	1.60
	Composition	1.60
	Interpretation of the Music	1.60

Official Partners:



RESULTS

PAIRS

Pl.	Name	Nation	Total Score	SP	FS
1	Aleksandra BOIKOVA / Dmitrii KOZLOVSKI	RUS	216.96	1	1
2	Iuliia ARTEMEVA / Mikhail NAZARYCHEV	RUS	205.15	2	2
3	Alexa KNIERIM / Brandon FRAZIER	USA	201.69	4	3
4	Vanessa JAMES / Eric RADFORD	CAN	196.34	3	4
5	Rebecca GHILARDI / Filippo AMBROSINI	ITA	176.19	5	5
6	Ioulia CHTCHETININA / Mark MAGYAR	HUN	152.76	7	6
7	Camille KOVALEV / Pavel KOVALEV	FRA	151.98	6	8
8	Coline KERIVEN / Noel-Antoine PIERRE	FRA	149.48	8	7

Mr. Massimo ORLANDINI, ISU
Referee

Ms. Karen ARCHER, ISU
Technical Controller

printed: 20.11.2021 20:31

Legend:	FS Free Skating	SP Short Program
----------------	------------------------	-------------------------

Official Partners:



PANEL OF JUDGES PAIRS

Officials

Technical Controller	Ms. Karen ARCHER	ISU
Technical Specialist	Ms. Larisa FEDOSEEVA	ISU
Assistant Technical Specialist	Mr. David KIRBY	ISU

Judges

Referee	Mr. Massimo ORLANDINI	ISU
Judge No. 1	Ms. Miriam PALANGE	ITA
Judge No. 2	Mr. Roger GLENN	USA
Judge No. 3	Ms. Florence VUYLSTEKER	FRA
Judge No. 4	Mr. Daniel DELFA	ESP
Judge No. 5	Mr. Yury KLIUSHNIKOV	AZE
Judge No. 6	Ms. So Young AN	KOR
Judge No. 7	Ms. Cynthia BENSON	CAN
Judge No. 8	Mr. Igor DOLGUSHIN	RUS
Judge No. 9	Ms. Agita ABELE	LAT

Data/Replay Operator

Data Operator	Mr. Dzianis SAROKIN	ISU
Replay Operator	Mr. Michael WALDVOGEL	ISU

Official Partners:



RESULTS

PAIRS SHORT PROGRAM

Pl.	Name	Nation	Total Segment Score
1	Aleksandra BOIKOVA / Dmitrii KOZLOVSKI	RUS	77.17
2	Iuliia ARTEMEVA / Mikhail NAZARYCHEV	RUS	73.02
3	Vanessa JAMES / Eric RADFORD	CAN	71.84
4	Alexa KNIERIM / Brandon FRAZIER	USA	70.15
5	Rebecca GHILARDI / Filippo AMBROSINI	ITA	64.60
6	Camille KOVALEV / Pavel KOVALEV	FRA	55.25
7	Ioulia CHTCHETININA / Mark MAGYAR	HUN	52.26
8	Coline KERIVEN / Noel-Antoine PIERRE	FRA	51.93


Massimo Orlando

Mr. Massimo ORLANDINI, ISU
Referee

Karen Archer

Ms. Karen ARCHER, ISU
Technical Controller

Official Partners:



JUDGES DETAILS PER SKATER

PAIRS SHORT PROGRAM

Rank	Name	Nation	Starting Number	Total Segment Score	Total Element Score	Total Program Component Score (factored)							Total Deductions			
1	Aleksandra BOIKOVA / Dmitrii KOZLOVSKII	RUS	8	77.17	41.66	35.51							0.00			
#	Executed Elements	Info	Base Value	GOE	J1	J2	J3	J4	J5	J6	J7	J8	J9	Ref.	Scores of Panel	
1	3S		4.30	-0.31	-1	-1	0	-1	-1	0	-1	0	-1		3.99	
2	3Tw4		6.00	2.23	4	4	4	4	3	3	3	4	4		8.23	
3	3FTh		5.30	1.74	4	3	2	4	3	3	3	4	3		7.04	
4	4Li4		5.10	1.89	4	5	4	4	3	3	3	4	4		6.99	
5	BoDs3		4.30	1.23	3	3	3	2	3	3	1	3	3		5.53	
6	StSq4		3.90	1.23	4	4	2	3	3	3	3	3	3		5.13	
7	FCoSp4		3.50	1.25	4	3	4	3	4	3	3	4	4		4.75	
			32.40												41.66	
Program Components			Factor													
Skating Skills			0.80	9.00	9.00	8.75	8.75	9.25	8.75	8.75	9.25	9.00	9.00	9.00		8.93
Transitions			0.80	9.50	8.75	8.50	8.00	9.00	8.25	8.25	9.00	8.75	8.75	8.75		8.64
Performance			0.80	9.50	8.75	8.75	8.00	9.25	8.50	8.50	9.25	8.75	8.75	8.75		8.82
Composition			0.80	9.50	9.00	9.00	8.75	9.00	8.50	8.50	9.50	9.25	9.25	9.25		9.00
Interpretation of the Music			0.80	9.00	9.25	8.50	8.50	9.50	8.75	8.75	9.50	9.25	9.25	9.25		9.00
Judges Total Program Component Score (factored)																35.51
Deductions:															0.00	

Rank	Name	Nation	Starting Number	Total Segment Score	Total Element Score	Total Program Component Score (factored)							Total Deductions			
2	Iuliia ARTEMEVA / Mikhail NAZARYCHEV	RUS	4	73.02	40.80	32.22							0.00			
#	Executed Elements	Info	Base Value	GOE	J1	J2	J3	J4	J5	J6	J7	J8	J9	Ref.	Scores of Panel	
1	3Tw3		5.70	1.47	3	4	4	2	2	2	3	2	2		7.17	
2	3FTh		5.30	1.44	3	3	3	2	1	2	3	3	3		6.74	
3	3T		4.20	0.84	2	2	1	2	2	2	2	3	2		5.04	
4	4Li4		5.10	1.46	4	3	2	3	2	2	3	4	3		6.56	
5	BoDs4		4.70	1.14	3	2	2	3	2	3	2	3	2		5.84	
6	StSq4		3.90	0.95	3	1	3	3	3	2	3	2	1		4.85	
7	CCoSp4		3.50	1.10	4	5	3	3	3	3	3	3	3		4.60	
			32.40												40.80	
Program Components			Factor													
Skating Skills			0.80	7.75	8.25	7.75	8.00	7.50	7.75	8.75	8.25	7.75	7.75	7.75		7.93
Transitions			0.80	7.75	8.50	7.75	8.00	7.50	7.50	8.50	8.25	7.50	7.50	7.50		7.89
Performance			0.80	8.00	8.50	8.25	8.50	7.75	7.75	8.50	8.50	8.00	8.00	8.00		8.21
Composition			0.80	8.25	8.25	8.00	8.50	7.50	7.75	8.25	8.75	8.00	8.00	8.00		8.14
Interpretation of the Music			0.80	8.00	8.75	7.75	8.75	7.75	7.75	8.25	8.50	7.75	7.75	7.75		8.11
Judges Total Program Component Score (factored)																32.22
Deductions:															0.00	

Official Partners:

JUDGES DETAILS PER SKATER

PAIRS SHORT PROGRAM

Rank	Name	Nation	Starting Number	Total Segment Score	Total Element Score	Total Program Component Score (factored)							Total Deductions		
3	Vanessa JAMES / Eric RADFORD	CAN	3	71.84	38.31	33.53							0.00		
#	Executed Elements	Info	Base Value	GOE	J1	J2	J3	J4	J5	J6	J7	J8	J9	Ref.	Scores of Panel
1	3Tw4		6.00	1.54	3	3	3	4	2	2	3	1	2		7.54
2	3STh		4.40	1.19	4	3	1	4	2	2	3	2	3		5.59
3	3S		4.30	0.12	1	0	-2	0	0	1	0	1	0		4.42
4	FCCoSp4		3.50	0.60	2	1	2	3	2	1	2	1	2		4.10
5	4Li4		5.10	1.38	4	2	1	4	2	3	3	2	3		6.48
6	BoDs3		4.30	0.92	3	3	4	2	2	2	1	1	2		5.22
7	StSq4		3.90	1.06	4	3	3	3	2	3	3	2	2		4.96
			31.50												38.31
Program Components			Factor												
Skating Skills			0.80	9.25	8.50	8.50	8.25	8.50	8.25	8.25	8.50	8.25	8.50	8.25	8.39
Transitions			0.80	9.50	8.25	8.00	8.25	8.25	8.00	8.25	8.25	8.00	8.25	8.18	
Performance			0.80	9.00	8.25	8.25	8.50	8.50	8.50	8.50	8.50	8.50	8.25	8.43	
Composition			0.80	9.50	8.50	8.25	8.75	8.25	8.25	8.50	8.50	8.50	8.25	8.43	
Interpretation of the Music			0.80	9.50	8.50	8.50	8.50	8.50	8.50	8.50	8.50	8.00	8.50		
Judges Total Program Component Score (factored)													33.53		
Deductions:															0.00

Rank	Name	Nation	Starting Number	Total Segment Score	Total Element Score	Total Program Component Score (factored)							Total Deductions		
4	Alexa KNIERIM / Brandon FRAZIER	USA	6	70.15	36.58	33.57							0.00		
#	Executed Elements	Info	Base Value	GOE	J1	J2	J3	J4	J5	J6	J7	J8	J9	Ref.	Scores of Panel
1	3Tw3		5.70	1.47	3	3	1	4	2	2	3	2	3		7.17
2	3T		4.20	0.96	4	2	2	2	3	2	2	2	3		5.16
3	3FTth		5.30	-1.21	-1	-3	-2	-2	-3	-2	-2	-3	-2		4.09
4	BoDs2		3.90	0.84	3	3	2	2	2	2	2	2	2		4.74
5	CCoSp4		3.50	0.80	3	4	1	3	2	3	2	2	1		4.30
6	StSq3		3.30	0.90	4	3	3	3	2	2	3	2	3		4.20
7	4Li4		5.10	1.82	4	5	3	5	3	2	3	3	4		6.92
			31.00												36.58
Program Components			Factor												
Skating Skills			0.80	8.75	8.75	8.25	8.50	7.75	8.00	8.50	8.25	8.50	8.25	8.39	
Transitions			0.80	9.00	8.50	8.25	8.00	7.50	8.00	8.25	8.00	8.25	8.18		
Performance			0.80	9.25	8.50	8.25	8.25	7.75	8.25	8.50	8.50	8.25	8.36		
Composition			0.80	9.00	8.50	8.50	8.50	7.75	8.25	8.50	8.50	8.25	8.43		
Interpretation of the Music			0.80	9.25	8.75	8.50	8.75	8.00	8.50	8.50	8.75	8.50	8.61		
Judges Total Program Component Score (factored)													33.57		
Deductions:															0.00

Official Partners:



JUDGES DETAILS PER SKATER

PAIRS SHORT PROGRAM

Rank	Name	Nation	Starting Number	Total Segment Score	Total Element Score	Total Program Component Score (factored)							Total Deductions		
5	Rebecca GHILARDI / Filippo AMBROSINI	ITA	7	64.60	34.49	30.11							0.00		
#	Executed Elements	Info	Base Value	GOE	J1	J2	J3	J4	J5	J6	J7	J8	J9	Ref.	Scores of Panel
1	3Tw2		5.40	-0.54	-2	-2	-4	-2	1	-1	0	0	0		4.86
2	3S		4.30	0.12	0	0	0	0	2	0	1	1	0		4.42
3	4Li4		5.10	1.09	3	0	1	3	3	2	2	2	2		6.19
4	3FTh		5.30	-0.08	0	-1	-1	-1	1	0	0	1	0		5.22
5	BoDs3		4.30	0.68	2	2	2	1	2	1	1	3	1		4.98
6	CCoSp4		3.50	0.70	3	2	2	0	3	1	2	3	1		4.20
7	StSq4		3.90	0.72	2	2	0	2	3	1	2	2	2		4.62
			31.80												34.49
Program Components			Factor												
Skating Skills			0.80	7.00	7.75	7.25	7.00	8.50	7.25	7.50	7.75	7.25	7.39		
Transitions			0.80	7.00	7.75	7.00	7.50	8.25	7.00	7.50	7.25	7.00	7.29		
Performance			0.80	7.50	7.50	7.25	7.75	8.50	7.50	7.75	7.50	7.00	7.54		
Composition			0.80	7.50	8.25	7.50	7.75	8.50	7.25	7.75	8.00	7.25	7.71		
Interpretation of the Music			0.80	7.25	8.25	7.25	8.00	8.50	7.50	8.00	7.75	7.25	7.71		
Judges Total Program Component Score (factored)														30.11	
Deductions:															0.00

Rank	Name	Nation	Starting Number	Total Segment Score	Total Element Score	Total Program Component Score (factored)							Total Deductions		
6	Camille KOVALEV / Pavel KOVALEV	FRA	1	55.25	29.36	25.89							0.00		
#	Executed Elements	Info	Base Value	GOE	J1	J2	J3	J4	J5	J6	J7	J8	J9	Ref.	Scores of Panel
1	3Tw2		5.40	-0.62	-1	-3	-1	0	-2	-1	-2	-1	0		4.78
2	3T		4.20	0.24	2	1	0	1	0	0	0	1	1		4.44
3	4Li4		5.10	0.29	1	1	-1	2	1	0	0	0	1		5.39
4	3STh		4.40	-1.07	-2	-4	-2	-3	-3	-3	-2	-1	-2		3.33
5	FCCoSp3		3.00	0.13	2	3	0	-1	1	0	-1	1	0		3.13
6	StSq3		3.30	0.38	2	2	1	1	1	0	1	1	1		3.68
7	BoDs3		4.30	0.31	1	2	1	0	1	0	0	1	1		4.61
			29.70												29.36
Program Components			Factor												
Skating Skills			0.80	6.50	7.00	6.00	6.75	7.25	6.00	6.25	6.75	6.25	6.50	6.50	6.50
Transitions			0.80	6.25	7.25	5.75	6.50	7.00	5.50	6.00	6.50	5.75	6.25	6.00	6.46
Performance			0.80	6.50	6.75	6.25	6.75	7.25	5.75	6.25	6.75	6.00	6.61		
Composition			0.80	7.00	7.25	6.25	6.50	7.25	5.75	6.50	6.50	6.25	6.61		
Interpretation of the Music			0.80	6.75	7.50	5.75	6.50	7.50	6.00	6.25	6.75	6.00	6.54		
Judges Total Program Component Score (factored)														25.89	
Deductions:															0.00

Official Partners:

JUDGES DETAILS PER SKATER

PAIRS SHORT PROGRAM

Rank	Name	Nation	Starting Number	Total Segment Score	Total Element Score	Total Program Component Score (factored)							Total Deductions			
7	Ioulia CHTCHETININA / Mark MAGYAR	HUN	5	52.26	28.85	26.41							-3.00			
#	Executed Elements	Info	Base Value	GOE	J1	J2	J3	J4	J5	J6	J7	J8	J9	Ref.	Scores of Panel	
1	3Tw3		5.70	1.06	2	2	2	2	2	1	2	3	1		6.76	
2	3Tq	q	4.20	-2.10	-5	-5	-5	-5	-5	-5	-5	-5	-5		2.10	
3	3FTh		5.30	0.15	0	-2	1	0	1	0	0	1	0		5.45	
4	4Li4		5.10	0.80	1	2	0	2	2	1	2	2	1		5.90	
5	StSq3		3.30	0.14	-1	0	1	0	2	0	1	1	0		3.44	
6	BoDsB		3.10	0.27	-1	2	0	1	2	1	1	0	1		3.37	
7	CCoSp1		2.00	-0.17	-1	-1	-1	0	-1	-1	0	-1	-2		1.83	
			28.70												28.85	
Program Components				Factor												
Skating Skills				0.80	5.75	7.25	6.50	6.50	7.50	6.25	7.50	7.75	6.50	6.50		6.86
Transitions				0.80	6.00	6.75	5.75	6.00	7.50	6.00	7.25	7.50	6.00	6.50		6.50
Performance				0.80	5.75	6.50	6.00	5.75	7.75	6.50	7.25	7.25	6.25	6.25		6.50
Composition				0.80	6.00	6.50	6.25	6.25	7.50	6.25	7.25	7.50	6.25	6.25		6.61
Interpretation of the Music				0.80	5.50	6.75	5.75	6.25	7.50	6.50	7.00	7.50	6.00	6.54		6.54
Judges Total Program Component Score (factored)																26.41
Deductions:				Falls	-2.00	(2)	Late start							-1.00	-3.00	
q Jump landed on the quarter																

Rank	Name	Nation	Starting Number	Total Segment Score	Total Element Score	Total Program Component Score (factored)							Total Deductions			
8	Coline KERIVEN / Noel-Antoine PIERRE	FRA	2	51.93	26.30	25.63							0.00			
#	Executed Elements	Info	Base Value	GOE	J1	J2	J3	J4	J5	J6	J7	J8	J9	Ref.	Scores of Panel	
1	2Tw2		3.00	0.34	2	3	2	1	0	1	1	0	1		3.34	
2	3T<	<	3.36	-1.49	-3	-3	-5	-4	-5	-5	-5	-5	-4		1.87	
3	3STh		4.40	-0.19	1	-1	0	-1	0	0	0	-1	-1		4.21	
4	BoDs3		4.30	0.18	0	1	0	0	0	1	1	1	0		4.48	
5	CCoSp4		3.50	-0.05	-1	-1	-1	1	1	1	1	-1	-1		3.45	
6	StSq3		3.30	0.19	1	0	0	1	1	0	1	1	0		3.49	
7	4Li4		5.10	0.36	1	0	0	1	0	1	1	1	1		5.46	
			26.96												26.30	
Program Components				Factor												
Skating Skills				0.80	6.25	6.75	6.50	6.50	7.00	6.25	6.50	6.50	5.75	6.46		6.46
Transitions				0.80	6.50	6.50	6.00	6.25	7.00	6.00	6.00	6.50	5.50	6.25		6.25
Performance				0.80	6.25	6.25	6.75	6.00	7.25	6.50	6.25	6.25	5.75	6.32		6.32
Composition				0.80	7.00	6.50	6.50	6.75	7.00	6.25	6.25	6.75	6.00	6.57		6.57
Interpretation of the Music				0.80	6.75	6.50	6.00	6.75	7.25	6.25	6.00	6.75	6.00	6.43		6.43
Judges Total Program Component Score (factored)																25.63
Deductions:																0.00
< Under-rotated jump																

Official Partners:





RESULTS

PAIRS FREE SKATING

Pl.	Name	Nation	Total Segment Score
1	Aleksandra BOIKOVA / Dmitrii KOZLOVSKI	RUS	139.79
2	Iuliia ARTEMEVA / Mikhail NAZARYCHEV	RUS	132.13
3	Alexa KNIERIM / Brandon FRAZIER	USA	131.54
4	Vanessa JAMES / Eric RADFORD	CAN	124.50
5	Rebecca GHILARDI / Filippo AMBROSINI	ITA	111.59
6	Ioulia CHTCHETININA / Mark MAGYAR	HUN	100.50
7	Coline KERIVEN / Noel-Antoine PIERRE	FRA	97.55
8	Camille KOVALEV / Pavel KOVALEV	FRA	96.73

Massimo Orlando

Mr. Massimo ORLANDINI, ISU
Referee

Karen Archer

Ms. Karen ARCHER, ISU
Technical Controller

Official Partners:



JUDGES DETAILS PER SKATER
PAIRS FREE SKATING

Rank	Name	Nation	Starting Number	Total Segment Score	Total Element Score	Total Program Component Score (factored)							Total Deductions			
1	Aleksandra BOIKOVA / Dmitrii KOZLOVSKII	RUS	8	139.79	68.03	71.76							0.00			
#	Executed Elements	Info	Base Value	GOE	J1	J2	J3	J4	J5	J6	J7	J8	J9	Ref.	Scores of Panel	
1	3S		4.30	1.17	3	3	4	3	4	2	2	2	2		5.47	
2	3T+1T+2T		5.90	-0.78	-2	-3	-2	-2	-1	-3	-1	-1	-2		5.12	
3	3Tw4		6.00	1.80	4	3	3	5	2	2	3	3	3		7.80	
4	4Li4		5.10	1.60	4	3	3	3	3	2	4	3	3		6.70	
5	3FTh		5.30	1.21	3	1	1	2	4	2	3	3	2		6.51	
6	FiDs4		3.80	1.36	4	4	3	4	4	3	4	3	3		5.16	
7	3LoTh		5.00	-1.07	-2	-3	-2	-2	-3	-2	-1	-2	-2		3.93	
8	5RLi4		7.00	1.20	3	2	1	0	1	2	2	2	2		8.20	
9	ChSq1		3.00	1.43	3	3	2	4	2	3	3	3	3		4.43	
10	5ALi4		7.00	2.50	5	5	3	4	3	3	3	3	4		9.50	
11	PCoSp4		4.50	0.71	2	1	2	0	2	2	3	1	1		5.21	
			56.90												68.03	
Program Components				Factor												
Skating Skills				1.60	9.25	9.25	8.75	9.00	9.25	8.75	9.00	9.25	9.00	9.00		9.07
Transitions				1.60	9.75	9.00	8.75	8.50	9.25	8.25	8.75	9.00	8.75		8.86	
Performance				1.60	9.25	8.75	8.75	8.75	9.50	8.50	8.75	9.25	8.75		8.89	
Composition				1.60	9.50	9.00	9.00	9.00	9.25	8.50	8.75	9.50	9.00		9.07	
Interpretation of the Music				1.60	9.25	9.25	8.75	8.75	9.50	8.50	8.75	9.25	8.75		8.96	
Judges Total Program Component Score (factored)																71.76
Deductions:															0.00	

Rank	Name	Nation	Starting Number	Total Segment Score	Total Element Score	Total Program Component Score (factored)							Total Deductions			
2	Iuliia ARTEMEVA / Mikhail NAZARYCHEV	RUS	7	132.13	66.25	65.88							0.00			
#	Executed Elements	Info	Base Value	GOE	J1	J2	J3	J4	J5	J6	J7	J8	J9	Ref.	Scores of Panel	
1	2A+1Eu+3S		8.10	0.80	3	2	1	2	1	2	2	2	2		8.90	
2	3Tw3		5.70	1.38	3	3	2	2	1	2	3	3	2		7.08	
3	2T		1.30	-0.48	-3	-3	-3	-4	-3	-4	-5	-5	-4		0.82	
4	3FTh		5.30	0.68	0	1	1	1	1	2	2	2	1		5.98	
5	3LoTh		5.00	1.21	2	2	3	3	2	2	4	3	2		6.21	
6	4Li4		5.10	1.46	4	2	1	3	2	3	3	4	3		6.56	
7	BiDs4		3.80	0.87	3	2	2	4	2	3	2	2	1		4.67	
8	ChSq1		3.00	1.00	2	2	2	2	1	2	3	1	3		4.00	
9	5ALi4		7.00	1.60	2	2	2	0	1	3	3	3	3		8.60	
10	5RLi4		7.00	0.90	2	1	2	0	0	-1	3	2	2		7.90	
11	PCoSp4		4.50	1.03	2	2	1	3	1	3	3	3	2		5.53	
			55.80												66.25	
Program Components				Factor												
Skating Skills				1.60	8.25	8.75	8.00	8.25	8.00	8.25	8.75	8.50	8.25		8.32	
Transitions				1.60	8.00	8.50	7.50	8.00	7.75	8.00	8.25	8.25	8.25		8.07	
Performance				1.60	8.50	8.50	7.75	8.25	7.75	8.25	8.50	8.50	8.50		8.32	
Composition				1.60	8.25	8.75	8.25	8.25	7.50	8.00	8.50	8.50	8.25		8.29	
Interpretation of the Music				1.60	8.00	8.50	7.50	8.25	7.75	8.25	8.50	8.50	8.00		8.18	
Judges Total Program Component Score (factored)																65.88
Deductions:															0.00	

Official Partners:



JUDGES DETAILS PER SKATER

PAIRS FREE SKATING

Rank	Name	Nation	Starting Number	Total Segment Score	Total Element Score	Total Program Component Score (factored)							Total Deductions				
3	Alexa KNIERIM / Brandon FRAZIER	USA	5	131.54	64.77	67.77							-1.00				
#	Executed Elements	Info	Base Value	GOE	J1	J2	J3	J4	J5	J6	J7	J8	J9	Ref.	Scores of Panel		
1	3Tw2		5.40	1.39	4	3	2	3	2	2	3	3	2		6.79		
2	3T<<COMBO	<	3.36	-1.68	-5	-5	-5	-5	-5	-5	-5	-5	-5		1.68		
3	3LoTh		5.00	1.29	3	3	2	3	3	3	2	2	2		6.29		
4	3S		4.30	0.55	1	2	2	2	1	1	1	0	1		4.85		
5	5RLi4		7.00	1.50	4	2	2	3	1	3	1	1	3		8.50		
6	FiDs4		3.80	1.03	3	3	3	4	2	3	3	2	1		4.83		
7	PCoSp4		4.50	1.29	3	3	3	3	2	3	3	2	3		5.79		
8	5ALi4		7.00	2.00	4	5	3	4	2	2	2	3	2		9.00		
9	3FTh		5.30	0.76	1	2	2	0	1	1	2	2	1		6.06		
10	ChSq1		3.00	1.57	4	3	3	3	2	3	4	3	3		4.57		
11	4Li4		5.10	1.31	3	2	4	4	2	3	2	2	2		6.41		
			53.76												64.77		
Program Components			Factor														
Skating Skills			1.60	8.75	9.00	8.50	8.75	8.00	8.50	8.50	8.50	8.50	8.50	8.57	8.57		
Transitions			1.60	9.25	8.75	8.25	8.25	7.75	8.00	8.50	8.00	8.25	8.29	8.29			
Performance			1.60	8.75	8.50	8.75	8.75	8.00	8.50	8.50	8.00	8.25	8.46	8.46			
Composition			1.60	9.50	8.75	8.50	8.75	7.75	8.25	8.75	8.25	8.50	8.54	8.54			
Interpretation of the Music			1.60	9.25	9.00	8.25	8.75	8.00	8.50	8.50	8.00	8.50	8.50	8.50			
Judges Total Program Component Score (factored)														67.77			
Deductions:			Falls	-1.00	(1)												-1.00

< Under-rotated jump

Rank	Name	Nation	Starting Number	Total Segment Score	Total Element Score	Total Program Component Score (factored)							Total Deductions			
4	Vanessa JAMES / Eric RADFORD	CAN	6	124.50	55.29	69.21							0.00			
#	Executed Elements	Info	Base Value	GOE	J1	J2	J3	J4	J5	J6	J7	J8	J9	Ref.	Scores of Panel	
1	3Tw4		6.00	1.54	3	3	4	4	2	2	3	1	1		7.54	
2	3T+2T+2T		6.80	0.96	2	2	3	3	2	1	3	2	2		7.76	
3	3S		4.30	1.04	3	2	3	4	2	2	3	2	2		5.34	
4	5RLi4		7.00	2.20	4	3	3	4	2	3	3	3	3		9.20	
5	3STh		4.40	1.70	5	5	3	5	4	3	4	3	3		6.10	
6	FiDs3		3.50	1.10	4	3	4	4	3	2	2	3	3		4.60	
7	PCoSp		0.00	0.00	-	-	-	-	-	-	-	-	-		0.00	
8	5ALi		0.00	0.00	-	-	-	-	-	-	-	-	-		0.00	
9	3FTh		5.30	-0.30	-1	-2	-1	-1	0	0	0	0	-1		5.00	
10	ChSq1		3.00	1.29	4	1	3	3	2	3	2	2	3		4.29	
11	3Li4		5.10	0.36	-1	1	-1	0	0	2	2	1	2		5.46	
			45.40												55.29	
Program Components			Factor													
Skating Skills			1.60	9.50	8.75	8.75	8.75	8.75	8.25	8.75	8.75	8.50	8.71	8.71		
Transitions			1.60	9.25	8.50	8.75	8.75	8.50	7.75	9.00	8.25	8.25	8.57	8.57		
Performance			1.60	8.75	8.25	8.75	8.75	8.75	8.50	8.75	8.50	8.25	8.61	8.61		
Composition			1.60	9.50	8.50	9.00	9.00	8.50	8.25	8.75	8.50	8.68	8.68			
Interpretation of the Music			1.60	9.25	8.50	8.75	8.75	8.75	8.50	8.75	8.50	8.75	8.68	8.68		
Judges Total Program Component Score (factored)														69.21		
Deductions:																0.00

Official Partners:

JUDGES DETAILS PER SKATER

PAIRS FREE SKATING

Rank	Name	Nation	Starting Number	Total Segment Score	Total Element Score	Total Program Component Score (factored)							Total Deductions		
5	Rebecca GHILARDI / Filippo AMBROSINI	ITA	4	111.59	54.05	57.54							0.00		
#	Executed Elements	Info	Base Value	GOE	J1	J2	J3	J4	J5	J6	J7	J8	J9	Ref.	Scores of Panel
1	3Tw1		5.10	-0.58	-3	-3	-2	-2	0	0	0	-1	0		4.52
2	3S		4.30	-0.55	-2	-2	-1	-1	-1	-1	-1	-2	-1		3.75
3	2A<<COMBO	<	2.64	-1.32	-5	-5	-5	-5	-5	-5	-5	-5	-4		1.32
4	5RLi4		7.00	0.50	3	-1	1	1	1	1	0	0	1		7.50
5	FIDs3		3.50	0.70	2	2	2	2	1	2	2	2	2		4.20
6	ChSq1		3.00	1.07	3	1	2	3	2	2	0	2	3		4.07
7	3LoTh		5.00	-1.21	-2	-3	-2	-1	-3	-2	-3	-2	-3		3.79
8	3FTh		5.30	-0.61	-1	-1	-1	-1	-2	0	-1	-1	-2		4.69
9	5ALi4		7.00	1.60	3	3	2	3	2	2	2	2	2		8.60
10	3Li4		5.10	1.17	3	2	2	3	2	2	2	3	2		6.27
11	PCoSp4		4.50	0.84	2	2	2	0	2	2	1	2	2		5.34
			52.44											54.05	
Program Components			Factor												
Skating Skills			1.60	7.50	6.25	7.25	7.00	7.50	8.00	7.25	7.25	7.25	7.29		
Transitions			1.60	7.00	6.50	7.25	6.75	7.25	7.50	7.00	7.00	7.04			
Performance			1.60	7.25	5.75	7.00	6.75	7.50	7.75	7.00	7.25	7.14			
Composition			1.60	7.50	6.50	7.50	7.25	7.50	8.00	7.00	7.50	7.39			
Interpretation of the Music			1.60	7.25	6.75	6.75	7.00	7.50	8.00	6.75	7.25	7.11			
Judges Total Program Component Score (factored)														57.54	
Deductions:													0.00		

< Under-rotated jump

Rank	Name	Nation	Starting Number	Total Segment Score	Total Element Score	Total Program Component Score (factored)							Total Deductions		
6	Ioulia CHTCHETININA / Mark MAGYAR	HUN	2	100.50	48.68	51.82							0.00		
#	Executed Elements	Info	Base Value	GOE	J1	J2	J3	J4	J5	J6	J7	J8	J9	Ref.	Scores of Panel
1	3Tw1		5.10	0.95	2	3	3	2	1	1	2	2	1		6.05
2	2T		1.30	-0.30	-2	-3	-2	-2	-2	-2	-3	-3	-2		1.00
3	2S+2Tq	q	2.60	-0.50	-4	-3	-5	-3	-5	-3	-5	-3	-4		2.10
4	3FTh		5.30	-0.15	-1	2	0	1	0	0	-1	-1	-1		5.15
5	PCoSp2V		2.63	0.15	-2	0	1	0	0	1	1	1	1		2.78
6	3STh		4.40	0.25	-1	3	2	-1	1	2	0	0	0		4.65
7	5ALi4		7.00	0.90	1	2	0	2	0	1	2	2	1		7.90
8	ChSq1		3.00	-0.36	-2	-2	-1	1	1	0	-2	-1	0		2.64
9	3Li4		5.10	0.58	1	2	1	2	1	1	1	1	1		5.68
10	5RLi4		7.00	0.30	1	0	0	2	1	1	0	0	0		7.30
11	FIDs2		3.20	0.23	0	1	2	1	0	1	1	1	0		3.43
			46.63											48.68	
Program Components			Factor												
Skating Skills			1.60	5.75	6.25	6.50	6.75	7.25	6.75	6.50	7.25	6.75	6.68		
Transitions			1.60	5.75	6.00	6.00	6.25	7.00	6.25	6.75	7.00	6.50	6.39		
Performance			1.60	5.50	5.75	6.25	6.00	7.25	6.75	6.25	7.25	6.50	6.39		
Composition			1.60	6.25	6.00	6.50	6.25	7.00	6.75	6.50	7.00	6.75	6.57		
Interpretation of the Music			1.60	6.00	5.75	5.75	6.00	7.25	6.75	6.25	7.25	6.50	6.36		
Judges Total Program Component Score (factored)														51.82	
Deductions:													0.00		

q Jump landed on the quarter

Official Partners:



JUDGES DETAILS PER SKATER

PAIRS FREE SKATING

Rank	Name	Nation	Starting Number	Total Segment Score	Total Element Score	Total Program Component Score (factored)							Total Deductions		
7	Coline KERIVEN / Noel-Antoine PIERRE	FRA	1	97.55	46.40	52.15							-1.00		
#	Executed Elements	Info	Base Value	GOE	J1	J2	J3	J4	J5	J6	J7	J8	J9	Ref.	Scores of Panel
1	2Tw2		3.00	0.43	2	3	2	2	0	1	1	1	1		3.43
2	3T<<	<<	1.30	-0.63	-5	-4	-5	-5	-5	-5	-5	-5	-4		0.67
3	3LoTh		5.00	-2.50	-5	-5	-5	-5	-5	-5	-4	-5	-5		2.50
4	2S+1A+SEQ		1.92	0.04	2	0	0	1	0	0	0	0	1		1.96
5	5SLi4		6.20	0.62	2	1	0	1	1	1	1	1	1		6.82
6	ChSq1		3.00	0.64	2	2	1	2	1	1	1	1	1		3.64
7	3STh		4.40	0.57	2	2	1	1	1	1	0	1	2		4.97
8	5ALi4		7.00	1.30	2	3	1	2	2	1	2	2	2		8.30
9	3Li4		5.10	0.66	1	2	1	1	1	0	2	2	1		5.76
10	FiDs3		3.50	0.35	0	2	0	2	1	0	1	2	1		3.85
11	PCoSp4		4.50	0.00	0	1	0	-1	0	0	-1	1	0		4.50
			44.92											46.40	
Program Components			Factor												
Skating Skills			1.60	6.50	6.75	6.50	6.50	6.50	6.25	6.25	6.75	6.50			6.50
Transitions			1.60	7.25	6.75	6.50	6.25	6.25	6.00	6.25	6.50	6.25			6.39
Performance			1.60	6.75	6.50	6.75	6.50	6.75	6.25	6.25	6.50	6.25			6.50
Composition			1.60	7.00	6.75	7.00	6.75	6.50	6.25	6.00	6.75	6.50			6.64
Interpretation of the Music			1.60	7.00	6.75	6.50	6.50	6.75	6.50	6.00	6.50	6.50			6.57
Judges Total Program Component Score (factored)														52.15	
Deductions:			Falls	-1.00 (1)											-1.00
<< Downgraded jump															

Rank	Name	Nation	Starting Number	Total Segment Score	Total Element Score	Total Program Component Score (factored)							Total Deductions		
8	Camille KOVALEV / Pavel KOVALEV	FRA	3	96.73	44.15	52.58							0.00		
#	Executed Elements	Info	Base Value	GOE	J1	J2	J3	J4	J5	J6	J7	J8	J9	Ref.	Scores of Panel
1	3Tw2		5.40	-0.62	-2	-3	-2	-2	-1	0	0	-1	0		4.78
2	2T+1T		1.70	-0.26	-2	-2	-2	-2	0	-2	-3	-2	-2		1.44
3	3STh		4.40	-1.26	-3	-4	-2	-3	-3	-3	-3	-2	-3		3.14
4	5ALi1		5.80	-0.08	0	-1	0	-2	1	1	-2	2	0		5.72
5	PCoSp4		4.50	0.51	0	2	1	1	1	2	1	1	1		5.01
6	3FTh		5.30	-1.97	-4	-4	-3	-4	-5	-3	-4	-3	-4		3.33
7	5RLi3		6.60	0.19	0	1	0	0	0	1	-2	0	1		6.79
8	ChSq1		3.00	0.86	2	1	2	2	1	2	2	1	2		3.86
9	2S		1.30	0.13	2	1	2	2	0	0	0	1	1		1.43
10	FiDs3		3.50	0.45	1	1	1	2	1	1	1	2	2		3.95
11	3Li3		4.70	0.00	-1	0	0	0	-1	0	0	1	1		4.70
			46.20											44.15	
Program Components			Factor												
Skating Skills			1.60	6.75	6.75	6.75	6.75	6.75	6.50	6.50	7.00	6.25			6.68
Transitions			1.60	6.50	7.00	6.25	6.50	6.50	6.25	6.50	6.50	6.25			6.43
Performance			1.60	6.75	6.00	6.50	6.00	6.75	6.75	6.25	6.75	6.50			6.50
Composition			1.60	7.25	7.25	6.50	6.00	6.50	6.50	6.75	6.75	6.50			6.68
Interpretation of the Music			1.60	7.00	7.25	6.00	6.00	7.00	6.50	6.50	6.75	6.25			6.57
Judges Total Program Component Score (factored)														52.58	
Deductions:														0.00	

Official Partners:



FAREWELL & THANK YOU!

It has been a great pleasure to host the ISU Grand Prix in Grenoble, Internationaux de France from the 19th to the 21st of November.

Despite the difficult sanitary situation, we were delighted to be able to welcome this wonderful figure skating competition. What a joy to see all these skaters back in action in this great atmosphere and the figure skating family reunited again!

Teams have accomplished a wonderful work in this event, which would not have been possible without the essential support and contribution from the ISU and the cooperation of the Metropole Grenoble-Alpes, the Region AURA, the Department Isère and the City of Grenoble.

A warm thank you to all of them and to the spectators who came all the way to Grenoble.

Thanks also to the officials and the volunteers for their dedicated work and good energy.

We hope to see you all again very soon.

Nathalie
Péchalat
FFSG
President

Official Partners:



TOKIO
INKARAMI

PATINAGE
MAGAZINE

Promo ★ GLACE

RMC
INFO TALK SPORT

