



Junior Grand Prix of Figure Skating 2021/22

Cup of AUSTRIA

ISU JUNIOR GRAND PRIX
OF FIGURE SKATING
LINZ 6.-9.10.2021



PROTOCOL



Protocol

of the

ISU Junior Grand Prix of Figure Skating 2021/22

Cup of Austria 2021

organized by

Österreichischer Eiskunstlauf Verband

with the authorization of the

International Skating Union

held in

Linz / AUT

October 6 – 9, 2021

The events of the
ISU Junior Grand Prix of Figure Skating Cup of Austria 2021
took place at the

“Linz AG Eisarena”

an artificial and heated indoor ice surface.



International Skating Union (ISU)

Council

President: Jan Dijkema Netherlands

1st Vice President

Figure Skating: Alexander Lakernik Russia

2nd Vice President

Speed Skating: Tron Espeli Norway

Members

Figure Skating: Patricia St. Peter U.S.A.
 Tatsuro Matsumura Japan
 Maria Teresa Samaranch Spain
 Marie Lundmark Finland
 Benoit Lavoie Canada

Speed Skating: Stoytcho G. Stoytchev Bulgaria
 Sergio Anesi Italy
 Jae Youl Kim Republic of Korea
 Roland Etienne Maillard Switzerland
 Suwanna Silpa-Archa Thailand

Director General: Fredi Schmid Switzerland
 Treasurer: Ulrich Linder Switzerland
 Legal Advisors: Michael Geistlinger Austria
 Béatrice Pfister Switzerland

Figure Skating Technical Sports Director: Charles Z. Cyr U.S.A.

Speed Skating Technical Sports Director: Hugo Herrnhof Italy

Technical Committees

Single & Pair Skating

Chairperson: Fabio Bianchetti Italy
 Members: Yukiko Okabe Japan
 Rita Zonnekeyn Belgium
 Leena Laaksonen Finland
 Susan Lynch Australia
 Appointed Skater: Fedor Klimov Russia
 Appointed Coach: Patrick Meier Switzerland

Ice Dance

Chairperson: Halina Gordon-Poltorak Poland
 Members: Shawn Rettstatt U.S.A.
 Hilary Selby Great Britain
 György Elek Hungary
 Appointed Skater: Alper Ucar Turkey
 Appointed Coach: Maurizio Margaglio Italy

Synchronized Skating

Chairperson: Philippe Maitrot France
 Members: Petra Tyrbo Sweden
 Lois Long U.S.A.
 Uliana Chirkova Russia
 Appointed Skater: Roberta Giuliani Italy
 Appointed Coach: Cathy Dalton Canada

Time Schedule

Wednesday, October 6, 2021	10:00	Team Leader Meeting
	11:00	Medical Meeting
	16:30	Referee & Technical Controller Meeting
	17:30	Judges Draw & Meeting
Thursday, October 7, 2021	14:00	JUNIOR ICE DANCE – Rhythm Dance
	17:00	JUNIOR MEN – Short Program
Friday, October 8, 2021	09:45	JUNIOR PAIRS – Short Program
	12:15	JUNIOR WOMEN – Short Program
	18:10	JUNIOR MEN – Free Skating
		Victory Ceremony – Junior Men
Saturday, October 9, 2021	09:00	JUNIOR ICE DANCE – Free Dance
	12:00	JUNIOR PAIRS – Free Skating
	14:35	JUNIOR WOMEN – Free Skating
		Victory Ceremonies – Junior Women, Junior Ice Dance & Junior Pairs



ISU Event Officials

ISU Event Manager

Mr. Wieland LUEDERS

Regional Assistant Event Manager

Ms. Theresa KATZLINGER

MEN

Referee

Mr. Marco BUTTARELLI

Technical Controller

Ms. Magdalena RUSIECKA

Technical Specialist

Mr. Corey SUTHERLAND

Assistant Technical Specialist

Mr. Kevin MARSHALL

Data Operator

Mr. Dzianis SAROKIN

Replay Operator

Mr. Martin PAULMICHL

WOMEN

Referee

Ms. Anne CAMMETT

Technical Controller

Ms. Karen ARCHER

Technical Specialist

Ms. Olga BARANOVA

Assistant Technical Specialist

Ms. Sara AGNAFORS

Data Operator

Mr. Martin PAULMICHL

Replay Operator

Mr. Dzianis SAROKIN

PAIRS

Referee

Ms. Francoise DE RAPPARD

Technical Controller

Mr. Pekka LESKINEN

Technical Specialist

Mr. Sarkis TEWANIAN

Assistant Technical Specialist

Ms. Dana GRAHAM

Data Operator

Mr. Martin PAULMICHL

Replay Operator

Mr. Dzianis SAROKIN

ICE DANCE

Referee

Ms. Janis ENGEL

Technical Controller

Ms. Ingrid Charlotte WOLTER

Technical Specialist

Ms. Galit CHAIT MORACCI

Assistant Technical Specialist

Ms. Anna KRYTSKAYA

Data Operator

Mr. Dzianis SAROKIN

Replay Operator

Mr. Martin PAULMICHL



JUNIOR GRAND PRIX OF FIGURE SKATING 2021 / 2022

October 6 – 9, 2021 – Linz / AUT



Participating ISU Members and Entries

Member		Junior Men	Women	Pairs	Junior Ice Dance	Total
Andorra	AND	0	1	0	0	1
Australia	AUS	0	1	1	0	3
Austria	AUT	1	3	0	2	8
Bosnia and Herzegovina	BIH	0	1	0	0	1
Belarus	BLR	1	1	0	0	2
Bulgaria	BUL	0	1	0	0	1
Canada	CAN	1	1	0	2	6
Croatia	CRO	0	1	0	0	1
Czech Republic	CZE	1	0	0	1	3
Spain	ESP	1	0	0	1	3
Estonia	EST	1	1	0	1	4
Finland	FIN	0	1	0	0	1
France	FRA	1	0	0	0	1
Georgia	GEO	0	0	1	1	4
Germany	GER	1	1	1	1	6
Hungary	HUN	1	1	0	0	2
Ireland	IRL	1	1	0	0	2
Israel	ISR	1	1	0	0	2
Italy	ITA	2	1	2	1	9
Kazakhstan	KAZ	0	0	0	1	2
Republic of Korea	KOR	1	3	0	0	4
Latvia	LAT	0	1	0	0	1
Luxembourg	LUX	0	1	0	0	1
Republic of North Macedonia	MKD	0	1	0	0	1
Netherlands	NED	0	1	0	0	1
Norway	NOR	0	1	0	0	1
Philippines	PHI	0	1	0	0	1
Poland	POL	0	2	0	0	2
Romania	ROU	0	1	0	0	1
South Africa	RSA	1	0	0	0	1
Russia	RUS	2	2	3	2	14
Slovenia	SLO	1	1	0	0	2
Serbia	SRB	0	1	0	0	1
Switzerland	SUI	0	0	0	1	2
Sweden	SWE	1	1	0	0	2
Chinese Taipei	TPE	1	1	0	0	2
Turkey	TUR	1	0	0	0	1
Ukraine	UKR	1	1	1	1	6
United States of America	USA	1	2	3	2	13
Uzbekistan	UZB	0	0	1	0	2
		23	38	13	17	121
Nations		21	31	8	13	40

08/10/2021 09:07:52 UTC

Federation President	Christiane Mörth
General Secretary	Katharina Rauch
OC Office	Lydia Wögerbauer
Accreditation	Larissa Freyler, Alexandra Philippova
Judges and Officials, Ceremonies	Elisabeth Binder
Meals	Gabriela Pichler
Medical	Dr. Ana Culjak-Laginja, Carina Frühwirth
Music	Thomas Biegler
Press and Media	Carmen Kiefer
Social Media	Theresa Marka
Transportation	Tobias Steindl



JUNIOR MEN

Linz AG Eisarena	07.10.2021	17:00	Short Program
	08.10.2021	18:10	Free Skating

Size of Skating Arena:	30m*60m
Ice Conditions:	very good
Number of Entries:	23
Number of Participants:	23

Entry Withdrawn:

Short Program		
Duration:	2:40 +/- 10 seconds	
Segment Factor:	1.00	
Program Component Factors:	Skating Skills	1.00
	Transitions	1.00
	Performance	1.00
	Composition	1.00
	Interpretation of the Music	1.00

Free Skating		
Duration:	3:30 +/- 10 seconds	
Segment Factor:	1.00	
Program Component Factors:	Skating Skills	2.00
	Transitions	2.00
	Performance	2.00
	Composition	2.00
	Interpretation of the Music	2.00

RESULTS

JUNIOR MEN

Pl.	Name	Nation	Total Score	SP	FS
1	Ilija MALININ	USA	245.35	1	1
2	Artem KOVALEV	RUS	221.51	2	3
3	Kirill SARNOVSKIY	RUS	216.70	3	2
4	Nikolaj MEMOLA	ITA	197.63	4	7
5	Andreas NORDEBACK	SWE	197.16	5	4
6	Mihhail SELEVKO	EST	195.79	8	5
7	Lev VINOKUR	ISR	190.15	6	6
8	Matthew NEWNHAM	CAN	178.39	10	8
9	Hyungyeom KIM	KOR	177.33	7	9
10	Louis WEISSERT	GER	174.60	11	10
11	Yu-Hsiang LI	TPE	174.09	12	11
12	Alexander LEBEDEV	BLR	169.13	9	12
13	Kyrylo LISHENKO	UKR	161.19	13	13
14	Emanuele INDELICATO	ITA	159.07	14	15
15	Ian VAUCLIN	FRA	156.24	15	14
16	Mozes Jozsef BEREI	HUN	145.55	16	16
17	Damian MALCZYK	CZE	143.60	17	17
18	Pablo GARCIA	ESP	129.31	19	18
19	Efe Ergin DINCER	TUR	128.83	18	19
20	Tobia OELLERER	AUT	110.15	20	21
21	David SEDEJ	SLO	104.52	21	20
22	Dillon JUDGE	IRL	92.48	22	23
23	Sinali SANGO	RSA	90.03	23	22



Mr. Marco BUTTARELLI, ISU
Referee



Ms. Magdalena RUSIECKA, ISU
Technical Controller

printed: 08.10.2021 21:40

Legend:	FS Free Skating	SP Short Program
----------------	------------------------	-------------------------

PANEL OF JUDGES
JUNIOR MEN SHORT PROGRAM

Officials

Technical Controller	Ms. Magdalena RUSIECKA	ISU
Technical Specialist	Mr. Corey SUTHERLAND	ISU
Assistant Technical Specialist	Mr. Kevin MARSHALL	ISU

Judges

Referee	Mr. Marco BUTTARELLI	ISU
Judge No. 1	Ms. Ji Young HAN	KOR
Judge No. 2	Mr. Bugra Artun OLGUN	TUR
Judge No. 3	Ms. Noemi STIPKOVITS	HUN
Judge No. 4	Ms. Alexandra REATAZA-SVARD	SWE
Judge No. 5	Ms. Marketa HORKLOVA	CZE
Judge No. 6	Ms. Miriam PALANGE	ITA
Judge No. 7	Ms. Marion JÄGER	AUT
Judge No. 8	Ms. Breda MARINSEK	SLO
Judge No. 9	Ms. Leslie KEEN	CAN

Data/Replay Operator

Data Operator	Mr. Dzianis SAROKIN	ISU
Replay Operator	Mr. Martin PAULMICHL	ISU

RESULTS

JUNIOR MEN SHORT PROGRAM

Pl.	Name	Nation	Total Segment Score
1	Iliia MALININ	USA	81.31
2	Artem KOVALEV	RUS	80.97
3	Kirill SARNOVSKIY	RUS	75.20
4	Nikolaj MEMOLA	ITA	71.05
5	Andreas NORDEBACK	SWE	62.90
6	Lev VINOKUR	ISR	62.53
7	Hyungyeom KIM	KOR	62.42
8	Mihhail SELEVKO	EST	62.16
9	Alexander LEBEDEV	BLR	61.80
10	Matthew NEWNHAM	CAN	61.70
11	Louis WEISSERT	GER	60.85
12	Yu-Hsiang LI	TPE	60.58
13	Kyrylo LISHENKO	UKR	58.54
14	Emanuele INDELICATO	ITA	58.49
15	Ian VAUCLIN	FRA	55.24
16	Mozes Jozsef BEREI	HUN	53.01
17	Damian MALCZYK	CZE	52.88
18	Efe Ergin DINCER	TUR	46.28
19	Pablo GARCIA	ESP	42.06
20	Tobia OELLERER	AUT	41.07
21	David SEDEJ	SLO	32.86
22	Dillon JUDGE	IRL	32.75
23	Sinali SANGO	RSA	28.35



Mr. Marco BUTTARELLI, ISU
Referee



Ms. Magdalena RUSIECKA, ISU
Technical Controller

JUDGES DETAILS PER SKATER
JUNIOR MEN SHORT PROGRAM

Rank	Name	Nation	Starting Number	Total Segment Score	Total Element Score	Total Program Component Score (factored)	Total Deductions
1	Ilia MALININ	USA	3	81.31	45.35	35.96	0.00

#	Executed Elements	Info	Base Value	GOE	J1	J2	J3	J4	J5	J6	J7	J8	J9	Ref.	Scores of Panel
1	3Lz+3T		10.10	1.60	3	3	3	2	3	3	2	2	3		11.70
2	3F		5.30	1.51	3	3	2	3	3	3	2	3	3		6.81
3	CCSp4		3.20	0.87	3	3	3	3	3	2	2	2	3		4.07
4	3A	x	8.80	2.17	2	4	3	3	3	2	2	3	3		10.97
5	FSSp4		3.00	0.30	1	1	1	1	1	1	1	2	0		3.30
6	StSq3		3.30	0.75	2	2	3	3	3	2	2	2	2		4.05
7	CCoSp4		3.50	0.95	2	3	2	4	3	3	2	3	3		4.45
			37.20												45.35
Program Components				Factor											
Skating Skills				1.00	7.25	7.00	7.50	7.50	6.75	6.50	7.25	7.25	7.50		7.21
Transitions				1.00	7.25	7.00	7.25	7.25	6.75	6.00	7.00	7.00	7.50		7.07
Performance				1.00	7.50	7.25	7.00	7.50	7.50	7.00	7.25	7.25	7.75		7.32
Composition				1.00	7.25	7.25	7.25	7.75	7.25	6.25	7.00	6.75	7.50		7.18
Interpretation of the Music				1.00	7.25	7.00	7.25	7.50	7.25	6.50	7.25	7.00	7.25		7.18
Judges Total Program Component Score (factored)														35.96	

Deductions:	0.00
--------------------	-------------

x Credit for highlight distribution, base value multiplied by 1.1

Rank	Name	Nation	Starting Number	Total Segment Score	Total Element Score	Total Program Component Score (factored)	Total Deductions
2	Artem KOVALEV	RUS	9	80.97	44.01	36.96	0.00

#	Executed Elements	Info	Base Value	GOE	J1	J2	J3	J4	J5	J6	J7	J8	J9	Ref.	Scores of Panel
1	3A		8.00	2.51	3	3	3	4	3	3	3	3	4		10.51
2	3Lz+3T		10.10	1.52	2	3	3	3	3	3	2	2	2		11.62
3	FSSp3		2.60	0.37	1	1	1	2	2	2	1	2	1		2.97
4	StSq3		3.30	0.99	3	3	3	3	3	3	3	3	4		4.29
5	3F	x	5.83	1.14	1	2	2	3	3	2	2	2	2		6.97
6	CCSp4		3.20	0.55	2	2	1	2	2	1	-1	2	2		3.75
7	CCoSp4		3.50	0.40	2	1	0	2	2	2	1	0	-1		3.90
			36.53												44.01
Program Components				Factor											
Skating Skills				1.00	7.75	7.25	7.25	7.25	7.25	7.00	7.50	7.50	7.75		7.39
Transitions				1.00	7.50	7.25	7.00	7.00	7.00	6.50	7.25	7.00	7.50		7.14
Performance				1.00	7.75	7.75	7.00	7.50	7.75	7.50	7.50	7.50	8.25		7.61
Composition				1.00	7.75	7.50	7.00	7.25	7.50	7.00	7.25	7.25	7.75		7.36
Interpretation of the Music				1.00	7.75	7.50	7.50	7.00	7.50	7.25	7.50	7.25	8.00		7.46
Judges Total Program Component Score (factored)														36.96	

Deductions:	0.00
--------------------	-------------

x Credit for highlight distribution, base value multiplied by 1.1

JUDGES DETAILS PER SKATER
JUNIOR MEN SHORT PROGRAM

Rank	Name	Nation	Starting Number	Total Segment Score	Total Element Score	Total Program Component Score (factored)							Total Deductions			
3	Kirill SARNOVSKIY	RUS	16	75.20	39.99	35.21							0.00			
#	Executed Elements	Info	Base Value	GOE	J1	J2	J3	J4	J5	J6	J7	J8	J9	Ref.	Scores of Panel	
1	3A		8.00	0.91	1	2	3	0	1	1	2	1	0		8.91	
2	3F		5.30	1.14	1	2	3	2	3	2	2	2	2		6.44	
3	CCSp4		3.20	0.87	3	2	3	3	2	3	2	3	3		4.07	
4	FSSp4		3.00	0.60	2	2	2	2	2	2	2	2	2		3.60	
5	3Lz+3T<	<	10.19	x -1.43	-2	-3	-3	-2	-2	-2	-2	-3	-4		8.76	
6	StSq3		3.30	0.61	2	2	3	3	1	1	2	2	1		3.91	
7	CCoSp4		3.50	0.80	3	2	4	3	2	2	2	2	2		4.30	
			36.49												39.99	
Program Components			Factor													
Skating Skills			1.00	7.25	7.00	7.75	7.25	7.00	7.00	7.25	7.00	7.25	7.00	7.25		7.14
Transitions			1.00	7.25	6.75	7.50	7.00	6.50	6.00	6.75	6.50	7.00	6.50	7.00		6.82
Performance			1.00	7.50	7.25	7.50	7.25	6.75	6.75	7.25	7.00	7.75	7.75	7.25		7.21
Composition			1.00	7.25	7.00	7.50	7.00	6.75	6.50	7.00	6.75	7.25	7.25	7.00		7.00
Interpretation of the Music			1.00	7.25	7.00	7.50	7.00	6.75	6.50	7.25	7.00	7.00	7.00		7.04	
Judges Total Program Component Score (factored)														35.21		
Deductions:															0.00	

x Credit for highlight distribution, base value multiplied by 1.1 < Under-rotated jump

Rank	Name	Nation	Starting Number	Total Segment Score	Total Element Score	Total Program Component Score (factored)							Total Deductions			
4	Nikolaj MEMOLA	ITA	7	71.05	38.30	32.75							0.00			
#	Executed Elements	Info	Base Value	GOE	J1	J2	J3	J4	J5	J6	J7	J8	J9	Ref.	Scores of Panel	
1	3A		8.00	0.46	0	0	1	0	1	1	1	1	-1		8.46	
2	3F		5.30	1.14	1	2	2	3	2	2	2	2	3		6.44	
3	CCSp3		2.80	0.36	1	1	1	1	1	2	2	2	1		3.16	
4	3Lz+3Tq	q	11.11	x -1.52	-2	-4	-3	-3	-3	-1	-2	-3	-2		9.59	
5	FSSp4		3.00	0.26	1	1	0	1	2	1	1	1	0		3.26	
6	StSq2		2.60	0.59	1	2	2	3	3	3	2	2	2		3.19	
7	CCoSp4		3.50	0.70	2	2	2	2	3	2	2	2	-1		4.20	
			36.31												38.30	
Program Components			Factor													
Skating Skills			1.00	6.25	6.25	6.50	6.50	6.75	6.50	6.50	6.50	6.50	6.25	6.25		6.43
Transitions			1.00	5.50	6.00	6.00	6.50	6.50	6.50	6.25	6.25	6.25	6.50	6.50		6.29
Performance			1.00	6.25	6.50	6.25	6.75	7.50	7.25	6.75	6.75	6.75	6.25	6.25		6.64
Composition			1.00	6.00	6.25	6.25	7.25	7.00	6.75	6.75	6.50	7.00	7.00	6.64		6.64
Interpretation of the Music			1.00	6.25	6.50	6.75	7.00	7.50	6.50	6.75	6.75	7.00	7.00	6.75		6.75
Judges Total Program Component Score (factored)														32.75		
Deductions:															0.00	

x Credit for highlight distribution, base value multiplied by 1.1 q Jump landed on the quarter



JUDGES DETAILS PER SKATER

JUNIOR MEN SHORT PROGRAM

Rank	Name	Nation	Starting Number	Total Segment Score	Total Element Score	Total Program Component Score (factored)							Total Deductions		
5	Andreas NORDEBACK	SWE	13	62.90	30.14	32.76							0.00		
#	Executed Elements	Info	Base Value	GOE	J1	J2	J3	J4	J5	J6	J7	J8	J9	Ref.	Scores of Panel
1	3Lz+3Tq	q	10.10	-0.93	-2	-2	-2	-2	-1	-1	-1	-2	-1		9.17
2	2A		3.30	0.38	2	1	1	-1	2	2	1	1	0		3.68
3	FSSp4		3.00	0.77	3	3	2	2	3	4	1	2	3		3.77
4	CCSp		0.00	0.00	-	-	-	-	-	-	-	-	-		0.00
5	3F	x	5.83	-1.36	-2	-3	-3	-2	-2	-2	-3	-3	-4		4.47
6	StSq4		3.90	1.00	3	2	3	2	3	3	2	1	4		4.90
7	CCoSp4		3.50	0.65	2	2	3	1	2	2	1	1	3		4.15
			29.63												30.14
Program Components				Factor											
Skating Skills				1.00	6.75	6.50	6.50	6.50	6.25	7.25	6.25	6.50	8.25		6.61
Transitions				1.00	6.50	6.25	6.50	6.25	6.50	7.50	6.00	6.25	7.50		6.54
Performance				1.00	6.50	6.50	6.00	6.50	6.00	6.75	6.25	6.50	7.00		6.43
Composition				1.00	6.75	6.75	6.25	6.25	6.50	7.25	6.25	6.25	7.00		6.54
Interpretation of the Music				1.00	6.75	6.50	6.50	6.25	6.75	7.00	6.50	6.50	7.50		6.64
Judges Total Program Component Score (factored)															32.76
Deductions:															0.00

q Jump landed on the quarter x Credit for highlight distribution, base value multiplied by 1.1

Rank	Name	Nation	Starting Number	Total Segment Score	Total Element Score	Total Program Component Score (factored)							Total Deductions				
6	Lev VINOKUR	ISR	10	62.53	32.99	30.54							-1.00				
#	Executed Elements	Info	Base Value	GOE	J1	J2	J3	J4	J5	J6	J7	J8	J9	Ref.	Scores of Panel		
1	3A		8.00	0.57	1	1	2	0	0	1	1	1	0		8.57		
2	3Lz+3Tq	q	10.10	-0.76	-1	-2	-1	-2	-1	-1	-1	-2	-1		9.34		
3	FSSp2		2.30	-0.13	0	-2	2	-2	0	0	0	0	-2		2.17		
4	3Fq	q	5.83	-2.65	-5	-5	-5	-5	-5	-5	-5	-5	-5		3.18		
5	CCSp4		3.20	0.18	2	1	2	1	0	0	-2	0	0		3.38		
6	StSq3		3.30	0.57	2	2	2	2	2	2	1	1	1		3.87		
7	CCoSp3V		2.25	0.23	2	1	1	1	1	1	1	1	0		2.48		
			34.98												32.99		
Program Components				Factor													
Skating Skills				1.00	6.50	6.25	6.00	6.50	5.75	6.00	6.50	5.75	5.00		6.11		
Transitions				1.00	6.50	6.00	6.25	5.50	5.75	6.50	6.25	5.25	5.00		5.93		
Performance				1.00	6.75	6.50	6.00	6.00	6.00	6.25	6.50	5.75	5.25		6.14		
Composition				1.00	6.50	6.00	6.25	6.25	6.25	6.00	6.25	5.50	5.25		6.07		
Interpretation of the Music				1.00	6.75	6.50	6.50	6.00	6.25	6.50	6.50	5.75	5.00		6.29		
Judges Total Program Component Score (factored)															30.54		
Deductions:				Falls	-1.00	(1)											-1.00

q Jump landed on the quarter x Credit for highlight distribution, base value multiplied by 1.1

JUDGES DETAILS PER SKATER
JUNIOR MEN SHORT PROGRAM

Rank	Name	Nation	Starting Number	Total Segment Score	Total Element Score	Total Program Component Score (factored)	Total Deductions								
7	Hyungyeom KIM	KOR	5	62.42	31.92	30.50	0.00								
#	Executed Elements	Info	Base Value	GOE	J1	J2	J3	J4	J5	J6	J7	J8	J9	Ref.	Scores of Panel
1	3Lz+3T<	<	9.26	-1.43	-3	-2	-2	-2	-2	-1	-3	-3	-3		7.83
2	2A		3.30	0.42	1	1	1	1	2	2	1	2	0		3.72
3	CCSp4		3.20	-0.27	0	-1	-2	-1	-1	-1	0	0	-2		2.93
4	3F		5.83	x 0.83	1	2	2	1	2	2	1	2	1		6.66
5	FSSp4		3.00	0.26	1	1	0	1	1	1	1	1	0		3.26
6	StSq3		3.30	0.52	2	3	2	2	1	2	1	1	1		3.82
7	CCoSp4		3.50	0.20	2	2	-1	-1	1	1	1	1	-2		3.70
			31.39												31.92
Program Components			Factor												
Skating Skills			1.00	6.00	6.50	5.50	6.50	5.75	6.25	6.25	6.25	5.75			6.11
Transitions			1.00	6.00	6.25	5.25	6.50	6.25	6.50	6.00	6.00	6.00			6.14
Performance			1.00	6.25	6.75	5.75	6.00	6.25	6.50	6.25	6.00	5.00			6.14
Composition			1.00	6.25	6.25	5.75	6.25	6.00	6.25	6.00	6.00	5.50			6.07
Interpretation of the Music			1.00	6.00	6.75	6.00	5.75	6.00	6.50	6.25	5.75	5.25			6.04
Judges Total Program Component Score (factored)															30.50

Deductions: 0.00
 < Under-rotated jump x Credit for highlight distribution, base value multiplied by 1.1

Rank	Name	Nation	Starting Number	Total Segment Score	Total Element Score	Total Program Component Score (factored)	Total Deductions								
8	Mihhail SELEVKO	EST	18	62.16	29.94	33.22	-1.00								
#	Executed Elements	Info	Base Value	GOE	J1	J2	J3	J4	J5	J6	J7	J8	J9	Ref.	Scores of Panel
1	3F		5.30	-0.53	-1	-2	-2	-1	1	1	-1	-1	-3		4.77
2	3Aq	q	8.00	-4.00	-5	-5	-5	-5	-5	-5	-5	-5	-5		4.00
3	CCoSp4		3.50	0.75	2	3	3	2	2	2	2	2	1		4.25
4	2Lz+3Tq	q	6.93	x -0.66	-2	-2	-1	-3	-2	-1	0	-2	-1		6.27
5	CCSp4		3.20	0.32	0	2	-2	1	1	1	2	2	0		3.52
6	FSSp4		3.00	0.26	1	1	0	1	1	1	1	1	0		3.26
7	StSq3		3.30	0.57	2	2	1	1	2	2	2	2	1		3.87
			33.23												29.94
Program Components			Factor												
Skating Skills			1.00	6.25	6.75	6.50	6.25	6.50	7.50	7.50	6.75	7.00			6.75
Transitions			1.00	6.25	6.50	6.25	5.75	6.25	7.00	7.25	6.75	6.75			6.54
Performance			1.00	6.25	6.75	6.25	6.25	6.00	6.75	7.50	7.00	6.25			6.50
Composition			1.00	6.25	7.00	6.50	6.00	6.50	7.25	7.25	6.75	7.00			6.75
Interpretation of the Music			1.00	6.50	6.75	6.50	6.00	6.50	7.00	7.50	7.00	6.50			6.68
Judges Total Program Component Score (factored)															33.22

Deductions: Falls -1.00 (1)
 q Jump landed on the quarter x Credit for highlight distribution, base value multiplied by 1.1

JUDGES DETAILS PER SKATER
JUNIOR MEN SHORT PROGRAM

Rank	Name	Nation	Starting Number	Total Segment Score	Total Element Score	Total Program Component Score (factored)							Total Deductions			
9	Alexander LEBEDEV	BLR	23	61.80	31.87	30.93							-1.00			
#	Executed Elements	Info	Base Value	GOE	J1	J2	J3	J4	J5	J6	J7	J8	J9	Ref.	Scores of Panel	
1	3F!	!	5.30	-0.15	0	0	0	-1	0	1	0	-1	-1		5.15	
2	3A<	<	6.40	-3.20	-5	-5	-5	-5	-5	-5	-5	-5	-5		3.20	
3	CCSp4		3.20	-0.09	-1	-1	0	0	0	0	0	0	-2		3.11	
4	3Lz+3Tq	q	11.11	x -0.42	0	-1	0	-2	-1	-1	0	-1	-1		10.69	
5	CCoSp3		3.00	0.09	1	1	1	0	0	0	0	0	-1		3.09	
6	FSSp4		3.00	0.00	1	1	1	0	-1	-1	0	-1	0		3.00	
7	StSq3		3.30	0.33	1	1	2	-1	1	0	1	1	2		3.63	
			35.31												31.87	
Program Components			Factor													
Skating Skills			1.00	6.50	6.50	6.25	6.25	6.00	6.00	6.25	6.50	6.25	6.29			
Transitions			1.00	6.25	6.25	6.50	6.00	5.50	6.00	6.00	6.00	6.50	6.14			
Performance			1.00	6.25	6.75	6.25	5.75	5.75	5.75	6.25	6.25	6.00	6.07			
Composition			1.00	6.50	6.50	6.25	6.25	6.00	6.00	6.25	6.00	6.50	6.25			
Interpretation of the Music			1.00	6.25	6.50	6.75	5.75	5.75	5.75	6.25	6.25	6.50	6.18			
Judges Total Program Component Score (factored)													30.93			
Deductions:			Falls			-1.00	(1)									-1.00

! Not clear edge < Under-rotated jump x Credit for highlight distribution, base value multiplied by 1.1 q Jump landed on the quarter

Rank	Name	Nation	Starting Number	Total Segment Score	Total Element Score	Total Program Component Score (factored)							Total Deductions			
10	Matthew NEWNHAM	CAN	14	61.70	29.90	32.80							-1.00			
#	Executed Elements	Info	Base Value	GOE	J1	J2	J3	J4	J5	J6	J7	J8	J9	Ref.	Scores of Panel	
1	2Lz+3T		6.30	0.48	0	1	1	1	1	2	1	1	2		6.78	
2	2A		3.30	0.80	2	2	3	3	3	2	2	2	3		4.10	
3	FSSp4		3.00	0.47	2	2	3	2	2	1	1	1	1		3.47	
4	3F	x	5.83	-2.65	-5	-5	-5	-5	-5	-5	-5	-5	-5		3.18	
5	CCSp4		3.20	0.82	3	2	3	3	3	3	1	2	2		4.02	
6	StSq3		3.30	0.80	2	2	3	4	3	3	2	2	2		4.10	
7	CCoSp4		3.50	0.75	2	2	3	3	3	2	1	0	2		4.25	
			28.43												29.90	
Program Components			Factor													
Skating Skills			1.00	5.75	6.50	7.00	7.00	6.00	7.00	7.00	7.00	6.00	6.25	6.54		
Transitions			1.00	5.50	6.25	7.00	6.75	6.00	7.25	6.75	5.50	6.00	6.32			
Performance			1.00	5.75	6.75	6.75	7.25	6.25	7.00	7.00	5.75	6.25	6.54			
Composition			1.00	5.75	6.50	7.00	7.00	6.50	7.25	7.00	5.75	6.50	6.61			
Interpretation of the Music			1.00	6.00	6.75	7.25	7.25	6.75	7.25	7.00	6.00	6.50	6.79			
Judges Total Program Component Score (factored)													32.80			
Deductions:			Falls			-1.00	(1)									-1.00

x Credit for highlight distribution, base value multiplied by 1.1

JUDGES DETAILS PER SKATER
JUNIOR MEN SHORT PROGRAM

Rank	Name	Nation	Starting Number	Total Segment Score	Total Element Score	Total Program Component Score (factored)	Total Deductions
11	Louis WEISSERT	GER	19	60.85	28.61	32.24	0.00

#	Executed Elements	Info	Base Value	GOE	J1	J2	J3	J4	J5	J6	J7	J8	J9	Ref.	Scores of Panel
1	3Fq	q	5.30	-0.76	-2	-1	-1	-2	-1	-1	-1	-2	-2		4.54
2	3T+2T		5.50	0.42	1	1	1	1	1	1	1	1	0		5.92
3	FSSp4		3.00	0.47	1	1	2	2	2	2	2	1	0		3.47
4	2A	x	3.63	0.38	1	1	1	1	2	2	1	1	1		4.01
5	StSq2		2.60	0.45	1	1	3	3	2	2	1	1	2		3.05
6	CCSp4		3.20	0.32	1	1	2	2	-1	2	-1	1	1		3.52
7	CCoSp4		3.50	0.60	2	2	3	2	2	2	0	1	1		4.10
			26.73												28.61
Program Components				Factor											
Skating Skills				1.00	5.75	5.75	6.50	6.75	6.00	6.75	7.00	6.00	7.25		6.39
Transitions				1.00	5.75	5.25	6.50	6.50	6.25	7.50	7.25	5.50	8.50		6.46
Performance				1.00	5.75	5.75	6.50	6.75	6.25	6.50	7.25	5.75	7.50		6.39
Composition				1.00	5.75	5.25	6.75	6.50	6.25	7.25	7.00	5.75	8.25		6.46
Interpretation of the Music				1.00	5.50	5.75	6.75	6.50	6.50	7.00	7.25	6.00	7.75		6.54
Judges Total Program Component Score (factored)															32.24

Deductions:	0.00
--------------------	-------------

q Jump landed on the quarter x Credit for highlight distribution, base value multiplied by 1.1

Rank	Name	Nation	Starting Number	Total Segment Score	Total Element Score	Total Program Component Score (factored)	Total Deductions
12	Yu-Hsiang LI	TPE	12	60.58	31.15	29.43	0.00

#	Executed Elements	Info	Base Value	GOE	J1	J2	J3	J4	J5	J6	J7	J8	J9	Ref.	Scores of Panel
1	3Lzq+3Tq	q	10.10	-1.18	-2	-1	-3	-3	-4	-1	-1	-1	-3		8.92
2	2A		3.30	0.61	1	2	3	2	2	2	2	1	2		3.91
3	CCSp2		2.30	0.16	1	1	2	2	0	0	0	1	0		2.46
4	3F		5.30	0.83	1	2	3	1	2	2	2	1	0		6.13
5	StSq2		2.60	-0.04	0	0	2	0	0	-1	0	0	-2		2.56
6	FSSp4		3.00	0.17	1	1	1	1	1	0	0	0	0		3.17
7	CCoSp4		3.50	0.50	1	2	2	1	2	1	1	2	0		4.00
			30.10												31.15
Program Components				Factor											
Skating Skills				1.00	5.75	6.25	6.50	5.75	5.75	6.00	6.25	5.75	4.75		5.93
Transitions				1.00	5.50	6.00	6.25	5.75	5.75	6.25	5.50	5.50	5.00		5.75
Performance				1.00	6.00	6.50	6.25	6.25	6.00	6.25	6.00	5.75	5.00		6.07
Composition				1.00	5.75	6.00	6.50	6.00	6.00	6.00	5.75	5.50	5.25		5.86
Interpretation of the Music				1.00	5.75	6.25	6.50	5.75	5.75	5.75	5.75	5.75	5.00		5.82
Judges Total Program Component Score (factored)															29.43

Deductions:	0.00
--------------------	-------------

q Jump landed on the quarter



JUDGES DETAILS PER SKATER

JUNIOR MEN SHORT PROGRAM

Rank	Name	Nation	Starting Number	Total Segment Score	Total Element Score	Total Program Component Score (factored)	Total Deductions
13	Kyrylo LISHENKO	UKR	6	58.54	30.35	28.19	0.00

#	Executed Elements	Info	Base Value	GOE	J1	J2	J3	J4	J5	J6	J7	J8	J9	Ref.	Scores of Panel
1	3Lz+2T		7.20	-0.08	0	0	0	1	0	0	0	-1	-1		7.12
2	3F		5.30	0.98	2	2	2	2	2	2	1	1	3		6.28
3	CCSp4		3.20	0.14	0	0	-1	0	1	1	1	0	1		3.34
4	2A	x	3.63	0.42	1	1	1	2	2	1	0	2	1		4.05
5	FSSp4		3.00	0.47	2	1	1	3	2	2	1	1	2		3.47
6	StSq2		2.60	0.19	2	0	-1	2	1	1	1	0	0		2.79
7	CCoSp4		3.50	-0.20	0	-2	-2	0	0	0	0	0	-2		3.30
			28.43												30.35
Program Components				Factor											
Skating Skills				1.00	6.00	5.50	5.75	6.50	5.75	5.25	5.75	5.50	6.00		5.75
Transitions				1.00	5.75	5.00	5.50	5.75	5.50	5.25	6.00	5.00	6.25		5.54
Performance				1.00	6.00	5.25	5.75	6.00	5.50	5.50	6.00	5.25	5.75		5.68
Composition				1.00	6.00	5.25	5.75	6.00	5.75	5.25	5.75	5.25	5.50		5.61
Interpretation of the Music				1.00	6.25	5.00	5.75	6.25	5.50	5.00	6.00	5.25	5.50		5.61
Judges Total Program Component Score (factored)															28.19

Deductions:															0.00
--------------------	--	--	--	--	--	--	--	--	--	--	--	--	--	--	-------------

x Credit for highlight distribution, base value multiplied by 1.1

Rank	Name	Nation	Starting Number	Total Segment Score	Total Element Score	Total Program Component Score (factored)	Total Deductions
14	Emanuele INDELICATO	ITA	4	58.49	30.56	28.93	-1.00

#	Executed Elements	Info	Base Value	GOE	J1	J2	J3	J4	J5	J6	J7	J8	J9	Ref.	Scores of Panel
1	3Lz+3T		10.10	-2.87	-5	-5	-5	-5	-5	-5	-4	-4	-5		7.23
2	3F		5.30	0.76	2	2	1	2	2	1	0	0	3		6.06
3	CCoSp4		3.50	0.15	0	1	-1	0	1	1	0	0	2		3.65
4	2A		3.30	-0.09	-1	0	-1	-1	1	1	-2	0	0		3.21
5	CCSp4		3.20	0.23	1	1	-1	1	2	1	0	1	0		3.43
6	StSq3		3.30	0.42	1	1	1	1	2	2	1	1	2		3.72
7	FSSp4		3.00	0.26	0	1	0	-1	2	1	1	1	2		3.26
			31.70												30.56
Program Components				Factor											
Skating Skills				1.00	5.50	5.25	5.75	6.25	6.00	6.25	5.00	5.25	6.50		5.75
Transitions				1.00	5.25	5.25	5.50	5.50	6.00	6.25	5.75	5.00	7.00		5.64
Performance				1.00	5.50	5.50	5.50	5.75	6.25	6.00	6.00	5.25	6.50		5.79
Composition				1.00	5.50	5.50	5.75	5.75	6.25	6.50	6.00	5.00	7.50		5.89
Interpretation of the Music				1.00	5.50	5.25	5.50	6.00	6.50	6.25	6.00	5.00	7.25		5.86
Judges Total Program Component Score (factored)															28.93

Deductions:	Time violation	-1.00													-1.00
--------------------	----------------	-------	--	--	--	--	--	--	--	--	--	--	--	--	--------------

JUDGES DETAILS PER SKATER
JUNIOR MEN SHORT PROGRAM

Rank	Name	Nation	Starting Number	Total Segment Score	Total Element Score	Total Program Component Score (factored)							Total Deductions		
15	Ian VAUCLIN	FRA	1	55.24	26.02	29.22							0.00		
#	Executed Elements	Info	Base Value	GOE	J1	J2	J3	J4	J5	J6	J7	J8	J9	Ref.	Scores of Panel
1	2A		3.30	0.00	1	1	0	-1	1	0	0	-2	-1		3.30
2	3T+2T		5.50	0.18	1	1	0	1	1	1	-1	-1	0		5.68
3	FSSp3		2.60	0.30	2	2	0	1	2	1	0	1	1		2.90
4	3F		5.83	x -1.36	-1	-4	-2	-3	-2	-2	-2	-3	-4		4.47
5	StSq2		2.60	0.04	1	0	0	1	0	1	-1	-1	0		2.64
6	CCSp4		3.20	0.18	2	1	0	1	1	1	-2	0	0		3.38
7	CCoSp4		3.50	0.15	1	1	-2	1	1	0	0	0	0		3.65
			26.53												26.02
Program Components			Factor												
Skating Skills			1.00	6.25	6.00	5.50	6.25	5.75	5.50	5.75	6.25	5.50	5.86		
Transitions			1.00	6.00	5.75	5.25	6.00	5.25	5.75	5.50	5.75	5.75	5.68		
Performance			1.00	6.50	6.25	5.50	6.50	5.75	5.25	5.50	6.00	5.50	5.86		
Composition			1.00	6.50	6.00	5.75	6.50	5.75	5.75	5.50	6.00	6.00	5.96		
Interpretation of the Music			1.00	6.25	6.25	5.75	6.50	5.50	5.50	5.50	6.00	5.75	5.86		
Judges Total Program Component Score (factored)													29.22		
Deductions:															0.00

x Credit for highlight distribution, base value multiplied by 1.1

Rank	Name	Nation	Starting Number	Total Segment Score	Total Element Score	Total Program Component Score (factored)							Total Deductions		
16	Mozes Jozsef BEREI	HUN	15	53.01	26.16	26.85							0.00		
#	Executed Elements	Info	Base Value	GOE	J1	J2	J3	J4	J5	J6	J7	J8	J9	Ref.	Scores of Panel
1	3Lz+3Tq	q	10.10	-1.18	-2	-2	-3	-2	-2	-2	-2	-2	-2		8.92
2	1F*	*	0.00	0.00	-	-	-	-	-	-	-	-	-		0.00
3	CCSp4		3.20	0.32	1	1	1	1	1	0	1	1	2		3.52
4	2A	x	3.63	0.47	2	1	1	2	2	1	1	1	2		4.10
5	FSSp4		3.00	0.21	1	1	0	0	1	1	1	1	0		3.21
6	StSq2		2.60	-0.04	1	0	0	-1	-1	-2	1	0	0		2.56
7	CCoSp4		3.50	0.35	1	1	1	1	1	0	1	1	1		3.85
			26.03												26.16
Program Components			Factor												
Skating Skills			1.00	5.75	5.50	5.50	5.75	5.00	5.00	5.50	5.50	5.00	5.39		
Transitions			1.00	5.50	5.25	5.50	5.50	4.75	4.00	5.00	5.25	5.00	5.18		
Performance			1.00	5.75	5.75	5.50	6.00	5.00	5.00	5.50	5.75	5.00	5.46		
Composition			1.00	5.50	5.25	5.75	6.00	5.00	4.25	5.50	5.50	5.50	5.43		
Interpretation of the Music			1.00	5.75	5.50	5.75	5.75	4.75	4.50	5.25	5.50	5.25	5.39		
Judges Total Program Component Score (factored)													26.85		
Deductions:															0.00

q Jump landed on the quarter * Invalid element x Credit for highlight distribution, base value multiplied by 1.1

JUDGES DETAILS PER SKATER
JUNIOR MEN SHORT PROGRAM

Rank	Name	Nation	Starting Number	Total Segment Score	Total Element Score	Total Program Component Score (factored)	Total Deductions
17	Damian MALCZYK	CZE	2	52.88	25.95	26.93	0.00

#	Executed Elements	Info	Base Value	GOE	J1	J2	J3	J4	J5	J6	J7	J8	J9	Ref.	Scores of Panel
1	3S+2T		5.60	0.25	1	1	1	0	1	1	0	0	0		5.85
2	2F		1.80	0.05	0	0	1	0	1	0	0	0	1		1.85
3	CCoSp4		3.50	0.50	2	1	2	1	1	2	0	2	1		4.00
4	StSq3		3.30	0.47	1	2	2	0	1	1	2	1	3		3.77
5	2A	x	3.63	0.38	1	2	1	1	2	2	1	0	0		4.01
6	FSSp4		3.00	0.51	2	1	2	1	2	2	2	1	2		3.51
7	CCSp3		2.80	0.16	1	1	0	0	2	1	0	1	0		2.96
			23.63												25.95
Program Components			Factor												
	Skating Skills			1.00	5.50	5.25	5.50	5.25	5.25	5.50	6.00	5.00	5.25		5.36
	Transitions			1.00	5.25	5.00	5.50	4.50	5.00	5.00	5.75	4.75	6.25		5.18
	Performance			1.00	5.75	5.50	5.75	5.25	5.50	5.75	6.00	5.00	5.50		5.57
	Composition			1.00	5.50	5.25	5.75	4.50	5.25	5.75	6.00	4.75	5.75		5.43
	Interpretation of the Music			1.00	5.50	5.50	5.75	4.75	5.00	5.50	6.00	5.00	5.50		5.39
Judges Total Program Component Score (factored)			26.93												

Deductions:															0.00
--------------------	--	--	--	--	--	--	--	--	--	--	--	--	--	--	-------------

x Credit for highlight distribution, base value multiplied by 1.1

Rank	Name	Nation	Starting Number	Total Segment Score	Total Element Score	Total Program Component Score (factored)	Total Deductions
18	Efe Ergin DINCER	TUR	11	46.28	24.17	23.11	-1.00

#	Executed Elements	Info	Base Value	GOE	J1	J2	J3	J4	J5	J6	J7	J8	J9	Ref.	Scores of Panel
1	3Lz+2T		7.20	-0.17	0	0	-1	1	0	0	0	-1	-1		7.03
2	3F		5.30	-2.65	-5	-5	-5	-5	-5	-5	-5	-5	-5		2.65
3	FSSp3		2.60	-0.07	0	0	0	1	-1	0	0	-1	-1		2.53
4	2A		3.30	0.38	1	1	2	2	1	0	1	0	2		3.68
5	CCSp3		2.80	-0.44	0	-2	-2	1	-2	-2	-2	-1	-2		2.36
6	StSq2		2.60	-0.33	0	0	1	-2	-2	-3	-2	-1	-2		2.27
7	CCoSp4		3.50	0.15	1	1	1	1	0	0	0	0	-2		3.65
			27.30												24.17
Program Components			Factor												
	Skating Skills			1.00	5.00	5.25	5.25	5.25	4.25	4.50	4.75	5.00	4.25		4.86
	Transitions			1.00	4.75	5.00	5.25	4.00	3.75	4.00	4.00	4.50	5.00		4.46
	Performance			1.00	5.00	5.25	5.25	4.50	4.00	3.75	4.50	4.75	4.50		4.64
	Composition			1.00	4.75	5.25	5.50	4.00	4.00	4.00	4.50	4.75	5.00		4.61
	Interpretation of the Music			1.00	4.75	5.00	5.50	4.25	3.75	3.75	4.50	4.50	5.00		4.54
Judges Total Program Component Score (factored)			23.11												

Deductions:	Falls															-1.00 (1)
--------------------	-------	--	--	--	--	--	--	--	--	--	--	--	--	--	--	------------------

JUDGES DETAILS PER SKATER
JUNIOR MEN SHORT PROGRAM

Rank	Name	Nation	Starting Number	Total Segment Score	Total Element Score	Total Program Component Score (factored)							Total Deductions			
19	Pablo GARCIA	ESP	22	42.06	19.31	23.75							-1.00			
#	Executed Elements	Info	Base Value	GOE	J1	J2	J3	J4	J5	J6	J7	J8	J9	Ref.	Scores of Panel	
1	3Lz+2T		7.20	0.17	0	0	0	1	0	1	1	0	0		7.37	
2	2A		3.30	0.57	2	2	1	1	1	2	2	2	2		3.87	
3	CCoSp		0.00	0.00	-	-	-	-	-	-	-	-	-		0.00	
4	2F		1.98	x -0.15	0	0	0	-1	-1	0	-2	-2	-2		1.83	
5	StSq3		3.30	0.19	0	1	1	1	0	0	-1	1	1		3.49	
6	FSSp3		2.60	0.15	1	1	-1	1	1	0	0	1	0		2.75	
7	CCSp		0.00	0.00	-	-	-	-	-	-	-	-	-		0.00	
			18.38												19.31	
Program Components				Factor												
Skating Skills				1.00	4.75	5.00	4.75	5.00	4.25	5.00	5.25	5.00	4.50			4.86
Transitions				1.00	4.50	4.75	4.50	4.50	4.00	5.25	4.50	4.75	5.00			4.64
Performance				1.00	4.75	4.75	4.50	5.00	4.00	4.50	5.00	5.00	3.75			4.64
Composition				1.00	4.50	5.00	5.00	5.50	4.25	5.00	4.75	4.75	5.00			4.86
Interpretation of the Music				1.00	4.50	4.75	5.00	5.00	4.00	4.75	4.75	5.00	4.50			4.75
Judges Total Program Component Score (factored)															23.75	
Deductions:				Falls	-1.00	(1)										-1.00

x Credit for highlight distribution, base value multiplied by 1.1

Rank	Name	Nation	Starting Number	Total Segment Score	Total Element Score	Total Program Component Score (factored)							Total Deductions			
20	Tobia OELLERER	AUT	8	41.07	18.25	22.82							0.00			
#	Executed Elements	Info	Base Value	GOE	J1	J2	J3	J4	J5	J6	J7	J8	J9	Ref.	Scores of Panel	
1	3T+COMBO		4.20	-2.10	-5	-5	-5	-5	-5	-5	-5	-5	-5		2.10	
2	2A		3.30	-0.05	1	0	0	-1	0	0	0	0	-1		3.25	
3	CCSp3		2.80	-0.24	0	-1	-1	-1	-1	-1	-2	0	-1		2.56	
4	FSSp3		2.60	-0.19	-1	-1	-1	-1	0	-1	0	0	-1		2.41	
5	2F		1.98	x 0.21	1	1	1	1	2	1	1	1	3		2.19	
6	StSq2		2.60	-0.41	0	-3	-1	-2	-2	-2	-2	-1	-1		2.19	
7	CCoSp4		3.50	0.05	0	1	0	0	1	0	0	0	-1		3.55	
			20.98												18.25	
Program Components				Factor												
Skating Skills				1.00	4.75	4.75	4.75	4.50	4.75	5.00	4.75	4.50	4.75			4.71
Transitions				1.00	4.50	4.25	4.75	4.00	4.25	4.50	4.25	4.25	4.25	5.50		4.39
Performance				1.00	4.50	4.50	5.00	4.25	4.50	4.25	4.50	4.25	4.50			4.43
Composition				1.00	4.75	4.50	5.25	4.25	4.75	5.00	4.50	4.50	5.25			4.75
Interpretation of the Music				1.00	4.50	4.25	5.25	3.75	4.50	4.50	4.75	4.25	5.00			4.54
Judges Total Program Component Score (factored)															22.82	
Deductions:															0.00	

x Credit for highlight distribution, base value multiplied by 1.1

JUDGES DETAILS PER SKATER
JUNIOR MEN SHORT PROGRAM

Rank	Name	Nation	Starting Number	Total Segment Score	Total Element Score	Total Program Component Score (factored)							Total Deductions				
21	David SEDEJ	SLO	17	32.86	14.80	19.06							-1.00				
#	Executed Elements	Info	Base Value	GOE	J1	J2	J3	J4	J5	J6	J7	J8	J9	Ref.	Scores of Panel		
1	3Lz+COMBO		5.90	-2.95	-5	-5	-5	-5	-5	-5	-5	-5	-5		2.95		
2	3F<	<	4.24	-0.97	-2	-2	-2	-2	-3	-2	-3	-2	-3		3.27		
3	FSSp2		2.30	-0.92	-3	-4	-5	-5	-3	-5	-3	-4	-4		1.38		
4	CCSp		0.00	0.00	-	-	-	-	-	-	-	-	-		0.00		
5	2A		3.30	-0.85	-3	-3	-3	-2	-3	-2	-2	-2	-4		2.45		
6	StSq2		2.60	-0.33	-1	-1	-2	-1	-3	-3	-1	0	0		2.27		
7	CCoSp4V		2.63	-0.15	0	-1	-1	1	-1	-1	0	0	-3		2.48		
			20.97												14.80		
Program Components				Factor													
Skating Skills				1.00	4.25	4.50	3.75	3.50	3.25	4.00	4.75	4.50	4.25		4.11		
Transitions				1.00	3.75	4.00	3.50	3.00	2.75	3.75	4.00	4.25	3.50		3.64		
Performance				1.00	3.75	3.75	4.00	3.50	2.75	3.50	4.25	4.25	3.25		3.71		
Composition				1.00	4.00	4.25	4.00	3.25	3.00	3.75	4.00	4.25	4.00		3.89		
Interpretation of the Music				1.00	4.00	4.00	4.25	3.25	2.50	3.25	4.00	4.00	3.50		3.71		
Judges Total Program Component Score (factored)																19.06	
Deductions:				Falls	-1.00	(1)											-1.00
< Under-rotated jump																	

Rank	Name	Nation	Starting Number	Total Segment Score	Total Element Score	Total Program Component Score (factored)							Total Deductions			
22	Dillon JUDGE	IRL	20	32.75	14.18	18.57							0.00			
#	Executed Elements	Info	Base Value	GOE	J1	J2	J3	J4	J5	J6	J7	J8	J9	Ref.	Scores of Panel	
1	3S+2T		5.60	-0.55	-1	-2	-1	-2	0	-1	-1	-1	-3		5.05	
2	2A		3.30	-1.04	-3	-3	-3	-4	-3	-3	-3	-3	-4		2.26	
3	StSq2		2.60	-0.41	-1	-1	0	-2	-2	-3	-2	0	-3		2.19	
4	FSSp1		2.00	-0.69	-3	-5	-4	-4	-3	-3	-2	-3	-4		1.31	
5	2F	x	1.98	0.05	0	0	1	2	1	0	0	0	0		2.03	
6	CCSp		0.00	0.00	-	-	-	-	-	-	-	-	-		0.00	
7	CCoSp2V		1.88	-0.54	-3	-4	-4	-3	-2	-2	-2	-3	-3		1.34	
			17.36												14.18	
Program Components				Factor												
Skating Skills				1.00	4.00	4.00	4.00	4.00	3.50	3.50	4.50	4.25	3.50		3.89	
Transitions				1.00	3.75	3.50	3.75	3.50	3.00	3.25	4.00	4.00	3.00		3.54	
Performance				1.00	3.75	3.75	4.00	3.75	3.00	3.00	4.25	4.25	2.75		3.64	
Composition				1.00	4.00	3.75	4.50	4.25	3.25	3.50	4.25	4.00	3.50		3.89	
Interpretation of the Music				1.00	3.75	3.50	4.25	3.75	3.00	3.00	4.00	4.25	3.00		3.61	
Judges Total Program Component Score (factored)																18.57
Deductions:																0.00
x Credit for highlight distribution, base value multiplied by 1.1																

JUDGES DETAILS PER SKATER
JUNIOR MEN SHORT PROGRAM

Rank	Name	Nation	Starting Number	Total Segment Score	Total Element Score	Total Program Component Score (factored)								Total Deductions		
23	Sinali SANGO	RSA	21	28.35	11.35	18.00								-1.00		
#	Executed Elements	Info	Base Value	GOE	J1	J2	J3	J4	J5	J6	J7	J8	J9	Ref.	Scores of Panel	
1	2T+COMBO		1.30	-0.65	-5	-5	-5	-5	-5	-5	-5	-5	-5		0.65	
2	1F*	*	0.00	0.00	-	-	-	-	-	-	-	-	-		0.00	
3	CCSp		0.00	0.00	-	-	-	-	-	-	-	-	-		0.00	
4	2A		3.63	x -0.24	0	0	-1	-2	0	-1	-1	-1	-1		3.39	
5	StSq2		2.60	-0.33	-1	-2	-1	-2	-2	-3	-1	0	0		2.27	
6	FSSp4		3.00	-0.17	-1	-1	0	-1	0	-1	0	0	-1		2.83	
7	CCoSp2		2.50	-0.29	-2	-1	-2	-1	0	0	-1	-1	-2		2.21	
			13.03												11.35	
Program Components				Factor												
Skating Skills				1.00	3.75	3.75	3.50	4.00	4.25	3.25	4.00	4.50	4.00			3.89
Transitions				1.00	3.50	3.50	3.25	3.50	3.25	3.00	3.25	4.25	3.00			3.32
Performance				1.00	3.75	3.75	3.50	3.50	3.50	3.00	3.75	3.75	2.50			3.54
Composition				1.00	3.75	3.75	3.50	4.25	3.75	3.25	3.50	3.75	3.50			3.64
Interpretation of the Music				1.00	3.75	3.50	3.25	4.00	3.75	3.00	3.75	4.00	3.25			3.61
Judges Total Program Component Score (factored)															18.00	
Deductions:				Falls	-1.00	(1)										-1.00

* Invalid element x Credit for highlight distribution, base value multiplied by 1.1

PANEL OF JUDGES
JUNIOR MEN FREE SKATING

Officials

Technical Controller	Ms. Magdalena RUSIECKA	ISU
Technical Specialist	Mr. Corey SUTHERLAND	ISU
Assistant Technical Specialist	Mr. Kevin MARSHALL	ISU

Judges

Referee	Mr. Marco BUTTARELLI	ISU
Judge No. 1	Ms. Marketa HORKLOVA	CZE
Judge No. 2	Ms. Alexandra REATAZA-SVARD	SWE
Judge No. 3	Ms. Noemi STIPKOVITS	HUN
Judge No. 4	Ms. Miriam PALANGE	ITA
Judge No. 5	Ms. Ji Young HAN	KOR
Judge No. 6	Mr. Bugra Artun OLGUN	TUR
Judge No. 7	Ms. Marion JÄGER	AUT
Judge No. 8	Ms. Breda MARINSEK	SLO
Judge No. 9	Mr. Steven HSU	USA

Data/Replay Operator

Data Operator	Mr. Dzianis SAROKIN	ISU
Replay Operator	Mr. Martin PAULMICHL	ISU



RESULTS

JUNIOR MEN FREE SKATING

Pl.	Name	Nation	Total Segment Score
1	Iliia MALININ	USA	164.04
2	Kirill SARNOVSKIY	RUS	141.50
3	Artem KOVALEV	RUS	140.54
4	Andreas NORDEBACK	SWE	134.26
5	Mihhail SELEVKO	EST	133.63
6	Lev VINOKUR	ISR	127.62
7	Nikolaj MEMOLA	ITA	126.58
8	Matthew NEWNHAM	CAN	116.69
9	Hyungyeom KIM	KOR	114.91
10	Louis WEISSERT	GER	113.75
11	Yu-Hsiang LI	TPE	113.51
12	Alexander LEBEDEV	BLR	107.33
13	Kyrylo LISHENKO	UKR	102.65
14	Ian VAUCLIN	FRA	101.00
15	Emanuele INDELICATO	ITA	100.58
16	Mozes Jozsef BEREI	HUN	92.54
17	Damian MALCZYK	CZE	90.72
18	Pablo GARCIA	ESP	87.25
19	Efe Ergin DINCER	TUR	82.55
20	David SEDEJ	SLO	71.66
21	Tobia OELLERER	AUT	69.08
22	Sinali SANGO	RSA	61.68
23	Dillon JUDGE	IRL	59.73

Mr. Marco BUTTARELLI, ISU
Referee

Ms. Magdalena RUSIECKA, ISU
Technical Controller

JUDGES DETAILS PER SKATER
JUNIOR MEN FREE SKATING

Rank	Name	Nation	Starting Number	Total Segment Score	Total Element Score	Total Program Component Score (factored)	Total Deductions
1	Ilia MALININ	USA	23	164.04	88.68	75.36	0.00

#	Executed Elements	Info	Base Value	GOE	J1	J2	J3	J4	J5	J6	J7	J8	J9	Ref.	Scores of Panel
1	4T		9.50	-2.31	-2	-3	-3	-2	-2	-3	-2	-3	-2		7.19
2	4S		9.70	2.63	3	3	2	3	2	2	3	3	3		12.33
3	3A		8.00	1.94	3	2	3	3	2	2	3	2	2		9.94
4	3F		5.30	1.44	3	3	2	3	2	2	3	3	4		6.74
5	FCCoSp4		3.50	0.80	3	2	2	3	3	2	2	2	2		4.30
6	StSq3		3.30	0.90	3	3	3	3	2	2	2	3	3		4.20
7	3Aq+1Eu+3S	q	14.08	x -0.69	-1	-1	-1	-2	0	1	0	-2	-1		13.39
8	3Lz+3Loq	q	11.88	x -1.18	-1	-2	-2	-3	-2	-3	0	-2	-2		10.70
9	3Lz+3T		11.11	x 0.76	2	1	1	1	1	1	2	2	1		11.87
10	FSSp4		3.00	0.47	3	1	1	1	2	1	2	2	2		3.47
11	CCoSp4		3.50	1.05	3	4	3	3	3	3	3	3	3		4.55
			82.87												88.68
Program Components				Factor											
Skating Skills				2.00	7.25	7.25	7.25	7.25	7.75	7.75	8.00	8.00	7.50		7.54
Transitions				2.00	7.25	7.25	7.25	7.50	7.50	7.50	7.75	7.50	7.00		7.39
Performance				2.00	7.75	7.75	7.25	7.75	7.75	7.75	7.75	7.75	7.25		7.68
Composition				2.00	7.75	7.50	7.25	7.25	7.50	7.50	7.75	7.75	7.25		7.50
Interpretation of the Music				2.00	7.75	7.50	7.50	7.25	7.75	7.50	7.75	7.75	7.00		7.57
Judges Total Program Component Score (factored)														75.36	

Deductions:

x Credit for highlight distribution, base value multiplied by 1.1 q Jump landed on the quarter

0.00

Rank	Name	Nation	Starting Number	Total Segment Score	Total Element Score	Total Program Component Score (factored)	Total Deductions
2	Kirill SARNOVSKIY	RUS	21	141.50	71.72	69.78	0.00

#	Executed Elements	Info	Base Value	GOE	J1	J2	J3	J4	J5	J6	J7	J8	J9	Ref.	Scores of Panel
1	3A+2T		9.30	-1.60	-2	-2	-2	-1	-2	-3	-2	-3	-1		7.70
2	3A		8.00	1.37	2	1	2	2	2	2	1	2	1		9.37
3	3Lo		4.90	0.84	2	2	2	2	1	2	1	2	1		5.74
4	2A		3.30	0.42	2	1	2	1	1	1	1	2	1		3.72
5	FSSp4		3.00	0.60	3	2	2	2	2	2	2	2	2		3.60
6	StSq2		2.60	0.37	2	1	2	1	2	1	1	2	1		2.97
7	3Lz+3T		11.11	x 1.26	3	2	2	3	2	2	2	2	2		12.37
8	3F		5.83	x 0.83	2	2	2	1	1	1	2	2	1		6.66
9	CCoSp4		3.50	0.85	3	2	2	3	3	2	2	3	2		4.35
10	3Lzq+1Eu+3S	q	11.77	x -0.51	-1	-1	-1	-1	0	-1	0	-2	-1		11.26
11	CCSp4		3.20	0.78	3	2	2	3	3	3	2	2	1		3.98
			66.51												71.72
Program Components				Factor											
Skating Skills				2.00	7.25	7.00	7.00	7.00	7.25	7.25	7.25	7.00	7.25		7.14
Transitions				2.00	6.50	6.00	7.00	6.00	7.00	7.00	6.75	6.75	6.25		6.61
Performance				2.00	7.25	6.75	7.25	7.25	7.50	7.50	7.00	7.00	6.75		7.14
Composition				2.00	7.00	7.00	7.25	6.50	7.25	7.25	7.00	6.75	6.75		7.00
Interpretation of the Music				2.00	7.00	7.00	7.25	6.25	7.25	7.25	7.00	7.00	6.50		7.00
Judges Total Program Component Score (factored)														69.78	

Deductions:

x Credit for highlight distribution, base value multiplied by 1.1 q Jump landed on the quarter

0.00



JUDGES DETAILS PER SKATER

JUNIOR MEN FREE SKATING

Rank	Name	Nation	Starting Number	Total Segment Score	Total Element Score	Total Program Component Score (factored)							Total Deductions			
3	Artem KOVALEV	RUS	22	140.54	69.34	71.20							0.00			
#	Executed Elements	Info	Base Value	GOE	J1	J2	J3	J4	J5	J6	J7	J8	J9	Ref.	Scores of Panel	
1	4T		9.50	2.04	3	2	2	2	1	3	2	2	2		11.54	
2	2S		1.30	0.07	1	1	0	0	0	0	1	1	1		1.37	
3	3A+3T		12.20	0.80	1	1	1	1	1	1	1	2	1		13.00	
4	FCCoSp3		3.00	0.17	0	0	0	1	1	1	1	1	0		3.17	
5	3Lo		4.90	0.98	2	2	1	2	2	2	2	2	3		5.88	
6	3A		8.80	x -1.60	-2	-1	-2	-2	-2	-2	-2	-2	-2		7.20	
7	3F+1Eu+3S		11.11	x 0.53	1	0	0	1	1	1	2	2	1		11.64	
8	CCoSp2V		1.88	0.08	1	0	0	0	0	1	1	2	0		1.96	
9	3Lo+2T		6.82	x 0.21	1	0	0	0	0	0	2	1	1		7.03	
10	StSq2		2.60	0.52	2	2	1	2	2	2	2	2	3		3.12	
11	CSSp4		3.00	0.43	1	1	1	1	2	2	2	2	1		3.43	
			65.11												69.34	
Program Components			Factor													
Skating Skills			2.00	7.25	7.00	7.00	7.25	7.50	7.25	7.25	7.50	7.00	7.00	7.21		
Transitions			2.00	6.50	6.50	6.50	6.25	7.00	7.00	7.00	7.00	6.50	6.71			
Performance			2.00	7.25	6.75	7.00	7.50	7.50	7.50	7.50	7.50	7.00	7.32			
Composition			2.00	7.00	7.00	7.00	6.25	7.50	7.25	7.50	7.00	7.18				
Interpretation of the Music			2.00	7.00	6.50	7.25	6.75	7.50	7.50	7.50	6.75	7.18				
Judges Total Program Component Score (factored)														71.20		
Deductions:															0.00	

x Credit for highlight distribution, base value multiplied by 1.1

Rank	Name	Nation	Starting Number	Total Segment Score	Total Element Score	Total Program Component Score (factored)							Total Deductions			
4	Andreas NORDEBACK	SWE	19	134.26	63.90	70.36							0.00			
#	Executed Elements	Info	Base Value	GOE	J1	J2	J3	J4	J5	J6	J7	J8	J9	Ref.	Scores of Panel	
1	3Lz+3T		10.10	0.34	1	1	0	0	0	0	1	1	1		10.44	
2	3F+1Eu+3S		10.10	0.38	1	1	-1	1	1	0	1	1	0		10.48	
3	3Lo		4.90	0.35	1	1	0	2	0	0	1	1	1		5.25	
4	2A		3.30	0.33	1	1	0	2	1	1	1	1	1		3.63	
5	FCCoSp3		2.80	0.24	2	1	1	1	1	1	0	1	0		3.04	
6	3Lz+2T		7.92	x 0.67	1	1	1	2	0	1	1	2	1		8.59	
7	3F		5.83	x 0.83	2	2	1	2	0	1	1	2	2		6.66	
8	CSSp3		2.60	0.41	2	1	2	1	2	2	1	2	1		3.01	
9	StSq4		3.90	0.84	3	2	1	3	2	2	1	2	3		4.74	
10	2A		3.63	x 0.38	1	1	1	2	1	2	1	1	0		4.01	
11	CCoSp4		3.50	0.55	2	1	1	2	2	2	1	2	1		4.05	
			58.58												63.90	
Program Components			Factor													
Skating Skills			2.00	7.00	7.25	7.00	7.50	6.75	6.75	6.75	6.75	7.00	7.00	6.96		
Transitions			2.00	7.00	7.25	6.75	7.75	6.75	6.75	6.75	6.75	6.50	6.86			
Performance			2.00	7.25	7.00	7.00	7.00	7.00	7.00	7.00	7.00	7.00	7.00			
Composition			2.00	7.25	7.50	7.00	7.50	7.00	6.75	6.75	6.75	7.25	7.07			
Interpretation of the Music			2.00	7.50	7.25	7.50	7.75	7.25	7.00	7.25	7.25	7.00	7.29			
Judges Total Program Component Score (factored)														70.36		
Deductions:															0.00	

x Credit for highlight distribution, base value multiplied by 1.1



JUDGES DETAILS PER SKATER

JUNIOR MEN FREE SKATING

Rank	Name	Nation	Starting Number	Total Segment Score	Total Element Score	Total Program Component Score (factored)							Total Deductions		
5	Mihhail SELEVKO	EST	16	133.63	64.19	69.44							0.00		
#	Executed Elements	Info	Base Value	GOE	J1	J2	J3	J4	J5	J6	J7	J8	J9	Ref.	Scores of Panel
1	4S		9.70	0.97	1	1	1	1	1	0	1	1	1		10.67
2	2S+3T		5.50	0.42	1	0	1	1	2	1	1	1	1		5.92
3	3Lo		4.90	0.70	2	2	2	2	1	1	1	1	1		5.60
4	3A+2T		9.30	1.49	1	2	2	2	2	1	2	2	2		10.79
5	FCSp4		3.20	0.46	2	1	1	2	2	1	1	2	1		3.66
6	3Aq	q	8.80	x -2.63	-3	-2	-5	-4	-2	-4	-4	-3	-3		6.17
7	2Lz+1Eu+3S		7.59	x -0.68	0	-1	-2	-1	-1	-2	-2	-2	-2		6.91
8	2F	x	1.98	0.08	1	1	0	1	1	0	0	0	0		2.06
9	CCoSp4		3.50	0.80	3	2	3	2	3	2	2	2	1		4.30
10	CSSp4		3.00	0.43	1	1	1	2	2	2	1	2	0		3.43
11	StSq4		3.90	0.78	3	2	2	2	2	2	2	2	2		4.68
			61.37												64.19
Program Components			Factor												
Skating Skills			2.00	7.00	7.00	7.50	7.25	7.25	7.00	7.00	6.75	7.25	7.00	6.75	7.11
Transitions			2.00	6.50	6.50	7.25	6.75	7.00	6.75	6.75	6.50	6.50	6.50	6.68	
Performance			2.00	7.00	7.00	7.25	7.00	7.25	7.25	7.00	6.50	6.75	6.75	7.04	
Composition			2.00	7.00	7.25	7.25	6.75	7.25	6.75	7.00	6.75	7.00	7.00	7.00	
Interpretation of the Music			2.00	6.75	6.75	7.50	6.75	7.00	7.00	7.25	6.75	6.75	6.89		
Judges Total Program Component Score (factored)														69.44	
Deductions:															0.00

x Credit for highlight distribution, base value multiplied by 1.1 q Jump landed on the quarter

Rank	Name	Nation	Starting Number	Total Segment Score	Total Element Score	Total Program Component Score (factored)							Total Deductions		
6	Lev VINOKUR	ISR	18	127.62	63.00	64.62							0.00		
#	Executed Elements	Info	Base Value	GOE	J1	J2	J3	J4	J5	J6	J7	J8	J9	Ref.	Scores of Panel
1	2A		3.30	0.47	2	1	1	1	2	2	1	1	2		3.77
2	4T		9.50	0.41	1	0	0	0	0	0	1	1	1		9.91
3	4Tq+2T	q	10.80	-1.76	-2	-2	-2	-2	-3	-2	-1	-2	-1		9.04
4	3F		5.30	0.61	2	1	1	1	1	1	1	2	1		5.91
5	CCoSp3		3.00	0.21	1	0	0	1	1	1	1	1	0		3.21
6	3Lz+1Eu<<+3Sq	<<	11.22	x -2.19	-4	-3	-3	-3	-5	-5	-3	-4	-4		9.03
7	3Lz	x	6.49	0.59	2	1	0	2	0	1	1	1	1		7.08
8	2A+3Tq	q	8.25	x -1.20	-3	-2	-3	-3	-3	-3	-2	-3	-3		7.05
9	FSSp3		2.60	0.26	1	1	1	1	1	1	1	1	1		2.86
10	FCCoSp3V		2.25	0.03	0	0	0	0	0	1	1	0	0		2.28
11	StSq2		2.60	0.26	1	1	1	1	0	1	1	1	2		2.86
			65.31												63.00
Program Components			Factor												
Skating Skills			2.00	6.50	6.75	6.75	6.50	6.75	6.75	6.75	6.75	6.50	6.50	6.64	
Transitions			2.00	6.00	6.00	6.75	6.00	6.50	6.50	6.25	6.25	6.00	6.21		
Performance			2.00	6.50	6.50	6.75	6.50	6.75	6.75	6.50	6.50	6.75	6.61		
Composition			2.00	6.25	6.50	7.00	6.25	6.50	6.50	6.50	6.50	6.50	6.46		
Interpretation of the Music			2.00	6.00	6.25	7.00	6.00	6.50	6.50	6.50	6.50	6.50	6.39		
Judges Total Program Component Score (factored)														64.62	
Deductions:															0.00

q Jump landed on the quarter x Credit for highlight distribution, base value multiplied by 1.1 << Downgraded jump



JUDGES DETAILS PER SKATER

JUNIOR MEN FREE SKATING

Rank	Name	Nation	Starting Number	Total Segment Score	Total Element Score	Total Program Component Score (factored)							Total Deductions			
7	Nikolaj MEMOLA	ITA	20	126.58	60.08	67.50							-1.00			
#	Executed Elements	Info	Base Value	GOE	J1	J2	J3	J4	J5	J6	J7	J8	J9	Ref.	Scores of Panel	
1	3A+2T		9.30	0.23	0	0	0	0	1	0	1	1	0		9.53	
2	3A		8.00	1.03	2	1	1	2	1	1	1	2	1		9.03	
3	3Lz+1Eu<<+3S	<<	10.20	-1.77	-3	-3	-4	-3	-3	-4	-3	-1	-2		8.43	
4	2A		3.30	0.33	1	0	0	2	1	1	1	2	1		3.63	
5	FCSp4		3.20	0.27	1	1	1	1	0	0	2	2	0		3.47	
6	CSSp4		3.00	0.09	1	0	0	0	0	0	1	1	0		3.09	
7	3Lz+3Tq	q	11.11	x -0.67	-1	-2	-1	-1	0	-2	-1	-1	-1		10.44	
8	3F<	<	4.66	x -2.12	-5	-5	-5	-5	-5	-5	-5	-5	-5		2.54	
9	2Lo	x	1.87	x 0.00	1	0	0	0	0	0	0	0	0		1.87	
10	StSq3		3.30	0.75	3	2	1	3	2	2	1	3	3		4.05	
11	CCoSp4		3.50	0.50	3	1	1	1	2	2	1	2	1		4.00	
			61.44												60.08	
Program Components			Factor													
Skating Skills			2.00	6.50	6.75	6.75	6.75	6.75	6.75	6.50	7.00	7.00	6.50		6.71	
Transitions			2.00	6.50	6.50	6.75	6.50	6.25	6.25	6.75	6.75	6.75	5.75		6.50	
Performance			2.00	6.75	7.00	6.75	7.00	6.75	6.75	7.00	7.25	6.50		6.86		
Composition			2.00	6.75	6.75	7.00	6.75	6.50	6.25	6.75	7.25	6.25		6.68		
Interpretation of the Music			2.00	7.00	7.25	7.25	7.00	6.75	6.75	7.00	7.50	6.25		7.00		
Judges Total Program Component Score (factored)															67.50	
Deductions:			Falls	-1.00	(1)											-1.00

<< Downgraded jump x Credit for highlight distribution, base value multiplied by 1.1 q Jump landed on the quarter < Under-rotated jump

Rank	Name	Nation	Starting Number	Total Segment Score	Total Element Score	Total Program Component Score (factored)							Total Deductions			
8	Matthew NEWNHAM	CAN	14	116.69	52.53	65.16							-1.00			
#	Executed Elements	Info	Base Value	GOE	J1	J2	J3	J4	J5	J6	J7	J8	J9	Ref.	Scores of Panel	
1	3A		8.00	-2.17	-3	-2	-3	-2	-2	-3	-4	-3	-3		5.83	
2	1Lz+3T		4.80	0.00	0	0	0	0	0	0	0	1	-1		4.80	
3	3F		5.30	0.76	2	2	3	2	1	1	1	1	1		6.06	
4	3Lo+2T		6.20	0.49	1	1	1	1	0	1	1	1	1		6.69	
5	FCCoSp4		3.50	0.70	2	2	2	2	2	2	2	2	2		4.20	
6	3Lzq+1Eu<<+3S<	<<	10.27	x -2.95	-5	-5	-5	-5	-5	-5	-5	-5	-5		7.32	
7	3Lo<	<	4.31	x -0.84	-2	-2	-2	-2	-2	-2	-3	-2	-3		3.47	
8	2A	x	3.63	x 0.38	2	1	0	2	1	1	1	1	1		4.01	
9	FSSp2		2.30	0.26	2	2	1	1	1	1	1	1	0		2.56	
10	StSq3		3.30	0.24	1	1	0	1	0	1	1	2	0		3.54	
11	CCoSp4		3.50	0.55	2	2	1	1	2	2	1	2	1		4.05	
			55.11												52.53	
Program Components			Factor													
Skating Skills			2.00	6.25	6.75	6.75	6.50	6.50	6.50	6.50	6.50	6.50	6.25		6.50	
Transitions			2.00	6.25	6.50	6.50	7.00	6.00	6.25	6.50	6.00	5.75		6.29		
Performance			2.00	6.75	6.75	6.75	6.75	6.50	6.50	6.50	6.50	6.00		6.61		
Composition			2.00	6.75	7.00	6.75	6.75	6.50	6.50	6.50	6.50	6.25		6.61		
Interpretation of the Music			2.00	6.75	7.00	7.00	6.25	6.25	6.25	6.75	6.75	5.50		6.57		
Judges Total Program Component Score (factored)															65.16	
Deductions:			Falls	-1.00	(1)											-1.00

x Credit for highlight distribution, base value multiplied by 1.1 << Downgraded jump < Under-rotated jump q Jump landed on the quarter



JUDGES DETAILS PER SKATER

JUNIOR MEN FREE SKATING

Rank	Name	Nation	Starting Number	Total Segment Score	Total Element Score	Total Program Component Score (factored)							Total Deductions		
9	Hyungyeom KIM	KOR	17	114.91	51.77	64.14							-1.00		
#	Executed Elements	Info	Base Value	GOE	J1	J2	J3	J4	J5	J6	J7	J8	J9	Ref.	Scores of Panel
1	3Lz+3Tq	q	10.10	-0.67	-1	-2	-1	-2	-1	-1	-1	-1	-1		9.43
2	3S		4.30	0.37	1	1	1	1	0	1	1	2	0		4.67
3	2Aq+3Tq	q	7.50	-1.68	-4	-3	-5	-4	-4	-5	-4	-2	-4		5.82
4	FCSp4		3.20	0.27	2	1	1	0	0	1	1	2	0		3.47
5	3Loq	q	4.90	-0.84	-1	-2	-1	-2	-1	-2	-2	-2	-2		4.06
6	3Fq+2T	q	7.26	x -2.65	-5	-5	-5	-5	-5	-5	-5	-5	-5		4.61
7	3Fq	q	5.83	x -0.61	-1	-1	-1	-1	-1	-1	-2	-2	-1		5.22
8	CSSp4		3.00	0.00	0	-1	0	-1	1	1	0	2	-1		3.00
9	2A		3.63	x 0.28	1	0	0	1	1	1	1	1	1		3.91
10	StSq3		3.30	0.38	1	1	1	0	2	1	1	1	2		3.68
11	CCoSp4		3.50	0.40	1	1	1	0	2	2	1	2	0		3.90
			56.52												51.77
Program Components				Factor											
Skating Skills				2.00	6.00	6.50	6.25	5.75	6.50	6.50	6.75	6.50	6.50	6.39	
Transitions				2.00	6.25	6.25	6.25	5.75	6.25	6.25	6.50	6.25	6.25	6.25	
Performance				2.00	6.50	6.50	6.50	5.50	6.25	6.50	6.75	6.50	6.50	6.46	
Composition				2.00	6.50	6.50	6.75	5.50	6.50	6.50	6.50	6.50	6.75	6.54	
Interpretation of the Music				2.00	6.50	6.25	6.50	5.25	6.25	6.50	6.50	6.75	6.50	6.43	
Judges Total Program Component Score (factored)															64.14
Deductions:				Falls	-1.00	(1)									-1.00

q Jump landed on the quarter x Credit for highlight distribution, base value multiplied by 1.1

Rank	Name	Nation	Starting Number	Total Segment Score	Total Element Score	Total Program Component Score (factored)							Total Deductions		
10	Louis WEISSERT	GER	13	113.75	49.67	65.08							-1.00		
#	Executed Elements	Info	Base Value	GOE	J1	J2	J3	J4	J5	J6	J7	J8	J9	Ref.	Scores of Panel
1	3Lz		5.90	0.93	2	2	2	2	1	1	1	2	1		6.83
2	3Lo		4.90	0.98	2	2	2	2	2	2	1	2	2		5.88
3	3T+1Eu+3Sq	q	9.00	-2.15	-5	-5	-5	-5	-5	-5	-5	-5	-5		6.85
4	CCoSp4		3.50	0.55	1	1	2	3	2	2	1	2	1		4.05
5	2A		3.30	0.66	2	2	2	2	2	2	2	2	2		3.96
6	3Loq+2T	q	6.82	x -0.70	-2	-1	-1	-1	-2	-2	-1	-2	-1		6.12
7	3T		4.62	x 0.60	1	2	2	1	2	1	1	2	1		5.22
8	CSSp4		3.00	0.30	1	1	1	1	1	1	1	1	1		3.30
9	StSq3		3.30	0.71	2	2	2	3	2	2	2	2	3		4.01
10	2A<	<	2.90	x -1.25	-5	-4	-5	-5	-4	-5	-4	-5	-5		1.65
11	FCCoSp3V		2.25	-0.45	-1	0	-2	-2	-1	-1	-5	-5	-2		1.80
			49.49												49.67
Program Components				Factor											
Skating Skills				2.00	6.25	6.50	6.75	7.25	6.50	6.25	6.75	6.50	6.75	6.57	
Transitions				2.00	6.00	6.25	6.50	7.75	6.25	6.00	6.50	6.00	6.50	6.29	
Performance				2.00	6.50	6.50	6.25	6.50	6.50	6.25	6.75	6.25	6.50	6.43	
Composition				2.00	6.25	6.50	6.50	7.25	6.75	6.50	6.75	6.25	6.75	6.57	
Interpretation of the Music				2.00	6.25	6.75	6.75	7.50	6.50	6.50	6.75	6.50	7.00	6.68	
Judges Total Program Component Score (factored)															65.08
Deductions:				Falls	-1.00	(1)									-1.00

q Jump landed on the quarter x Credit for highlight distribution, base value multiplied by 1.1 < Under-rotated jump

JUDGES DETAILS PER SKATER
JUNIOR MEN FREE SKATING

Rank	Name	Nation	Starting Number	Total Segment Score	Total Element Score	Total Program Component Score (factored)							Total Deductions		
11	Yu-Hsiang LI	TPE	12	113.51	51.43	62.08							0.00		
#	Executed Elements	Info	Base Value	GOE	J1	J2	J3	J4	J5	J6	J7	J8	J9	Ref.	Scores of Panel
1	3Loq	q	4.90	-0.56	-1	-1	-1	-1	-2	-1	-1	-1	-2		4.34
2	3Fq+3Tq	q	9.50	-1.59	-3	-3	-3	-4	-4	-4	-1	-1	-3		7.91
3	2Aq+3Tq	q	7.50	-1.08	-3	-3	-1	-3	-3	-3	-1	-2	-4		6.42
4	CCSp3		2.80	0.40	1	2	1	0	2	2	1	2	1		3.20
5	3Lz<	<	4.72	-0.94	-2	-2	-1	-2	-2	-2	-2	-2	-2		3.78
6	3Lz<+2Tq+2Loq	<	8.49	-2.16	-5	-4	-5	-5	-5	-5	-3	-2	-5		6.33
7	3Sq	q	4.73	-0.55	-1	-1	-1	-1	-2	-1	-2	-2	-1		4.18
8	FSSp4		3.00	0.39	2	1	2	1	1	1	2	1	1		3.39
9	StSq3		3.30	0.61	2	2	1	0	2	2	2	2	2		3.91
10	2A		3.63	0.24	0	1	1	1	1	2	0	0	1		3.87
11	CCoSp4		3.50	0.60	2	2	1	1	2	2	2	3	1		4.10
			56.07												51.43
Program Components				Factor											
Skating Skills				2.00	6.00	6.50	6.00	5.75	6.00	6.25	6.50	6.50	6.00		6.18
Transitions				2.00	6.00	6.25	6.00	5.75	5.75	6.25	6.00	6.25	5.75		6.00
Performance				2.00	6.50	6.50	6.00	5.25	6.00	6.50	6.25	6.50	6.00		6.25
Composition				2.00	6.25	6.25	6.25	5.50	6.25	6.25	6.25	6.25	6.25		6.25
Interpretation of the Music				2.00	6.50	6.50	6.50	5.00	6.00	6.50	6.25	6.50	6.25		6.36
Judges Total Program Component Score (factored)														62.08	
Deductions:															0.00

q Jump landed on the quarter < Under-rotated jump x Credit for highlight distribution, base value multiplied by 1.1

Rank	Name	Nation	Starting Number	Total Segment Score	Total Element Score	Total Program Component Score (factored)							Total Deductions		
12	Alexander LEBEDEV	BLR	15	107.33	45.69	62.64							-1.00		
#	Executed Elements	Info	Base Value	GOE	J1	J2	J3	J4	J5	J6	J7	J8	J9	Ref.	Scores of Panel
1	3Lo		4.90	0.84	2	2	2	1	2	2	1	2	1		5.74
2	3A<	<	6.40	-1.83	-3	-2	-3	-2	-1	-3	-4	-3	-4		4.57
3	3F!	!	5.30	-0.30	0	-1	-1	-1	0	0	-1	-2	0		5.00
4	2A		3.30	0.57	2	2	1	1	2	2	1	2	2		3.87
5	CSSp4		3.00	0.43	1	1	2	1	2	2	1	2	1		3.43
6	CCoSp2		2.50	-0.04	0	-1	0	0	0	0	0	0	-1		2.46
7	2Lz		2.31	-0.15	-1	-1	-1	-1	0	0	0	-1	-2		2.16
8	3F!+1Eu+2S	!	7.81	-0.53	-1	-1	-1	-1	-1	-1	-1	-1	0		7.28
9	3Lz+2T		7.92	0.51	1	0	1	1	1	0	2	1	1		8.43
10	StSq2		2.60	0.15	0	1	1	-1	0	0	1	1	2		2.75
11	FCCoSp		0.00	0.00	-	-	-	-	-	-	-	-	-		0.00
			46.04												45.69
Program Components				Factor											
Skating Skills				2.00	6.25	6.50	7.00	6.25	6.50	6.50	6.25	6.25	6.50		6.39
Transitions				2.00	6.00	6.50	6.75	5.75	6.00	6.25	5.75	6.00	6.00		6.07
Performance				2.00	5.75	6.75	6.75	5.00	6.25	6.25	6.00	5.75	6.25		6.14
Composition				2.00	6.25	7.25	7.25	5.75	6.25	6.50	6.00	6.00	6.75		6.43
Interpretation of the Music				2.00	6.00	7.00	7.25	5.00	6.00	6.25	6.25	6.00	6.50		6.29
Judges Total Program Component Score (factored)														62.64	
Deductions:															-1.00

< Under-rotated jump ! Not clear edge x Credit for highlight distribution, base value multiplied by 1.1



JUDGES DETAILS PER SKATER

JUNIOR MEN FREE SKATING

Rank	Name	Nation	Starting Number	Total Segment Score	Total Element Score	Total Program Component Score (factored)							Total Deductions		
13	Kyrylo LISHENKO	UKR	11	102.65	45.87	56.78							0.00		
#	Executed Elements	Info	Base Value	GOE	J1	J2	J3	J4	J5	J6	J7	J8	J9	Ref.	Scores of Panel
1	3Lz+1Eu+2S		7.70	0.42	0	0	0	1	1	1	1	1	1		8.12
2	2A+2T		4.60	0.09	1	0	0	0	0	0	1	1	0		4.69
3	3F		5.30	0.45	2	0	1	1	0	1	1	1	1		5.75
4	3Lo		4.90	0.14	0	0	1	0	0	0	1	1	0		5.04
5	FCSp3		2.80	-0.36	-1	-1	-2	-2	-2	-1	0	0	-3		2.44
6	3F+2T		7.26	x -0.61	-1	-2	-2	-2	-1	-1	0	0	-1		6.65
7	2Lz		2.31	x -0.39	-2	-1	-1	-1	-2	-2	-3	-3	-2		1.92
8	2A		3.63	x 0.28	1	0	0	1	1	1	1	1	1		3.91
9	CCoSp2V		1.88	0.19	1	1	1	1	1	1	1	1	0		2.07
10	StSq2		2.60	0.19	1	0	0	0	2	1	1	1	1		2.79
11	CSSp3		2.60	-0.11	0	-1	-2	0	0	0	-1	0	-1		2.49
			45.58												45.87
Program Components				Factor											
Skating Skills				2.00	5.75	5.50	5.75	5.50	6.25	5.75	6.25	6.00	5.75		5.82
Transitions				2.00	5.25	5.25	5.50	4.75	5.75	5.50	6.50	5.75	4.75		5.39
Performance				2.00	5.75	5.50	5.50	6.00	6.00	6.00	6.50	6.00	5.25		5.82
Composition				2.00	5.75	5.25	5.50	5.25	6.25	5.50	6.50	5.75	5.25		5.61
Interpretation of the Music				2.00	5.50	5.50	5.75	5.75	6.00	5.75	6.50	6.00	5.00		5.75
Judges Total Program Component Score (factored)														56.78	
Deductions:														0.00	

x Credit for highlight distribution, base value multiplied by 1.1

Rank	Name	Nation	Starting Number	Total Segment Score	Total Element Score	Total Program Component Score (factored)							Total Deductions			
14	Ian VAUCLIN	FRA	9	101.00	44.44	58.56							-2.00			
#	Executed Elements	Info	Base Value	GOE	J1	J2	J3	J4	J5	J6	J7	J8	J9	Ref.	Scores of Panel	
1	2A		3.30	0.66	2	3	2	2	2	2	2	2	2		3.96	
2	3F+2T		6.60	0.45	1	1	2	1	0	1	1	1	0		7.05	
3	2Lo		1.70	-0.05	0	0	-1	-1	0	0	0	0	-1		1.65	
4	FSSp4		3.00	0.47	2	2	2	2	1	1	1	1	2		3.47	
5	3Lz		5.90	-2.95	-5	-5	-5	-5	-5	-5	-5	-5	-5		2.95	
6	3T+1Eu+3S		9.90	x -2.15	-5	-5	-5	-5	-5	-5	-5	-5	-5		7.75	
7	3F		5.83	x -1.44	-3	-3	-2	-2	-3	-4	-2	-3	-3		4.39	
8	2A		3.63	x 0.24	1	1	1	0	1	0	0	1	1		3.87	
9	CCSp3		2.80	0.28	1	1	1	1	2	1	0	1	1		3.08	
10	StSq2		2.60	0.37	2	2	2	3	1	1	1	1	1		2.97	
11	CCoSp3		3.00	0.30	1	2	0	1	1	1	1	1	1		3.30	
			48.26												44.44	
Program Components				Factor												
Skating Skills				2.00	5.75	6.00	5.25	6.25	5.75	6.25	6.25	6.00	5.75		5.96	
Transitions				2.00	5.75	5.75	5.25	5.75	5.50	6.00	5.75	5.50	4.25		5.61	
Performance				2.00	6.00	6.00	5.25	5.50	5.50	5.75	6.25	6.00	5.25		5.71	
Composition				2.00	6.25	6.00	5.50	6.25	5.75	6.25	6.00	5.75	5.75		5.96	
Interpretation of the Music				2.00	6.25	6.25	5.75	6.00	5.75	6.50	6.25	6.00	5.50		6.04	
Judges Total Program Component Score (factored)														58.56		
Deductions:				Falls	-2.00	(2)										-2.00

x Credit for highlight distribution, base value multiplied by 1.1



JUDGES DETAILS PER SKATER

JUNIOR MEN FREE SKATING

Rank	Name	Nation	Starting Number	Total Segment Score	Total Element Score	Total Program Component Score (factored)							Total Deductions		
15	Emanuele INDELICATO	ITA	10	100.58	41.74	58.84							0.00		
#	Executed Elements	Info	Base Value	GOE	J1	J2	J3	J4	J5	J6	J7	J8	J9	Ref.	Scores of Panel
1	3Lz		5.90	-2.28	-5	-4	-4	-4	-3	-4	-4	-3	-4		3.62
2	3F+2T		6.60	-1.51	-3	-3	-5	-2	-2	-3	-3	-3	-3		5.09
3	2A+1Eu<<+3S	<<	7.60	-1.47	-3	-3	-4	-3	-4	-3	-4	-3	-4		6.13
4	3Lz!+2T	!	7.20	-0.67	-1	-1	-1	-1	-1	-1	-2	-2	0		6.53
5	CCSp4		3.20	0.27	2	2	2	1	0	0	0	1	0		3.47
6	1F		0.55	x -0.05	-1	-1	-1	-1	-1	-1	-1	-1	-1		0.50
7	3Loq	q	5.39	x -1.05	-2	-2	-3	-2	-2	-2	-2	-3	-2		4.34
8	2A		3.63	x 0.09	1	0	1	0	0	0	1	0	0		3.72
9	FCCoSp4		3.50	0.10	1	1	1	0	0	0	0	0	0		3.60
10	StSq2		2.60	0.26	1	1	1	1	0	1	1	1	1		2.86
11	CCoSp2V		1.88	0.00	0	0	0	0	0	0	0	1	0		1.88
			48.05											41.74	
Program Components				Factor											
Skating Skills				2.00	6.00	6.25	6.00	6.00	5.50	5.50	6.50	6.00	6.00		5.96
Transitions				2.00	6.00	6.00	6.00	5.50	5.25	5.25	6.00	5.75	5.00		5.68
Performance				2.00	6.25	6.00	6.25	5.25	5.25	5.50	6.25	6.25	5.25		5.82
Composition				2.00	6.50	6.25	6.25	5.75	5.50	5.50	6.25	6.00	6.00		6.00
Interpretation of the Music				2.00	6.25	6.00	6.25	5.75	5.25	5.75	6.25	6.25	5.50		5.96
Judges Total Program Component Score (factored)														58.84	
Deductions:															0.00

<< Downgraded jump ! Not clear edge x Credit for highlight distribution, base value multiplied by 1.1 q Jump landed on the quarter

Rank	Name	Nation	Starting Number	Total Segment Score	Total Element Score	Total Program Component Score (factored)							Total Deductions		
16	Mozes Jozsef BEREI	HUN	8	92.54	40.26	52.28							0.00		
#	Executed Elements	Info	Base Value	GOE	J1	J2	J3	J4	J5	J6	J7	J8	J9	Ref.	Scores of Panel
1	3Lz+3Tq	q	10.10	-2.78	-4	-4	-5	-5	-5	-5	-5	-5	-4		7.32
2	1F		0.50	0.00	0	0	0	0	0	0	0	0	-1		0.50
3	3Loq	q	4.90	-1.12	-2	-2	-2	-2	-2	-2	-3	-3	-3		3.78
4	CCSp4		3.20	-0.05	0	1	-1	-1	1	0	0	-1	0		3.15
5	3Sq+2T	q	5.60	-0.86	-2	-2	-2	-2	-2	-2	-2	-2	-2		4.74
6	3T		4.62	x -0.96	-2	-2	-1	-2	-3	-3	-2	-3	-2		3.66
7	3Sq	q	4.73	x -1.11	-2	-3	-1	-3	-2	-3	-2	-3	-3		3.62
8	FSSp4		3.00	-0.09	1	-1	0	-1	0	-1	0	0	0		2.91
9	StSq2		2.60	0.04	0	0	0	0	0	0	1	0	1		2.64
10	2A+1Eu+2S		5.61	x -0.24	-1	-1	-2	0	-1	0	-1	0	-1		5.37
11	CCoSp2		2.50	0.07	1	0	1	0	1	0	0	0	0		2.57
			47.36											40.26	
Program Components				Factor											
Skating Skills				2.00	5.25	5.25	5.25	5.50	5.50	5.50	5.75	5.25	5.50		5.39
Transitions				2.00	5.25	4.50	5.00	5.75	5.00	5.25	5.00	4.75	4.25		4.96
Performance				2.00	5.50	5.25	5.00	5.25	5.25	5.50	5.50	5.00	5.00		5.25
Composition				2.00	5.50	5.25	5.25	5.50	5.25	5.50	5.50	5.00	5.25		5.36
Interpretation of the Music				2.00	5.25	5.00	5.50	5.75	5.25	5.25	5.00	4.75	5.00		5.18
Judges Total Program Component Score (factored)														52.28	
Deductions:															0.00

q Jump landed on the quarter x Credit for highlight distribution, base value multiplied by 1.1



JUDGES DETAILS PER SKATER

JUNIOR MEN FREE SKATING

Rank	Name	Nation	Starting Number	Total Segment Score	Total Element Score	Total Program Component Score (factored)							Total Deductions		
17	Damian MALCZYK	CZE	7	90.72	38.44	52.28							0.00		
#	Executed Elements	Info	Base Value	GOE	J1	J2	J3	J4	J5	J6	J7	J8	J9	Ref.	Scores of Panel
1	3S+2T		5.60	0.25	1	0	0	1	0	1	1	1	0		5.85
2	3T		4.20	-1.44	-3	-4	-3	-2	-4	-5	-3	-3	-4		2.76
3	2A		3.30	0.33	2	1	1	2	1	1	0	1	0		3.63
4	CCSp2		2.30	-0.23	-1	-2	-1	-1	-2	-1	0	0	-1		2.07
5	StSq2		2.60	0.30	1	2	1	2	0	0	2	1	1		2.90
6	2A+2T		4.60	0.00	0	0	0	0	0	0	0	0	0		4.60
7	2Lz!+1Eu+2S	!	4.29	x -0.24	-1	-2	-1	-1	-1	-1	-2	-1	-1		4.05
8	3S		4.73	x 0.00	0	0	0	1	0	0	0	0	0		4.73
9	2Lz		2.31	x 0.15	1	1	1	1	0	1	1	0	0		2.46
10	FSSp4		3.00	0.34	2	2	1	1	1	1	1	1	1		3.34
11	CCoSp3V		2.25	-0.20	-1	-1	-1	-1	-1	-1	-1	0	0		2.05
			39.18												38.44
Program Components				Factor											
Skating Skills				2.00	5.75	5.50	5.00	6.00	5.25	5.50	5.25	5.25	5.00		5.36
Transitions				2.00	5.25	5.25	5.00	5.75	5.00	5.25	4.75	4.75	4.25		5.04
Performance				2.00	5.50	5.50	5.25	6.00	5.25	5.75	5.00	5.00	4.75		5.32
Composition				2.00	5.50	5.25	5.00	5.75	5.25	5.50	5.00	4.75	5.00		5.21
Interpretation of the Music				2.00	5.25	5.25	5.25	5.75	5.00	5.25	5.50	5.00	4.75		5.21
Judges Total Program Component Score (factored)															52.28
Deductions:															0.00

x Credit for highlight distribution, base value multiplied by 1.1 ! Not clear edge

Rank	Name	Nation	Starting Number	Total Segment Score	Total Element Score	Total Program Component Score (factored)							Total Deductions		
18	Pablo GARCIA	ESP	5	87.25	40.69	46.56							0.00		
#	Executed Elements	Info	Base Value	GOE	J1	J2	J3	J4	J5	J6	J7	J8	J9	Ref.	Scores of Panel
1	3F		5.30	-0.83	-1	-1	-1	-2	-2	-1	-2	-2	-2		4.47
2	3Lz		5.90	0.00	0	0	0	0	0	0	0	0	0		5.90
3	3Lo		4.90	-0.98	-2	-2	-1	-2	-2	-2	-2	-2	-2		3.92
4	CCoSp4		3.50	0.25	1	0	1	0	1	1	1	1	0		3.75
5	CCSp3		2.80	0.00	1	0	0	0	0	0	0	0	-1		2.80
6	2Lz		2.10	0.00	0	-1	0	0	0	0	0	0	0		2.10
7	3F+1Eu+2S		7.81	x -0.45	0	-1	-1	-1	-1	-1	0	-2	-1		7.36
8	2A		3.63	x -0.99	-3	-3	-3	-3	-3	-2	-4	-3	-3		2.64
9	StSq2		2.60	0.00	0	0	0	-1	0	0	0	2	0		2.60
10	2A		3.63	x -1.04	-3	-3	-3	-3	-4	-3	-4	-3	-3		2.59
11	FCSSp3		2.60	-0.04	0	-1	-1	0	0	0	0	1	0		2.56
			44.77												40.69
Program Components				Factor											
Skating Skills				2.00	5.00	5.00	5.00	4.25	4.75	4.75	4.75	5.00	4.50		4.82
Transitions				2.00	4.75	4.50	4.75	3.75	4.75	4.50	4.25	4.50	4.00		4.46
Performance				2.00	4.75	4.75	5.00	3.75	4.75	4.75	4.50	4.75	4.25		4.64
Composition				2.00	5.25	5.00	5.25	4.00	5.00	4.50	4.50	4.50	4.75		4.79
Interpretation of the Music				2.00	4.75	4.50	5.25	4.00	4.75	4.75	4.25	4.75	4.25		4.57
Judges Total Program Component Score (factored)															46.56
Deductions:															0.00

x Credit for highlight distribution, base value multiplied by 1.1



JUDGES DETAILS PER SKATER

JUNIOR MEN FREE SKATING

Rank	Name	Nation	Starting Number	Total Segment Score	Total Element Score	Total Program Component Score (factored)							Total Deductions			
19	Efe Ergin DINCER	TUR	6	82.55	37.13	45.42							0.00			
#	Executed Elements	Info	Base Value	GOE	J1	J2	J3	J4	J5	J6	J7	J8	J9	Ref.	Scores of Panel	
1	3Lz!+1Eu+2S	!	7.70	-0.59	-1	-1	-1	-1	-1	-1	-1	-1	0		7.11	
2	3F!+2T	!	6.60	-0.68	-2	-1	-1	-1	-2	-1	-1	-2	-1		5.92	
3	1Lo		0.50	0.00	0	0	0	0	0	0	0	0	-1		0.50	
4	3F!	!	5.30	-0.23	0	0	-1	-1	-1	0	-1	0	0		5.07	
5	3Lz		5.90	0.59	2	-1	1	1	0	2	1	1	1		6.49	
6	CCSp3		2.80	-0.16	-1	-1	-1	-1	0	0	-1	0	0		2.64	
7	StSq1		1.80	-0.26	-2	-3	-2	-3	-1	-1	-1	0	1		1.54	
8	2A	x	3.63	0.33	1	1	1	1	0	1	1	1	1		3.96	
9	1A	x	1.21	0.05	1	1	1	0	1	0	0	0	0		1.26	
10	FSSp3		2.60	0.04	1	1	0	0	0	0	0	0	0		2.64	
11	CCoSp		0.00	0.00	-	-	-	-	-	-	-	-	-		0.00	
			38.04												37.13	
Program Components				Factor												
Skating Skills				2.00	5.00	4.00	5.00	4.25	5.00	5.00	5.00	5.00	5.25			4.89
Transitions				2.00	4.25	3.50	4.50	3.75	4.25	4.50	4.75	4.25	4.50			4.29
Performance				2.00	4.75	4.00	4.75	4.50	4.75	4.75	5.25	4.75	4.75			4.71
Composition				2.00	4.50	3.75	5.00	3.75	4.50	4.75	4.50	4.50	5.25			4.50
Interpretation of the Music				2.00	4.00	3.50	4.75	3.00	4.50	4.50	5.25	4.50	4.50			4.32
Judges Total Program Component Score (factored)															45.42	
Deductions:														0.00		

! Not clear edge x Credit for highlight distribution, base value multiplied by 1.1

Rank	Name	Nation	Starting Number	Total Segment Score	Total Element Score	Total Program Component Score (factored)							Total Deductions			
20	David SEDEJ	SLO	3	71.66	37.88	36.78							-3.00			
#	Executed Elements	Info	Base Value	GOE	J1	J2	J3	J4	J5	J6	J7	J8	J9	Ref.	Scores of Panel	
1	3Lzq	q	5.90	-2.95	-5	-5	-5	-5	-5	-5	-5	-5	-5		2.95	
2	3Lz+2T+2Lo		8.90	-1.69	-3	-2	-4	-3	-3	-2	-3	-3	-3		7.21	
3	3T		4.20	-2.10	-5	-5	-5	-5	-5	-5	-5	-5	-5		2.10	
4	3T+2T		5.50	0.00	0	0	0	-1	0	0	0	0	0		5.50	
5	FCCoSp3		3.00	0.04	0	0	0	0	1	1	0	0	0		3.04	
6	3F!<	<	4.66	-2.12	-5	-5	-5	-5	-5	-5	-5	-5	-5		2.54	
7	2A	x	3.63	0.00	0	0	0	0	0	0	0	0	0		3.63	
8	CCoSp4		3.50	0.10	0	1	0	-1	1	1	1	0	-1		3.60	
9	StSq2		2.60	-0.22	-2	-2	0	-3	0	0	-1	-1	0		2.38	
10	2Lz	x	2.31	-0.24	-1	-1	-2	-1	-1	-1	-1	-1	-2		2.07	
11	FCSSp3		2.60	0.26	1	2	1	1	1	1	1	0	1		2.86	
			46.80												37.88	
Program Components				Factor												
Skating Skills				2.00	3.75	3.50	4.00	3.50	4.75	4.50	4.25	4.25	4.25			4.07
Transitions				2.00	3.00	3.25	3.75	3.00	4.25	4.25	3.25	3.75	3.25			3.50
Performance				2.00	3.00	3.25	3.50	2.75	4.50	4.25	3.75	3.75	3.50			3.57
Composition				2.00	3.50	3.00	4.00	3.00	4.50	4.50	3.75	4.00	3.50			3.75
Interpretation of the Music				2.00	3.00	3.00	3.75	2.75	4.25	4.50	3.50	3.75	3.25			3.50
Judges Total Program Component Score (factored)															36.78	
Deductions: Falls -3.00 (3)														-3.00		

q Jump landed on the quarter x Credit for highlight distribution, base value multiplied by 1.1 < Under-rotated jump ! Not clear edge



JUDGES DETAILS PER SKATER

JUNIOR MEN FREE SKATING

Rank	Name	Nation	Starting Number	Total Segment Score	Total Element Score	Total Program Component Score (factored)							Total Deductions		
21	Tobia OELLERER	AUT	4	69.08	28.30	42.78							-2.00		
#	Executed Elements	Info	Base Value	GOE	J1	J2	J3	J4	J5	J6	J7	J8	J9	Ref.	Scores of Panel
1	3T+2T		5.50	0.42	1	1	1	0	1	1	1	1	1		5.92
2	3Sq	q	4.30	-1.90	-5	-4	-5	-4	-4	-4	-5	-5	-4		2.40
3	2Aq	q	3.30	-1.65	-5	-5	-5	-5	-5	-5	-5	-5	-5		1.65
4	2S+2T		2.60	0.00	0	0	0	0	0	0	0	0	0		2.60
5	CCSp3		2.80	-0.32	0	-1	-1	-1	-1	-1	-2	-1	-2		2.48
6	2A<	<	2.64	-1.32	-5	-5	-5	-5	-5	-5	-5	-5	-5		1.32
7	2Lz	x	2.31	0.15	1	0	1	1	1	1	0	0	1		2.46
8	3T<	<	3.70	-0.91	-3	-3	-3	-2	-2	-2	-3	-3	-3		2.79
9	FSSp2		2.30	-0.07	-1	-2	0	-1	0	0	0	0	0		2.23
10	StSq2		2.60	0.00	1	-1	1	-2	1	0	-1	0	0		2.60
11	CCoSp2V		1.88	-0.03	0	0	0	-1	0	0	0	-1	0		1.85
			33.93											28.30	
Program Components				Factor											
Skating Skills				2.00	4.75	4.25	4.50	4.25	4.75	4.50	4.50	4.50	4.25	4.46	
Transitions				2.00	4.25	3.75	4.50	4.00	4.50	4.25	4.00	4.00	3.75	4.11	
Performance				2.00	4.25	4.25	4.50	3.25	4.75	4.75	4.25	3.75	4.00	4.25	
Composition				2.00	4.50	4.00	4.75	4.00	4.75	4.75	4.00	4.00	4.50	4.36	
Interpretation of the Music				2.00	4.50	3.75	5.00	3.50	4.50	4.50	4.00	4.00	4.25	4.21	
Judges Total Program Component Score (factored)														42.78	
Deductions:				Falls	-2.00 (2)									-2.00	

q Jump landed on the quarter < Under-rotated jump x Credit for highlight distribution, base value multiplied by 1.1

Rank	Name	Nation	Starting Number	Total Segment Score	Total Element Score	Total Program Component Score (factored)							Total Deductions			
22	Sinali SANGO	RSA	1	61.68	26.10	35.58							0.00			
#	Executed Elements	Info	Base Value	GOE	J1	J2	J3	J4	J5	J6	J7	J8	J9	Ref.	Scores of Panel	
1	3Lz		5.90	-1.26	-2	-2	-2	-2	-1	-2	-3	-3	-2		4.64	
2	3T		4.20	-0.66	-1	-1	-2	-2	-1	-2	-2	-2	-1		3.54	
3	2S		1.30	-0.24	-2	-1	-2	-2	-2	-1	-3	-2	-2		1.06	
4	2A+2T		4.60	0.00	0	0	0	0	0	0	0	0	0		4.60	
5	CCoSp3V		2.25	-0.32	-1	-2	-2	-2	-1	-1	-1	-1	-2		1.93	
6	2S	x	1.43	0.00	0	0	0	0	-1	0	0	0	0		1.43	
7	1T	x	0.44	-0.03	-2	0	-1	-1	-1	0	0	0	-2		0.41	
8	StSq1		1.80	-0.23	-2	-1	-1	-3	-1	-2	-2	0	0		1.57	
9	FCCoSp3V		2.25	-0.16	0	-1	-1	-1	-1	-2	0	0	-1		2.09	
10	2A	x	3.63	0.00	0	0	0	0	0	-1	0	0	0		3.63	
11	CSSp1V		1.43	-0.23	-1	-3	-2	-2	-2	-2	0	-1	-1		1.20	
			29.23											26.10		
Program Components				Factor												
Skating Skills				2.00	4.00	4.00	3.75	3.00	4.00	3.75	4.25	4.00	4.25	3.96		
Transitions				2.00	3.00	3.50	3.25	2.50	3.75	3.50	3.50	3.50	3.25	3.36		
Performance				2.00	3.75	3.75	3.50	2.50	3.75	3.50	3.75	3.50	3.00	3.54		
Composition				2.00	3.50	3.50	3.75	2.25	3.50	3.50	3.75	3.75	3.50	3.57		
Interpretation of the Music				2.00	3.25	3.50	3.25	2.25	3.50	3.25	3.50	3.75	3.25	3.36		
Judges Total Program Component Score (factored)														35.58		
Deductions:																0.00

x Credit for highlight distribution, base value multiplied by 1.1

JUDGES DETAILS PER SKATER
JUNIOR MEN FREE SKATING

Rank	Name	Nation	Starting Number	Total Segment Score	Total Element Score	Total Program Component Score (factored)							Total Deductions		
23	Dillon JUDGE	IRL	2	59.73	27.71	35.02							-3.00		
#	Executed Elements	Info	Base Value	GOE	J1	J2	J3	J4	J5	J6	J7	J8	J9	Ref.	Scores of Panel
1	3S+2T		5.60	-1.11	-2	-2	-3	-2	-3	-3	-3	-3	-2		4.49
2	2A		3.30	0.00	0	0	1	0	0	0	0	0	0		3.30
3	FSSp3		2.60	0.07	0	0	0	-1	1	0	0	1	1		2.67
4	3S		4.30	-2.15	-5	-5	-5	-5	-5	-5	-5	-5	-5		2.15
5	2Lz+2T		3.40	-0.90	-4	-4	-4	-4	-5	-5	-5	-4	-4		2.50
6	CCSp1		2.00	-0.37	-1	-2	-2	-2	-1	-2	-2	-2	-3		1.63
7	StSqB		1.50	-0.75	-5	-5	-5	-5	-5	-5	-5	-4	-5		0.75
8	2Aq	q	3.63 x	-1.65	-5	-5	-5	-5	-5	-5	-5	-5	-5		1.98
9	2F+1Eu+2S		3.96 x	-0.05	0	-1	-1	0	-1	0	0	0	0		3.91
10	2Lo		1.87 x	0.00	-1	0	0	0	0	0	0	0	0		1.87
11	CCoSp2		2.50	-0.04	0	-2	0	-1	0	0	0	0	0		2.46
			34.66												27.71
Program Components				Factor											
Skating Skills				2.00	3.75	3.75	3.75	3.25	4.00	4.25	4.00	4.00	3.75		3.86
Transitions				2.00	3.25	3.25	3.75	2.50	3.50	3.75	3.00	3.75	3.00		3.36
Performance				2.00	3.00	3.50	3.50	2.00	3.50	3.50	3.50	3.75	3.00		3.36
Composition				2.00	3.50	3.50	4.00	2.25	3.75	4.00	3.25	3.75	3.25		3.57
Interpretation of the Music				2.00	3.25	3.00	4.25	2.25	3.50	3.75	3.00	4.00	3.00		3.36
Judges Total Program Component Score (factored)															35.02
Deductions:				Falls	-3.00	(3)									-3.00

x Credit for highlight distribution, base value multiplied by 1.1 q Jump landed on the quarter

JUNIOR ICE DANCE

Linz AG Eisarena	07.10.2021	14:00	Rhythm Dance
	09.10.2021	9:00	Free Dance

Size of Skating Arena:	30m*60m
Ice Conditions:	very good
Number of Entries:	17
Number of Participants:	17

Entry Withdrawn:

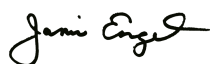
Rhythm Dance		
Duration:	2:50 +/- 10 seconds	
Segment Factor:	1.00	
Program Component Factors:	Skating Skills	0.80
	Transitions	0.80
	Performance	0.80
	Composition	0.80
	Interpretation of the Music / Timing	0.80

Free Dance		
Duration:	3:30 +/- 10 seconds	
Segment Factor:	1.00	
Program Component Factors:	Skating Skills	1.20
	Transitions	1.20
	Performance	1.20
	Composition	1.20
	Interpretation of the Music / Timing	1.20

RESULTS

JUNIOR ICE DANCE

Pl.	Name	Nation	Total Score	RD	FD
1	Sofya TYUTYUNINA / Alexander SHUSTITSKIY	RUS	162.28	1	1
2	Oona BROWN / Gage BROWN	USA	152.74	2	5
3	Nadiia BASHYNSKA / Peter BEAUMONT	CAN	152.06	4	3
4	Ekaterina RYBAKOVA / Ivan MAKHNONOSOV	RUS	151.71	5	2
5	Angela LING / Caleb WEIN	USA	151.44	3	4
6	Darya GRIMM / Michail SAVITSKIY	GER	138.27	6	9
7	Nicole CALDERARI / Marco CILLI	ITA	135.81	8	6
8	Sofiya LUKINSKAYA / Danil PAK	KAZ	134.28	9	8
9	Solene MAZINGUE / Marko Jevgeni GAIDAJENKO	EST	131.23	11	7
10	Denisa CIMLOVA / Vilem HLAVSA	CZE	130.94	7	10
11	Sofia VAL / Nikita VITRYANYUK	ESP	126.72	10	11
12	Yulia LEBEDEVA-BITADZE / Dmitri PARKHOMENKO	GEO	121.93	12	12
13	Emma GOODSTADT / Michael BARSOUM	CAN	118.12	13	13
14	Gina ZEHNDER / Beda Leon SIEBER	SUI	113.05	14	14
15	Myroslava TKACHENKO / Andrii KAPRAN	UKR	100.43	15	15
16	Corinna HUBER / Patrik HUBER	AUT	88.58	17	16
17	Anita STRAUB / Andreas STRAUB	AUT	86.23	16	17



Ms. Janis ENGEL, ISU
Referee



Ms. Ingrid Charlotte WOLTER, ISU
Technical Controller

printed: 09.10.2021 11:41

Legend:	FD Free Dance	RD Rhythm Dance
----------------	----------------------	------------------------

PANEL OF JUDGES
JUNIOR ICE DANCE RHYTHM DANCE

Officials

Technical Controller	Ms. Ingrid Charlotte WOLTER	ISU
Technical Specialist	Ms. Galit CHAIT MORACCI	ISU
Assistant Technical Specialist	Ms. Anna KRYTSKAYA	ISU

Judges

Referee	Ms. Janis ENGEL	ISU
Judge No. 1	Mr. John MILLIER	USA
Judge No. 2	Ms. Ere LUSTI	EST
Judge No. 3	Ms. Yulia LEVSHUNOVA	GEO
Judge No. 4	Ms. Gabriele STREIL	AUT
Judge No. 5	Ms. Lolita LABUNSKAIYA	RUS
Judge No. 6	Ms. Iryna MEDVEDIEVA	UKR
Judge No. 7	Ms. Francesca MINEO	ITA
Judge No. 8	Mr. David MUNOZ	ESP
Judge No. 9	Ms. Ekaterina BALASURIYA	GER


Data/Replay Operator

Data Operator	Mr. Dzianis SAROKIN	ISU
Replay Operator	Mr. Martin PAULMICHL	ISU

RESULTS

JUNIOR ICE DANCE RHYTHM DANCE

Pl.	Name	Nation	Total Segment Score
1	Sofya TYUTYUNINA / Alexander SHUSTITSKIY	RUS	67.00
2	Oona BROWN / Gage BROWN	USA	63.70
3	Angela LING / Caleb WEIN	USA	61.75
4	Nadiia BASHYNSKA / Peter BEAUMONT	CAN	60.34
5	Ekaterina RYBAKOVA / Ivan MAKHNONOSOV	RUS	59.52
6	Darya GRIMM / Michail SAVITSKIY	GER	57.69
7	Denisa CIMLOVA / Vilem HLAVSA	CZE	53.34
8	Nicole CALDERARI / Marco CILLI	ITA	53.22
9	Sofiya LUKINSKAYA / Danil PAK	KAZ	52.84
10	Sofia VAL / Nikita VITRYANYUK	ESP	52.02
11	Solene MAZINGUE / Marko Jevgeni GAIDAJENKO	EST	48.81
12	Yulia LEBEDEVA-BITADZE / Dmitri PARKHOMENKO	GEO	47.73
13	Emma GOODSTADT / Michael BARSOUM	CAN	46.05
14	Gina ZEHNDER / Beda Leon SIEBER	SUI	44.17
15	Myroslava TKACHENKO / Andrii KAPRAN	UKR	38.15
16	Anita STRAUB / Andreas STRAUB	AUT	32.38
17	Corinna HUBER / Patrik HUBER	AUT	30.75



Ms. Janis ENGEL, ISU
Referee



Ms. Ingrid Charlotte WOLTER, ISU
Technical Controller

JUDGES DETAILS PER SKATER

JUNIOR ICE DANCE RHYTHM DANCE

Rank	Name	Nation	Starting Number	Total Segment Score	Total Element Score	Total Program Component Score (factored)							Total Deductions
1	Sofya TYUTYUNINA / Alexander SHUSTITSKIY	RUS	16	67.00	37.20	29.80							0.00

#	Executed Elements	Info	Base Value	GOE	J1	J2	J3	J4	J5	J6	J7	J8	J9	Ref.	Scores of Panel	
1	CuLi4		5.30	1.05	3	2	2	1	3	2	2	2	3		6.35	
2	SqTwW3+SqTwM3		6.10	2.08	4	3	2	1	3	3	3	3	3		8.18	
3	1BL4+kpYYYY		5.50	1.05	2	2	2	1	2	2	2	2	2		6.55	
4	2BL4+kpYYYY		5.50	0.98	2	2	2	1	2	2	2	1	2		6.48	
5	MiSt3		7.70	1.94	2	2	2	2	2	3	2	2	2		9.64	
			30.10												37.20	
Program Components				Factor												
Skating Skills				0.80	7.50	7.25	7.25	7.25	7.50	7.75	7.50	8.00	7.00			7.43
Transitions				0.80	7.25	7.25	7.00	7.00	7.50	7.50	7.25	7.75	7.00			7.25
Performance				0.80	7.50	7.50	7.25	7.25	7.50	7.75	7.75	8.00	7.25			7.50
Composition				0.80	7.75	7.50	7.50	7.00	7.75	7.50	7.50	7.75	7.00			7.50
Interpretation of the Music/Timing				0.80	7.75	7.50	7.50	7.00	7.75	7.75	7.50	7.75	7.25			7.57
Judges Total Program Component Score (factored)															29.80	

Deductions:														0.00
Violation of choreo restrictions				(1 of 10)										

Rank	Name	Nation	Starting Number	Total Segment Score	Total Element Score	Total Program Component Score (factored)							Total Deductions
2	Oona BROWN / Gage BROWN	USA	1	63.70	34.08	29.62							0.00

#	Executed Elements	Info	Base Value	GOE	J1	J2	J3	J4	J5	J6	J7	J8	J9	Ref.	Scores of Panel	
1	MiSt2		6.95	2.21	3	2	2	2	2	2	2	3	3		9.16	
2	SqTwW4+SqTwM4		6.84	1.87	3	3	2	2	3	3	2	3	2		8.71	
3	1BL2+kpYYNN		4.00	0.83	2	2	1	2	2	2	1	1	1		4.83	
4	2BL2+kpYYNN		4.00	0.90	2	2	2	1	2	2	1	2	1		4.90	
5	RoLi4		5.30	1.18	3	3	2	2	3	3	2	3	2		6.48	
			27.09												34.08	
Program Components				Factor												
Skating Skills				0.80	7.50	7.00	6.75	7.00	7.25	7.50	7.25	7.75	7.00			7.21
Transitions				0.80	7.50	7.25	7.00	7.00	7.25	7.25	7.25	7.75	7.00			7.21
Performance				0.80	7.50	7.00	7.25	7.25	7.50	7.50	7.50	8.00	7.25			7.39
Composition				0.80	7.75	7.00	7.50	7.50	7.50	7.75	7.75	7.50	7.50			7.57
Interpretation of the Music/Timing				0.80	8.00	6.75	7.50	7.50	7.75	7.75	7.50	8.00	7.50			7.64
Judges Total Program Component Score (factored)															29.62	

Deductions:														0.00
--------------------	--	--	--	--	--	--	--	--	--	--	--	--	--	-------------

JUDGES DETAILS PER SKATER
JUNIOR ICE DANCE RHYTHM DANCE

Rank	Name	Nation	Starting Number	Total Segment Score	Total Element Score	Total Program Component Score (factored)	Total Deductions
3	Angela LING / Caleb WEIN	USA	11	61.75	33.55	28.20	0.00

#	Executed Elements	Info	Base Value	GOE	J1	J2	J3	J4	J5	J6	J7	J8	J9	Ref.	Scores of Panel
1	1BL1+kpNYNN		3.50	0.68	2	1	1	2	1	1	2	1	1		4.18
2	2BL3+kpYYYYN		4.75	0.75	2	0	1	1	1	2	2	2	1		5.50
3	SqTwW4+SqTwM4		6.84	1.25	2	1	1	2	2	2	1	2	2		8.09
4	MiSt3		7.70	1.80	2	1	2	3	1	2	2	2	2		9.50
5	RoLi4		5.30	0.98	3	1	1	2	2	3	2	3	2		6.28
			28.09											33.55	
Program Components				Factor											
Skating Skills				0.80	7.00	6.50	6.50	7.00	7.00	7.00	7.50	7.25	6.50		6.89
Transitions				0.80	7.00	6.50	6.50	7.25	6.75	6.75	7.25	7.25	6.50		6.86
Performance				0.80	7.25	7.25	6.75	7.75	7.00	7.00	7.50	7.50	7.00		7.21
Composition				0.80	7.00	6.50	6.75	7.50	7.00	7.25	7.25	7.75	6.75		7.07
Interpretation of the Music/Timing				0.80	7.25	7.00	7.00	7.50	6.75	7.25	7.50	7.50	7.00		7.21
Judges Total Program Component Score (factored)														28.20	

Deductions:		0.00
Violation of choreo restrictions	(1 of 10)	

Rank	Name	Nation	Starting Number	Total Segment Score	Total Element Score	Total Program Component Score (factored)	Total Deductions
4	Nadiia BASHYNSKA / Peter BEAUMONT	CAN	4	60.34	32.39	27.95	0.00

#	Executed Elements	Info	Base Value	GOE	J1	J2	J3	J4	J5	J6	J7	J8	J9	Ref.	Scores of Panel
1	StaLi4		5.30	1.11	3	2	2	2	3	2	3	3	2		6.41
2	1BL3+kpYYYYN		4.75	0.68	1	2	1	1	1	1	2	2	1		5.43
3	2BL2+kpYYYYN		4.00	0.83	1	2	1	1	1	2	2	2	2		4.83
4	SqTwW4+SqTwM4		6.84	1.04	2	1	2	2	1	1	1	1	2		7.88
5	MiSt1		6.45	1.39	1	1	0	2	1	1	2	2	2		7.84
			27.34											32.39	
Program Components				Factor											
Skating Skills				0.80	6.75	6.75	6.50	7.25	6.75	6.75	7.50	7.75	6.75		6.93
Transitions				0.80	6.50	6.75	6.75	7.00	6.50	6.25	7.25	7.50	6.75		6.79
Performance				0.80	7.00	7.25	6.50	7.50	7.00	6.50	7.50	7.75	7.00		7.11
Composition				0.80	7.00	7.00	6.75	7.25	6.75	6.75	7.50	7.75	7.00		7.04
Interpretation of the Music/Timing				0.80	7.00	7.25	6.50	7.50	6.50	6.50	7.50	7.50	7.25		7.07
Judges Total Program Component Score (factored)														27.95	

Deductions:		0.00
--------------------	--	-------------

JUDGES DETAILS PER SKATER
JUNIOR ICE DANCE RHYTHM DANCE

Rank	Name	Nation	Starting Number	Total Segment Score	Total Element Score	Total Program Component Score (factored)	Total Deductions
5	Ekaterina RYBAKOVA / Ivan MAKHNONOSOV	RUS	7	59.52	33.10	27.42	-1.00

#	Executed Elements	Info	Base Value	GOE	J1	J2	J3	J4	J5	J6	J7	J8	J9	Ref.	Scores of Panel
1	SqTwW2+SqTwM4		6.09	0.11	1	2	0	2	-1	-2	-1	-1	1		6.20
2	1BL4+kpYYYY		5.50	0.68	1	2	1	1	1	1	1	2	2		6.18
3	2BL3+kpYYYN		4.75	0.53	1	2	1	1	1	1	1	1	1		5.28
4	CuLi4		5.30	0.92	2	2	2	2	2	2	2	3	2		6.22
5	MiSt3		7.70	1.52	2	1	2	2	1	1	1	2	2		9.22
			29.34												33.10
Program Components				Factor											
Skating Skills				0.80	6.50	6.75	6.50	6.75	6.75	6.75	7.00	7.25	6.75		6.75
Transitions				0.80	6.50	7.25	6.75	6.50	6.50	6.50	7.25	7.00	6.75		6.75
Performance				0.80	7.00	7.25	6.75	6.75	6.75	6.50	7.25	7.25	7.00		6.96
Composition				0.80	7.00	7.00	6.75	6.50	6.75	6.75	7.00	7.25	7.00		6.89
Interpretation of the Music/Timing				0.80	7.25	7.25	6.50	6.50	6.75	6.50	7.25	7.00	7.25		6.93
Judges Total Program Component Score (factored)															27.42
Deductions:				Costume failure	-1.00										-1.00

Rank	Name	Nation	Starting Number	Total Segment Score	Total Element Score	Total Program Component Score (factored)	Total Deductions
6	Darya GRIMM / Michail SAVITSKIY	GER	9	57.69	32.59	25.10	0.00

#	Executed Elements	Info	Base Value	GOE	J1	J2	J3	J4	J5	J6	J7	J8	J9	Ref.	Scores of Panel
1	1BL4+kpYYYY		5.50	0.68	2	1	1	0	1	2	1	1	2		6.18
2	SqTwW4+SqTwM3		6.47	0.51	2	0	0	1	1	1	0	1	1		6.98
3	2BL3+kpYYYN		4.75	0.53	2	1	1	-1	1	2	1	1	0		5.28
4	MiSt2		6.95	1.11	2	0	1	0	2	1	1	1	2		8.06
5	RoLi4		5.30	0.79	3	1	1	2	1	2	1	2	3		6.09
			28.97												32.59
Program Components				Factor											
Skating Skills				0.80	6.50	5.75	6.50	6.25	6.50	6.75	6.25	6.25	5.75		6.29
Transitions				0.80	6.25	5.75	6.25	6.00	6.50	6.50	6.00	6.00	5.75		6.11
Performance				0.80	6.50	6.50	6.25	6.00	6.75	6.75	6.25	6.00	6.25		6.36
Composition				0.80	6.75	6.00	6.50	5.25	6.75	6.50	6.00	6.25	6.25		6.32
Interpretation of the Music/Timing				0.80	6.75	6.25	6.00	5.50	6.50	6.75	6.00	6.00	6.50		6.29
Judges Total Program Component Score (factored)															25.10
Deductions:															0.00

JUDGES DETAILS PER SKATER
JUNIOR ICE DANCE RHYTHM DANCE

Rank	Name	Nation	Starting Number	Total Segment Score	Total Element Score	Total Program Component Score (factored)	Total Deductions
7	Denisa CIMLOVA / Vilem HLAVSA	CZE	6	53.34	27.83	25.51	0.00

#	Executed Elements	Info	Base Value	GOE	J1	J2	J3	J4	J5	J6	J7	J8	J9	Ref.	Scores of Panel
1	SqTwW4+SqTwM4		6.84	0.93	1	1	1	2	2	2	0	0	2		7.77
2	1BLB+kpNNNN		2.50	0.22	0	1	1	1	1	1	0	0	0		2.72
3	2BL1+kpYNNN		3.50	0.30	1	1	1	0	1	1	0	-1	0		3.80
4	RoLi3		4.55	0.79	2	1	2	2	2	2	1	1	2		5.34
5	MiSt2		6.95	1.25	2	1	1	1	2	2	1	1	1		8.20
			24.34												27.83
Program Components				Factor											
Skating Skills				0.80	6.50	6.00	6.50	6.50	7.00	7.00	5.75	5.25	6.25		6.36
Transitions				0.80	6.00	5.75	6.25	6.25	7.00	6.75	5.75	5.00	6.25		6.14
Performance				0.80	6.25	6.25	6.50	6.50	7.00	7.25	5.75	5.50	6.50		6.39
Composition				0.80	6.50	6.00	6.50	6.50	7.25	7.00	6.00	5.25	6.75		6.46
Interpretation of the Music/Timing				0.80	6.50	6.00	6.75	6.75	7.25	7.25	6.00	5.50	6.50		6.54
Judges Total Program Component Score (factored)														25.51	

Deductions:		0.00
Violation of choreo restrictions	(2 of 10)	

Rank	Name	Nation	Starting Number	Total Segment Score	Total Element Score	Total Program Component Score (factored)	Total Deductions
8	Nicole CALDERARI / Marco CILLI	ITA	3	53.22	28.79	24.43	0.00

#	Executed Elements	Info	Base Value	GOE	J1	J2	J3	J4	J5	J6	J7	J8	J9	Ref.	Scores of Panel
1	SqTwW4+SqTwM4		6.84	0.72	2	0	1	1	1	1	1	1	1		7.56
2	1BL2+kpYYNN		4.00	0.08	0	0	0	0	0	0	1	1	0		4.08
3	2BL2+kpYYNN		4.00	0.00	0	0	0	0	0	0	1	0	-1		4.00
4	DiSt1		6.45	0.55	0	0	0	0	1	1	2	2	0		7.00
5	RoLi4		5.30	0.85	1	1	2	2	2	2	2	2	2		6.15
			26.59												28.79
Program Components				Factor											
Skating Skills				0.80	6.00	5.75	6.25	6.25	5.75	6.25	6.25	6.00	5.00		6.04
Transitions				0.80	5.75	5.25	6.25	6.00	5.75	6.00	6.25	5.75	5.50		5.86
Performance				0.80	6.25	6.00	6.00	6.50	6.00	6.25	6.50	6.25	5.75		6.18
Composition				0.80	6.25	5.75	6.50	6.25	5.75	6.50	6.75	6.00	6.00		6.18
Interpretation of the Music/Timing				0.80	6.50	6.00	6.50	6.50	6.00	6.25	6.50	6.25	5.50		6.29
Judges Total Program Component Score (factored)														24.43	

Deductions:		0.00
--------------------	--	-------------

JUDGES DETAILS PER SKATER
JUNIOR ICE DANCE RHYTHM DANCE

Rank	Name	Nation	Starting Number	Total Segment Score	Total Element Score	Total Program Component Score (factored)	Total Deductions
9	Sofiya LUKINSKAYA / Danil PAK	KAZ	14	52.84	29.59	23.25	0.00

#	Executed Elements	Info	Base Value	GOE	J1	J2	J3	J4	J5	J6	J7	J8	J9	Ref.	Scores of Panel
1	SqTwW3+SqTwM4		6.47	0.21	1	1	0	0	-1	-1	0	1	1		6.68
2	RoLi4		5.30	0.53	1	2	1	1	1	1	1	2	1		5.83
3	1BL3+kpNYYY		4.75	0.15	0	0	0	0	0	1	1	1	0		4.90
4	2BL4+kpYYYY		5.50	0.15	0	1	1	0	0	1	0	0	0		5.65
5	MiSt2		6.95	-0.42	0	-1	0	-1	-1	-1	0	1	0		6.53
			28.97												29.59
Program Components				Factor											
Skating Skills				0.80	5.00	6.00	6.00	5.50	5.75	5.75	6.00	6.50	5.25		5.75
Transitions				0.80	4.75	6.00	6.00	5.50	5.50	5.50	5.75	6.50	5.50		5.68
Performance				0.80	5.00	6.50	5.75	5.50	5.25	5.75	5.75	6.50	5.50		5.71
Composition				0.80	5.25	6.50	5.75	5.75	5.75	6.00	6.25	6.50	5.75		5.96
Interpretation of the Music/Timing				0.80	6.00	6.50	5.75	5.50	5.75	5.75	6.25	6.25	6.00		5.96
Judges Total Program Component Score (factored)														23.25	

Deductions:	0.00
--------------------	-------------

Rank	Name	Nation	Starting Number	Total Segment Score	Total Element Score	Total Program Component Score (factored)	Total Deductions
10	Sofia VAL / Nikita VITRYANYUK	ESP	15	52.02	27.50	24.52	0.00

#	Executed Elements	Info	Base Value	GOE	J1	J2	J3	J4	J5	J6	J7	J8	J9	Ref.	Scores of Panel
1	SqTwW4+SqTwM2		6.09	-0.62	-2	-1	-1	0	-1	-1	-1	1	-1		5.47
2	1BL1+kpNNYN		3.50	0.15	-1	-1	0	1	0	1	1	1	0		3.65
3	SILi4		5.30	0.39	1	0	1	1	1	0	1	2	1		5.69
4	2BL2+kpYYNN		4.00	0.08	-1	0	0	1	0	1	0	0	0		4.08
5	MiSt2		6.95	1.66	1	0	1	2	2	2	2	2	2		8.61
			25.84												27.50
Program Components				Factor											
Skating Skills				0.80	5.75	5.50	5.75	6.25	6.00	6.50	6.25	6.50	5.75		6.04
Transitions				0.80	5.75	5.25	5.75	6.25	6.00	6.25	6.00	6.25	5.75		5.96
Performance				0.80	6.00	5.75	6.00	6.50	6.25	6.25	6.00	6.25	6.00		6.11
Composition				0.80	6.25	5.50	6.00	6.75	6.25	6.50	6.25	6.50	6.00		6.25
Interpretation of the Music/Timing				0.80	6.25	5.50	6.00	6.75	6.50	6.50	6.50	6.25	6.00		6.29
Judges Total Program Component Score (factored)														24.52	

Deductions:	0.00
--------------------	-------------

JUDGES DETAILS PER SKATER
JUNIOR ICE DANCE RHYTHM DANCE

Rank	Name	Nation	Starting Number	Total Segment Score	Total Element Score	Total Program Component Score (factored)							Total Deductions			
11	Solene MAZINGUE / Marko Jevgeni GAIDAJENKO	EST	10	48.81	24.72	24.09							0.00			
#	Executed Elements	Info	Base Value	GOE	J1	J2	J3	J4	J5	J6	J7	J8	J9	Ref.	Scores of Panel	
1	SqTwW1+SqTwM2		5.09	-0.52	-1	-2	-2	0	0	1	-1	0	-1		4.57	
2	2BLB+kpNYNN	<	2.50	0.00	-1	0	0	-1	1	1	0	0	0		2.50	
3	1BL2+kpYNN		4.00	0.00	-1	0	0	-1	1	2	0	0	0		4.00	
4	MiSt2		6.95	0.55	1	0	0	0	1	2	1	1	0		7.50	
5	RoLi4		5.30	0.85	3	2	1	1	2	3	2	1	2		6.15	
			23.84												24.72	
Program Components			Factor													
Skating Skills			0.80	5.75	5.75	6.00	5.75	6.75	6.75	6.75	5.75	5.00	5.50			5.89
Transitions			0.80	5.75	5.50	6.50	5.50	6.75	6.50	5.75	5.25	5.25			5.82	
Performance			0.80	6.00	6.25	6.00	5.50	6.50	7.00	6.00	5.25	5.75			6.00	
Composition			0.80	6.25	6.00	6.50	5.75	6.75	7.25	6.00	5.00	5.50			6.11	
Interpretation of the Music/Timing			0.80	6.25	6.25	6.75	5.75	7.00	7.00	6.50	5.00	5.50			6.29	
Judges Total Program Component Score (factored)														24.09		
Deductions:															0.00	
< Interruption of 4 beats or less in PDE																

Rank	Name	Nation	Starting Number	Total Segment Score	Total Element Score	Total Program Component Score (factored)							Total Deductions		
12	Yulia LEBEDEVA-BITADZE / Dmitri PARKHOMENKO	GEO	8	47.73	25.54	22.19							0.00		
#	Executed Elements	Info	Base Value	GOE	J1	J2	J3	J4	J5	J6	J7	J8	J9	Ref.	Scores of Panel
1	MiSt1		6.45	0.14	1	-1	0	-1	0	1	0	1	0		6.59
2	SqTwW4+SqTwM4		6.84	0.41	2	0	-1	0	2	1	0	0	1		7.25
3	2BLB+kpNNNN		2.50	-0.11	0	-1	-1	-2	0	0	0	0	0		2.39
4	SILi4		5.30	0.39	2	0	0	1	1	2	1	1	0		5.69
5	1BL2+kpNNYY		4.00	-0.38	0	-1	-1	-2	-1	0	-1	0	-1		3.62
			25.09												25.54
Program Components			Factor												
Skating Skills			0.80	6.00	5.50	5.50	5.50	5.75	6.25	5.25	5.00	5.75			5.61
Transitions			0.80	6.00	5.00	5.50	5.00	5.50	6.00	5.00	5.00	5.50			5.36
Performance			0.80	6.25	5.50	5.50	5.25	5.75	6.25	5.25	5.25	5.75			5.61
Composition			0.80	6.25	5.25	5.75	5.50	5.75	6.50	5.00	4.75	5.50			5.57
Interpretation of the Music/Timing			0.80	6.50	5.25	5.75	5.25	5.50	6.50	5.25	5.00	5.50			5.57
Judges Total Program Component Score (factored)														22.19	
Deductions:															0.00

JUDGES DETAILS PER SKATER
JUNIOR ICE DANCE RHYTHM DANCE

Rank	Name	Nation	Starting Number	Total Segment Score	Total Element Score	Total Program Component Score (factored)	Total Deductions
13	Emma GOODSTADT / Michael BARSOUM	CAN	12	46.05	22.97	23.08	0.00

#	Executed Elements	Info	Base Value	GOE	J1	J2	J3	J4	J5	J6	J7	J8	J9	Ref.	Scores of Panel
1	SILi4		5.30	0.53	2	1	1	1	1	1	1	2	1		5.83
2	1BL2+kpNYYN		4.00	-0.08	0	-1	0	-1	0	0	1	1	-1		3.92
3	2BLB+kpNNNN		2.50	-0.11	-1	0	0	-1	0	0	1	0	-1		2.39
4	SqTwW1+SqTwM4		5.84	-1.46	-4	-2	-2	-2	-2	-2	-2	-2	-2		4.38
5	MiSt1		6.45	0.00	0	0	0	0	0	0	0	0	0		6.45
			24.09												22.97
Program Components				Factor											
Skating Skills				0.80	5.75	5.50	5.75	5.75	6.25	6.50	6.25	6.50	4.75		5.96
Transitions				0.80	5.50	5.25	5.75	5.25	6.25	6.25	5.75	6.25	4.75		5.71
Performance				0.80	5.75	5.75	5.50	5.50	6.00	6.25	6.00	6.00	5.25		5.79
Composition				0.80	5.50	5.50	5.50	5.50	6.00	6.50	5.75	6.50	5.00		5.75
Interpretation of the Music/Timing				0.80	5.25	5.75	5.50	5.25	5.50	6.00	6.25	6.25	5.25		5.64
Judges Total Program Component Score (factored)															23.08

Deductions:		0.00
Violation of choreo restrictions	(1 of 10)	

Rank	Name	Nation	Starting Number	Total Segment Score	Total Element Score	Total Program Component Score (factored)	Total Deductions
14	Gina ZEHNDER / Beda Leon SIEBER	SUI	17	44.17	22.83	21.34	0.00

#	Executed Elements	Info	Base Value	GOE	J1	J2	J3	J4	J5	J6	J7	J8	J9	Ref.	Scores of Panel
1	SILi4		5.30	0.07	0	-1	0	1	-1	0	1	2	0		5.37
2	1BLB+kpNNNN		2.50	-0.16	-1	0	-1	-1	0	0	0	1	-1		2.34
3	2BLB+kpNNNN		2.50	-0.33	-1	-1	-1	-1	-1	-1	0	0	-1		2.17
4	SqTwW4+SqTwM4		6.84	0.21	1	-1	0	0	0	0	0	1	1		7.05
5	DiSt1		6.45	-0.55	0	-1	-1	-2	-1	-1	0	2	0		5.90
			23.59												22.83
Program Components				Factor											
Skating Skills				0.80	5.75	5.50	5.00	5.25	5.25	5.00	5.50	6.25	5.00		5.32
Transitions				0.80	5.75	5.25	5.25	5.00	5.00	4.75	5.25	6.25	5.00		5.21
Performance				0.80	6.00	5.50	5.00	5.25	5.00	4.75	5.50	6.50	5.50		5.39
Composition				0.80	6.25	5.75	5.25	5.25	5.25	5.00	5.25	6.50	5.00		5.43
Interpretation of the Music/Timing				0.80	6.25	5.50	5.00	5.00	5.00	5.25	5.25	6.25	5.00		5.32
Judges Total Program Component Score (factored)															21.34

Deductions:		0.00
--------------------	--	-------------

JUDGES DETAILS PER SKATER
JUNIOR ICE DANCE RHYTHM DANCE

Rank	Name	Nation	Starting Number	Total Segment Score	Total Element Score	Total Program Component Score (factored)							Total Deductions		
15	Myroslava TKACHENKO / Andrii KAPRAN	UKR	5	38.15	20.95	18.20							-1.00		
#	Executed Elements	Info	Base Value	GOE	J1	J2	J3	J4	J5	J6	J7	J8	J9	Ref.	Scores of Panel
1	SqTwW3+SqTwM3		6.10	-0.31	0	-1	-1	0	-1	0	-1	0	0		5.79
2	MiSt1		6.45	-0.55	0	-1	-1	-1	0	0	-1	0	-1		5.90
3	2BLB+kpNNNN	<	2.50	-0.91	-3	-2	-3	-3	-3	-2	-2	-2	-2		1.59
4	1BLB+kpNNNN		2.50	-0.33	-1	-1	-1	-1	-1	0	-1	0	-1		2.17
5	RoLi4		5.30	0.20	-1	0	0	0	0	1	1	1	1		5.50
			22.85												20.95
Program Components			Factor												
Skating Skills			0.80	5.00	4.25	4.50	4.50	4.75	4.75	4.75	4.25	5.00	4.00		4.57
Transitions			0.80	5.00	3.75	4.50	4.50	4.75	4.50	4.25	4.75	4.00	4.75	4.00	4.46
Performance			0.80	5.00	4.25	4.25	4.25	4.25	4.75	4.00	4.75	4.25	4.25		4.39
Composition			0.80	5.50	4.00	4.50	4.75	5.00	5.00	3.75	5.00	4.75		4.71	
Interpretation of the Music/Timing			0.80	5.25	4.25	4.75	4.75	4.75	4.75	3.75	4.75	4.25		4.61	
Judges Total Program Component Score (factored)														18.20	
Deductions:			Music tempo	-1.00											-1.00
< Interruption of 4 beats or less in PDE															

Rank	Name	Nation	Starting Number	Total Segment Score	Total Element Score	Total Program Component Score (factored)							Total Deductions		
16	Anita STRAUB / Andreas STRAUB	AUT	13	32.38	16.29	17.09							-1.00		
#	Executed Elements	Info	Base Value	GOE	J1	J2	J3	J4	J5	J6	J7	J8	J9	Ref.	Scores of Panel
1	2BLB+kpNNNN		2.50	-0.43	-2	-2	-1	0	-1	-1	-1	-1	-1		2.07
2	1BLB+kpNNNN		2.50	-0.43	-1	-1	-1	0	-2	-2	-1	-1	-1		2.07
3	RoLi3		4.55	0.39	1	0	0	1	1	1	1	1	1		4.94
4	SqTwW1+SqTwM1		4.84	-1.46	-5	-2	-2	-2	-2	-2	-2	-2	-2		3.38
5	MiStB		4.00	-0.17	0	-1	-1	0	-1	0	0	0	0		3.83
			18.39												16.29
Program Components			Factor												
Skating Skills			0.80	4.75	4.00	4.25	5.25	4.25	4.00	4.25	4.25	4.25	4.25		4.29
Transitions			0.80	4.50	3.75	4.50	5.00	4.00	3.75	4.00	4.00	4.75		4.21	
Performance			0.80	4.50	4.25	4.25	5.00	4.00	3.75	4.25	4.00	4.50		4.25	
Composition			0.80	5.00	4.00	4.50	5.25	4.25	4.00	4.25	4.00	4.50		4.36	
Interpretation of the Music/Timing			0.80	4.75	4.00	4.25	5.00	4.00	4.00	4.00	3.75	4.75		4.25	
Judges Total Program Component Score (factored)														17.09	
Deductions:			Falls	-1.00 (1)											-1.00
			Violation of choreo restrictions	(2 of 10)											

JUDGES DETAILS PER SKATER
JUNIOR ICE DANCE RHYTHM DANCE

Rank	Name	Nation	Starting Number	Total Segment Score	Total Element Score	Total Program Component Score (factored)							Total Deductions			
17	Corinna HUBER / Patrik HUBER	AUT	2	30.75	17.64	15.11							-2.00			
#	Executed Elements	Info	Base Value	GOE	J1	J2	J3	J4	J5	J6	J7	J8	J9	Ref.	Scores of Panel	
1	SqTwW4+SqTwM4		6.84	-0.31	0	-1	0	0	-1	-1	0	-1	0		6.53	
2	2BLB+kpNNNN		2.50	-0.54	-2	-1	-1	-2	-2	-1	-1	-1	-2		1.96	
3	SILi4		5.30	0.13	0	0	0	-1	0	1	1	0	1		5.43	
4	1BLB+kpNNNN		2.50	-0.64	-2	-1	-1	-2	-2	-2	-1	-2	-2		1.86	
5	MiStB	F	4.00	-2.14	-4	-2	-4	-4	-5	-4	-3	-3	-3		1.86	
			21.14												17.64	
Program Components			Factor													
Skating Skills			0.80	4.25	4.00	3.25	3.50	3.75	4.00	4.75	3.75	3.75				3.86
Transitions			0.80	4.00	3.50	3.50	3.25	3.50	3.75	4.50	3.50	4.00				3.68
Performance			0.80	4.00	4.25	3.25	3.25	3.25	3.75	4.50	3.00	4.25				3.71
Composition			0.80	4.25	4.00	3.50	3.75	3.75	4.00	4.25	3.75	4.00				3.93
Interpretation of the Music/Timing			0.80	4.25	3.75	3.25	3.25	3.50	3.75	4.25	3.00	4.25				3.71
Judges Total Program Component Score (factored)														15.11		
Deductions:		Falls	-1.00	(1)	Music tempo								-1.00	-2.00		

F Fall

PANEL OF JUDGES
JUNIOR ICE DANCE FREE DANCE

Officials

Technical Controller	Ms. Ingrid Charlotte WOLTER	ISU
Technical Specialist	Ms. Galit CHAIT MORACCI	ISU
Assistant Technical Specialist	Ms. Anna KRYTSKAYA	ISU

Judges

Referee	Ms. Janis ENGEL	ISU
Judge No. 1	Ms. Ekaterina BALASURIYA	GER
Judge No. 2	Ms. Lolita LABUNSKAIYA	RUS
Judge No. 3	Ms. Ere LUSTI	EST
Judge No. 4	Ms. Leslie KEEN	CAN
Judge No. 5	Ms. Gabriele STREIL	AUT
Judge No. 6	Mr. John MILLIER	USA
Judge No. 7	Mr. David MUNOZ	ESP
Judge No. 8	Ms. Iryna MEDVEDIEVA	UKR
Judge No. 9	Ms. Francesca MINEO	ITA


Data/Replay Operator

Data Operator	Mr. Dzianis SAROKIN	ISU
Replay Operator	Mr. Martin PAULMICHL	ISU

RESULTS

JUNIOR ICE DANCE FREE DANCE

Pl.	Name	Nation	Total Segment Score
1	Sofya TYUTYUNINA / Alexander SHUSTITSKIY	RUS	95.28
2	Ekaterina RYBAKOVA / Ivan MAKHNONOSOV	RUS	92.19
3	Nadiia BASHYNSKA / Peter BEAUMONT	CAN	91.72
4	Angela LING / Caleb WEIN	USA	89.69
5	Oona BROWN / Gage BROWN	USA	89.04
6	Nicole CALDERARI / Marco CILLI	ITA	82.59
7	Solene MAZINGUE / Marko Jevgeni GAIDAJENKO	EST	82.42
8	Sofiya LUKINSKAYA / Danil PAK	KAZ	81.44
9	Darya GRIMM / Michail SAVITSKIY	GER	80.58
10	Denisa CIMLOVA / Vilem HLAVSA	CZE	77.60
11	Sofia VAL / Nikita VITRYANYUK	ESP	74.70
12	Yulia LEBEDEVA-BITADZE / Dmitri PARKHOMENKO	GEO	74.20
13	Emma GOODSTADT / Michael BARSOUM	CAN	72.07
14	Gina ZEHNDER / Beda Leon SIEBER	SUI	68.88
15	Myroslava TKACHENKO / Andrii KAPRAN	UKR	62.28
16	Corinna HUBER / Patrik HUBER	AUT	57.83
17	Anita STRAUB / Andreas STRAUB	AUT	53.85



Ms. Janis ENGEL, ISU
Referee



Ms. Ingrid Charlotte WOLTER, ISU
Technical Controller

JUDGES DETAILS PER SKATER
JUNIOR ICE DANCE FREE DANCE

Rank	Name	Nation	Starting Number	Total Segment Score	Total Element Score	Total Program Component Score (factored)	Total Deductions
1	Sofya TYUTYUNINA / Alexander SHUSTITSKIY	RUS	17	95.28	51.65	45.63	-2.00

#	Executed Elements	Info	Base Value	GOE	J1	J2	J3	J4	J5	J6	J7	J8	J9	Ref.	Scores of Panel
1	OFStW3+OFStM2		5.72	1.35	2	2	1	2	1	2	2	2	2		7.07
2	SILi4+RoLi4	>	10.60	1.97	2	2	3	1	2	2	2	3	2		12.57
3	SyTwW4+SyTwM4		6.84	2.28	4	3	3	3	3	4	3	3	3		9.12
4	SeSt3		7.70	1.94	2	2	2	2	2	2	2	2	2		9.64
5	CoSp4		6.00	1.13	2	2	2	2	2	2	3	2	2		7.13
6	ChSt1		1.10	1.90	2	3	3	2	2	3	2	1	2		3.00
7	ChLi1		1.10	2.02	3	3	3	3	2	2	2	2	2		3.12
			39.06												51.65
Program Components			Factor												
	Skating Skills		1.20	7.50	7.50	7.50	7.25	7.50	7.50	7.75	7.75	7.75	7.75		7.57
	Transitions		1.20	7.25	7.50	7.50	7.00	7.25	7.25	7.50	7.50	7.50	7.50		7.39
	Performance		1.20	7.75	7.75	7.75	8.00	7.50	7.75	7.75	8.00	8.00	8.00		7.82
	Composition		1.20	7.75	7.50	7.75	7.50	7.50	7.75	7.50	7.50	7.75	7.75		7.61
	Interpretation of the Music/Timing		1.20	7.25	7.50	7.75	7.50	7.50	8.00	7.50	7.75	8.00	8.00		7.64
	Judges Total Program Component Score (factored)														45.63
Deductions:			Time violation	-1.00	Extended lifts			-1.00							-2.00
> Extended Dance Lift															

Rank	Name	Nation	Starting Number	Total Segment Score	Total Element Score	Total Program Component Score (factored)	Total Deductions
2	Ekaterina RYBAKOVA / Ivan MAKHNONOSOV	RUS	13	92.19	49.50	42.69	0.00

#	Executed Elements	Info	Base Value	GOE	J1	J2	J3	J4	J5	J6	J7	J8	J9	Ref.	Scores of Panel
1	CoSp4		6.00	1.21	2	2	3	3	2	2	2	2	2		7.21
2	SyTwW4+SyTwM4		6.84	1.77	3	3	4	2	2	2	3	2	2		8.61
3	CiSt3		7.70	1.52	2	2	2	2	2	1	1	1	1		9.22
4	SILi4		5.30	0.85	2	2	2	1	1	2	2	2	2		6.15
5	RoLi4		5.30	0.66	1	2	2	2	2	0	1	1	1		5.96
6	OFStW2+OFStM3		5.72	1.35	2	2	2	2	2	1	2	2	1		7.07
7	ChSt1		1.10	1.42	2	2	2	2	2	2	1	1	1		2.52
8	ChTw1		1.10	1.66	2	2	3	0	2	2	2	2	2		2.76
			39.06												49.50
Program Components			Factor												
	Skating Skills		1.20	6.75	7.00	7.00	7.25	7.00	6.50	7.25	7.25	7.25	7.25		7.07
	Transitions		1.20	7.00	7.00	7.00	6.75	6.75	6.25	7.00	7.00	7.00	7.00		6.93
	Performance		1.20	7.25	7.25	7.50	6.75	7.00	6.75	7.00	7.25	7.50	7.50		7.14
	Composition		1.20	7.50	7.00	7.50	7.50	7.25	7.00	6.75	7.50	7.00	7.00		7.25
	Interpretation of the Music/Timing		1.20	7.25	7.25	7.50	7.00	7.25	7.00	7.00	7.25	7.25	7.25		7.18
	Judges Total Program Component Score (factored)														42.69
Deductions:															



JUDGES DETAILS PER SKATER

JUNIOR ICE DANCE FREE DANCE

Rank	Name	Nation	Starting Number	Total Segment Score	Total Element Score	Total Program Component Score (factored)							Total Deductions		
3	Nadiia BASHYNSKA / Peter BEAUMONT	CAN	14	91.72	48.32	43.40							0.00		
#	Executed Elements	Info	Base Value	GOE	J1	J2	J3	J4	J5	J6	J7	J8	J9	Ref.	Scores of Panel
1	OFSIW3+OFSIM2		5.72	1.46	2	2	2	2	2	2	2	2	2		7.18
2	CoSp4		6.00	0.97	2	2	2	2	1	1	2	1	2		6.97
3	DiSt2		6.95	1.94	2	2	2	2	2	2	2	2	2		8.89
4	CuLi4+RoLi4		10.60	1.84	2	2	2	2	2	2	3	2	2		12.44
5	SyTwW4+SyTwM3		6.47	-0.10	0	-1	0	-1	0	0	0	0	1		6.37
6	ChSt1		1.10	1.66	2	2	2	3	2	2	2	2	2		2.76
7	ChSl1		1.10	2.61	4	3	4	4	2	3	4	2	2		3.71
			37.94												48.32
Program Components				Factor											
Skating Skills				1.20	6.75	7.00	7.00	7.25	6.75	6.75	7.75	7.50	7.25		7.07
Transitions				1.20	7.00	6.75	6.75	7.25	7.25	6.50	7.50	7.25	7.50		7.11
Performance				1.20	7.00	6.75	7.50	6.75	7.00	7.00	8.00	7.50	7.25		7.14
Composition				1.20	7.25	7.00	7.75	7.75	7.50	7.00	7.50	7.75	7.50		7.46
Interpretation of the Music/Timing				1.20	7.25	6.75	7.25	7.25	7.50	7.25	7.75	7.75	7.50		7.39
Judges Total Program Component Score (factored)														43.40	
Deductions:														0.00	

Rank	Name	Nation	Starting Number	Total Segment Score	Total Element Score	Total Program Component Score (factored)							Total Deductions		
4	Angela LING / Caleb WEIN	USA	15	89.69	46.83	42.86							0.00		
#	Executed Elements	Info	Base Value	GOE	J1	J2	J3	J4	J5	J6	J7	J8	J9	Ref.	Scores of Panel
1	OFSIW3+OFSIM2		5.72	1.35	2	2	2	3	2	2	1	1	2		7.07
2	SILi4+RoLi4		10.60	1.84	2	3	1	3	1	2	2	2	2		12.44
3	SyTwW3+SyTwM4		6.47	1.14	1	1	1	2	2	3	2	2	1		7.61
4	CoSp4		6.00	0.80	1	2	2	2	1	2	1	1	1		6.80
5	DiSt2		6.95	1.39	1	2	1	2	2	2	1	1	1		8.34
6	ChSt1		1.10	1.42	2	2	2	1	2	2	2	1	1		2.52
7	ChLi1		1.10	0.95	1	2	1	1	2	1	1	1	1		2.05
			37.94												46.83
Program Components				Factor											
Skating Skills				1.20	7.00	7.00	6.75	7.00	7.25	7.00	7.25	7.75	7.25		7.11
Transitions				1.20	7.00	7.25	6.75	6.75	7.00	7.00	7.00	7.25	7.00		7.00
Performance				1.20	7.25	7.00	7.50	7.25	7.50	7.25	7.00	7.50	7.50		7.32
Composition				1.20	6.75	7.25	7.00	7.25	7.00	7.25	7.00	7.50	7.00		7.11
Interpretation of the Music/Timing				1.20	7.00	7.25	7.25	6.50	7.25	7.25	7.00	7.50	7.25		7.18
Judges Total Program Component Score (factored)														42.86	
Deductions:														0.00	

JUDGES DETAILS PER SKATER
JUNIOR ICE DANCE FREE DANCE

Rank	Name	Nation	Starting Number	Total Segment Score	Total Element Score	Total Program Component Score (factored)							Total Deductions		
5	Oona BROWN / Gage BROWN	USA	16	89.04	45.91	45.13							-2.00		
#	Executed Elements	Info	Base Value	GOE	J1	J2	J3	J4	J5	J6	J7	J8	J9	Ref.	Scores of Panel
1	CoSp4		6.00	1.37	3	2	2	2	2	2	3	3	3		7.37
2	OFStW2+OFStM3		5.72	1.46	2	2	2	2	2	2	2	2	3		7.18
3	CiSt3		7.70	2.21	3	2	2	2	3	3	2	2	2		9.91
4	SILi4		5.30	0.98	3	2	2	2	2	3	2	2	2		6.28
5	SyTwWB+SyTwM4	F	4.22	-1.45	-3	-3	-3	-3	-3	-3	-4	-3	-3		2.77
6	ChSt1		1.10	1.90	3	3	2	1	2	3	2	2	2		3.00
7	RoLi4	>	5.30	0.98	2	3	2	1	2	2	2	3	2		6.28
8	ChSt1		1.10	2.02	3	2	3	3	2	2	3	2	2		3.12
			36.44												45.91
Program Components			Factor												
Skating Skills			1.20	7.25	7.25	7.25	7.00	7.25	7.50	7.50	7.75	7.50	7.36		7.36
Transitions			1.20	7.50	7.25	7.50	7.25	7.50	7.50	7.75	7.75	7.50	7.50		7.50
Performance			1.20	7.50	7.25	7.50	6.75	7.25	7.75	7.75	7.75	7.50	7.50		7.50
Composition			1.20	8.00	7.50	7.25	7.25	7.50	7.75	7.50	7.75	8.00	7.61		7.61
Interpretation of the Music/Timing			1.20	7.75	7.50	7.50	7.00	7.50	7.75	7.75	7.75	7.75	7.64		7.64
Judges Total Program Component Score (factored)														45.13	
Deductions:			Extended lifts		-1.00	Falls		-1.00 (1)							-2.00
F Fall > Extended Dance Lift															

Rank	Name	Nation	Starting Number	Total Segment Score	Total Element Score	Total Program Component Score (factored)							Total Deductions		
6	Nicole CALDERARI / Marco CILLI	ITA	10	82.59	44.49	38.10							0.00		
#	Executed Elements	Info	Base Value	GOE	J1	J2	J3	J4	J5	J6	J7	J8	J9	Ref.	Scores of Panel
1	CoSp4		6.00	0.97	1	1	2	2	2	2	2	1	2		6.97
2	SyTwW4+SyTwM4		6.84	0.10	0	0	-1	0	0	-1	1	1	1		6.94
3	MiSt3		7.70	0.83	0	1	1	1	1	1	1	0	1		8.53
4	CuLi4		5.30	0.46	0	1	1	2	1	0	1	1	2		5.76
5	OFStW2+OFStM1		5.09	0.72	0	1	1	1	1	1	1	1	1		5.81
6	RoLi4		5.30	0.72	1	2	2	2	1	1	2	1	2		6.02
7	ChSt1		1.10	1.07	1	2	2	2	1	0	1	1	1		2.17
8	ChLi1		1.10	1.19	1	2	1	4	1	1	2	1	2		2.29
			38.43												44.49
Program Components			Factor												
Skating Skills			1.20	5.50	6.50	6.25	6.50	6.50	6.25	6.25	6.50	6.50	6.39		6.39
Transitions			1.20	5.50	6.25	5.75	5.75	6.00	6.00	6.25	6.25	6.25	6.04		6.04
Performance			1.20	5.75	6.75	6.50	6.75	6.50	6.25	6.50	6.50	6.50	6.50		6.50
Composition			1.20	5.50	6.75	6.25	6.50	6.25	6.00	6.00	6.75	6.50	6.32		6.32
Interpretation of the Music/Timing			1.20	5.50	6.75	6.50	6.50	6.50	6.25	6.50	6.50	6.50	6.50		6.50
Judges Total Program Component Score (factored)														38.10	
Deductions:															0.00



JUDGES DETAILS PER SKATER

JUNIOR ICE DANCE FREE DANCE

Rank	Name	Nation	Starting Number	Total Segment Score	Total Element Score	Total Program Component Score (factored)	Total Deductions
7	Solene MAZINGUE / Marko Jevgeni GAIDAJENKO	EST	7	82.42	44.82	37.60	0.00

#	Executed Elements	Info	Base Value	GOE	J1	J2	J3	J4	J5	J6	J7	J8	J9	Ref.	Scores of Panel
1	OFSIW3+OFSIM2		5.72	0.93	1	1	1	3	1	2	1	1	2		6.65
2	DiSt3		7.70	0.69	1	1	1	1	0	1	0	0	1		8.39
3	CuLi4+RoLi4		10.60	1.84	2	1	2	2	2	2	2	2	2		12.44
4	SyTwW3+SyTwM3		6.10	0.83	0	1	2	1	1	1	1	2	1		6.93
5	CoSp4		6.00	0.08	0	1	0	-1	0	0	0	0	2		6.08
6	ChSt1		1.10	0.83	1	1	1	1	2	1	1	1	1		1.93
7	ChLi1		1.10	1.30	2	2	2	1	2	1	2	1	1		2.40
			38.32												44.82
Program Components			Factor												
	Skating Skills			1.20	5.75	6.50	6.00	6.50	6.25	6.25	6.00	6.75	6.50		6.29
	Transitions			1.20	5.75	6.50	5.75	5.50	6.25	6.00	5.75	6.50	6.25		6.04
	Performance			1.20	6.25	6.75	6.50	6.00	6.25	6.25	6.00	6.50	6.50		6.32
	Composition			1.20	6.00	7.00	6.00	6.25	6.25	6.25	6.00	7.00	6.25		6.29
	Interpretation of the Music/Timing			1.20	6.25	6.75	6.25	6.00	6.50	6.50	5.75	6.75	6.50		6.39
	Judges Total Program Component Score (factored)														37.60

Deductions:
0.00

Rank	Name	Nation	Starting Number	Total Segment Score	Total Element Score	Total Program Component Score (factored)	Total Deductions
8	Sofiya LUKINSKAYA / Danil PAK	KAZ	9	81.44	43.63	37.81	0.00

#	Executed Elements	Info	Base Value	GOE	J1	J2	J3	J4	J5	J6	J7	J8	J9	Ref.	Scores of Panel
1	OFSIW3+OFSIM2		5.72	0.62	0	0	1	1	1	1	1	1	1		6.34
2	SyTwW3+SyTwM4		6.47	0.83	1	1	2	0	1	1	2	1	1		7.30
3	CoSp4		6.00	0.56	1	1	2	0	1	0	1	1	2		6.56
4	CuLi4		5.30	0.39	1	2	1	1	0	0	2	0	1		5.69
5	SeSt2		6.95	0.69	0	1	1	2	1	0	0	1	1		7.64
6	RoLi4		5.30	0.46	1	1	1	2	1	1	1	1	1		5.76
7	ChLi1		1.10	0.95	2	1	1	1	1	2	1	1	1		2.05
8	ChSt1		1.10	1.19	1	1	2	2	2	2	1	1	1		2.29
			37.94												43.63
Program Components			Factor												
	Skating Skills			1.20	5.50	6.25	6.00	6.50	6.00	5.75	6.25	6.50	6.25		6.14
	Transitions			1.20	5.75	6.25	5.50	6.25	6.00	5.75	6.00	6.25	6.25		6.04
	Performance			1.20	6.50	6.75	6.25	7.00	6.25	6.00	6.25	6.50	6.50		6.43
	Composition			1.20	6.00	6.50	6.50	6.75	6.50	6.25	6.50	6.50	6.50		6.46
	Interpretation of the Music/Timing			1.20	6.25	6.75	6.00	6.50	6.50	6.25	6.25	6.75	6.50		6.43
	Judges Total Program Component Score (factored)														37.81

Deductions:
0.00

JUDGES DETAILS PER SKATER
JUNIOR ICE DANCE FREE DANCE

Rank	Name	Nation	Starting Number	Total Segment Score	Total Element Score	Total Program Component Score (factored)	Total Deductions
9	Darya GRIMM / Michail SAVITSKIY	GER	12	80.58	42.10	38.48	0.00

#	Executed Elements	Info	Base Value	GOE	J1	J2	J3	J4	J5	J6	J7	J8	J9	Ref.	Scores of Panel
1	CuLi3		4.55	1.11	2	2	2	3	2	3	3	2	3		5.66
2	SyTwW4+SyTwM4		6.84	0.93	2	1	1	1	1	1	2	1	2		7.77
3	CoSp4		6.00	-0.16	-1	-1	1	0	-1	-1	0	1	0		5.84
4	OFSIW3+OFSIM2		5.72	0.93	2	1	2	2	1	1	1	1	1		6.65
5	MiSt1		6.45	-0.28	0	-1	0	0	0	0	-1	-1	0		6.17
6	ChSt1		1.10	1.07	2	1	1	1	1	2	2	1	1		2.17
7	RoLi4		5.30	0.85	2	1	2	3	2	2	2	2	1		6.15
8	ChLi1		1.10	0.59	1	1	1	0	1	0	0	1	1		1.69
			37.06												42.10
Program Components				Factor											
Skating Skills				1.20	6.00	6.50	6.00	6.75	6.50	6.25	6.25	6.75	6.75		6.43
Transitions				1.20	6.00	6.50	6.00	6.25	6.25	6.25	6.25	6.50	6.50		6.29
Performance				1.20	6.25	6.25	6.50	6.75	6.00	6.50	6.50	6.75	6.50		6.46
Composition				1.20	6.50	6.50	6.00	7.00	6.25	6.50	6.50	7.00	6.75		6.57
Interpretation of the Music/Timing				1.20	6.50	6.25	6.25	6.25	6.00	6.50	6.00	6.75	6.50		6.32
Judges Total Program Component Score (factored)															38.48

Deductions:															0.00
--------------------	--	--	--	--	--	--	--	--	--	--	--	--	--	--	-------------

Rank	Name	Nation	Starting Number	Total Segment Score	Total Element Score	Total Program Component Score (factored)	Total Deductions
10	Denisa CIMLOVA / Vilem HLAVSA	CZE	11	77.60	40.14	38.46	-1.00

#	Executed Elements	Info	Base Value	GOE	J1	J2	J3	J4	J5	J6	J7	J8	J9	Ref.	Scores of Panel
1	CoSp4		6.00	0.40	0	0	1	0	2	2	-1	1	1		6.40
2	SyTwW2+SyTwM3		5.72	-0.62	-1	-1	0	1	-1	-1	-2	-1	-1		5.10
3	OFSIW1+OFSIM1		4.84	0.62	1	0	1	1	1	1	0	1	1		5.46
4	RoLi4		5.30	0.79	2	2	2	2	2	2	1	1	1		6.09
5	MiSt2		6.95	0.97	1	1	1	1	1	0	1	1	1		7.92
6	SILi4		5.30	0.92	2	2	2	3	2	2	2	2	2		6.22
7	ChSi1		1.10	1.19	1	2	2	2	1	1	0	2	1		2.29
8	ChSt1	F	1.10	-0.44	-2	-2	-2	-2	-2	-2	-2	-2	-2		0.66
			36.31												40.14
Program Components				Factor											
Skating Skills				1.20	5.75	6.75	6.25	6.50	6.50	6.25	5.75	6.75	6.25		6.32
Transitions				1.20	6.00	6.75	6.00	6.50	6.50	6.25	6.00	6.50	6.50		6.32
Performance				1.20	6.25	6.50	6.25	6.00	6.50	6.25	6.25	6.75	6.25		6.32
Composition				1.20	6.50	7.00	6.50	6.50	6.75	6.50	6.00	7.00	6.75		6.64
Interpretation of the Music/Timing				1.20	6.25	7.00	6.25	6.25	6.50	6.25	5.75	7.00	6.75		6.46
Judges Total Program Component Score (factored)															38.46

Deductions:	Falls	-1.00	(1)												-1.00
--------------------	-------	-------	-----	--	--	--	--	--	--	--	--	--	--	--	--------------

F Fall



JUDGES DETAILS PER SKATER

JUNIOR ICE DANCE FREE DANCE

Rank	Name	Nation	Starting Number	Total Segment Score	Total Element Score	Total Program Component Score (factored)							Total Deductions		
11	Sofia VAL / Nikita VITRYANYUK	ESP	8	74.70	37.79	36.91							0.00		
#	Executed Elements	Info	Base Value	GOE	J1	J2	J3	J4	J5	J6	J7	J8	J9	Ref.	Scores of Panel
1	SILi4		5.30	0.79	2	2	0	2	1	2	2	1	2		6.09
2	CiSt2		6.95	0.83	1	1	0	2	1	1	1	0	1		7.78
3	OFStW1+OFStM1		4.84	0.51	1	1	0	1	0	0	1	1	1		5.35
4	CoSp4		6.00	0.56	1	1	1	1	1	1	1	0	1		6.56
5	ChSt1		1.10	0.83	1	1	1	1	1	1	2	1	1		1.93
6	SyTwW3+SyTwMB		3.85	-0.97	-2	-2	-2	-2	-2	-2	-3	-2	-1		2.88
7	RoLi4		5.30	0.33	0	1	1	1	0	0	1	1	1		5.63
8	ChLi1		1.10	0.47	1	0	0	0	1	0	2	1	1		1.57
			34.44											37.79	
Program Components			Factor												
Skating Skills			1.20	6.00	6.25	5.75	6.50	6.25	6.25	6.00	6.25	6.25	6.25	6.18	
Transitions			1.20	5.75	6.00	5.00	6.00	6.00	6.00	6.25	6.00	6.25	6.25	6.00	
Performance			1.20	6.25	6.00	6.00	6.25	6.25	6.00	6.50	6.25	6.25	6.25	6.18	
Composition			1.20	6.50	6.25	5.75	6.25	6.25	6.25	6.25	6.25	6.00	6.50	6.25	
Interpretation of the Music/Timing			1.20	6.25	6.00	5.75	6.00	6.25	6.25	6.00	6.25	6.50	6.14		
Judges Total Program Component Score (factored)														36.91	
Deductions:															0.00

Rank	Name	Nation	Starting Number	Total Segment Score	Total Element Score	Total Program Component Score (factored)							Total Deductions		
12	Yulia LEBEDEVA-BITADZE / Dmitri PARKHOMENKO	GEO	6	74.20	38.88	35.32							0.00		
#	Executed Elements	Info	Base Value	GOE	J1	J2	J3	J4	J5	J6	J7	J8	J9	Ref.	Scores of Panel
1	OFStW3+OFStM2		5.72	0.21	1	0	0	1	0	0	0	1	0		5.93
2	ChSt1		1.10	0.59	1	2	0	0	0	0	2	1	1		1.69
3	SILi4+CuLi4		10.60	1.45	1	2	1	2	1	2	2	2	1		12.05
4	SyTwW4+SyTwM3		6.47	-0.72	-1	-1	-1	-2	-1	-1	-1	-1	-1		5.75
5	CiSt2		6.95	0.00	0	0	-1	0	0	0	0	0	0		6.95
6	CoSp2		4.50	0.08	0	0	-1	-1	0	0	1	1	1		4.58
7	ChSt1		1.10	0.83	1	1	1	1	1	-1	1	1	1		1.93
			36.44											38.88	
Program Components			Factor												
Skating Skills			1.20	5.50	6.25	5.50	5.50	5.75	5.75	6.00	6.25	5.75	5.79		
Transitions			1.20	5.50	6.25	5.25	5.00	5.25	5.75	5.75	6.00	6.00	5.75	5.64	
Performance			1.20	6.00	6.50	5.75	5.75	5.75	5.50	6.25	6.25	6.00	5.96		
Composition			1.20	6.00	6.50	5.50	6.00	6.00	6.00	6.50	6.50	5.75	6.11		
Interpretation of the Music/Timing			1.20	5.75	6.50	5.50	5.50	6.00	5.75	6.25	6.25	6.00	5.93		
Judges Total Program Component Score (factored)														35.32	
Deductions:															0.00

JUDGES DETAILS PER SKATER
JUNIOR ICE DANCE FREE DANCE

Rank	Name	Nation	Starting Number	Total Segment Score	Total Element Score	Total Program Component Score (factored)	Total Deductions
13	Emma GOODSTADT / Michael BARSOUM	CAN	5	72.07	37.67	34.40	0.00

#	Executed Elements	Info	Base Value	GOE	J1	J2	J3	J4	J5	J6	J7	J8	J9	Ref.	Scores of Panel
1	CoSp4		6.00	0.64	1	1	1	2	1	2	1	1	1		6.64
2	SeSt1		6.45	0.00	0	0	0	0	0	0	1	0	0		6.45
3	OFStW1+OFStM1		4.84	-0.10	-1	0	0	0	0	0	0	0	-1		4.74
4	ChSp1		1.10	0.83	1	1	1	2	1	1	1	1	1		1.93
5	CuLi4+CuLi4		10.60	0.66	0	1	1	1	0	0	1	1	1		11.26
6	SyTwW2+SyTwM2		5.34	-0.62	-1	-1	-1	0	-1	-2	0	-1	-1		4.72
7	ChSt1		1.10	0.83	1	1	1	1	1	1	0	1	1		1.93
			35.43												37.67
Program Components				Factor											
Skating Skills				1.20	4.75	5.75	5.50	6.00	5.75	5.75	6.00	5.50	5.75		5.71
Transitions				1.20	4.75	5.50	5.00	5.50	5.75	5.50	5.75	5.25	6.00		5.46
Performance				1.20	5.25	6.00	5.75	5.75	6.00	5.50	6.00	5.50	5.75		5.75
Composition				1.20	5.50	6.00	5.50	6.50	6.25	5.75	6.00	5.75	6.50		5.96
Interpretation of the Music/Timing				1.20	5.50	6.00	5.25	6.00	6.25	5.50	5.75	6.00		5.79	
Judges Total Program Component Score (factored)															34.40

Deductions:	0.00
--------------------	-------------

Rank	Name	Nation	Starting Number	Total Segment Score	Total Element Score	Total Program Component Score (factored)	Total Deductions
14	Gina ZEHNDER / Beda Leon SIEBER	SUI	4	68.88	36.95	31.93	0.00

#	Executed Elements	Info	Base Value	GOE	J1	J2	J3	J4	J5	J6	J7	J8	J9	Ref.	Scores of Panel
1	SILi4		5.30	0.59	2	1	1	1	1	1	2	2	1		5.89
2	OFStW2+OFStM2		5.34	-0.21	0	0	0	1	0	-1	-1	-1	0		5.13
3	CoSp4		6.00	0.24	0	1	1	0	1	0	1	0	0		6.24
4	SyTwW3+SyTwM4		6.47	-0.31	-1	0	-1	-1	0	0	0	-1	0		6.16
5	DiSt1		6.45	-1.94	-1	-2	-2	-2	-2	-2	-2	-2	-2		4.51
6	StaLi4		5.30	0.46	1	2	1	1	2	0	1	0	1		5.76
7	ChSt1		1.10	0.47	0	1	1	1	0	0	1	0	1		1.57
8	ChLi1		1.10	0.59	1	1	1	0	0	0	1	1	1		1.69
			37.06												36.95
Program Components				Factor											
Skating Skills				1.20	5.00	5.25	5.25	5.50	5.25	5.25	5.50	5.25	5.25		5.29
Transitions				1.20	5.00	5.00	5.00	5.00	5.00	5.25	5.75	4.75	5.50		5.11
Performance				1.20	5.00	5.50	5.50	4.75	5.25	5.25	6.00	4.75	5.25		5.21
Composition				1.20	5.50	5.50	5.50	5.50	5.75	5.75	6.50	5.25	5.50		5.57
Interpretation of the Music/Timing				1.20	5.00	5.50	5.50	5.25	5.50	5.50	6.00	5.25	5.50		5.43
Judges Total Program Component Score (factored)															31.93

Deductions:	0.00
--------------------	-------------



JUDGES DETAILS PER SKATER

JUNIOR ICE DANCE FREE DANCE

Rank	Name	Nation	Starting Number	Total Segment Score	Total Element Score	Total Program Component Score (factored)	Total Deductions
15	Myroslava TKACHENKO / Andrii KAPRAN	UKR	3	62.28	34.54	27.74	0.00

#	Executed Elements	Info	Base Value	GOE	J1	J2	J3	J4	J5	J6	J7	J8	J9	Ref.	Scores of Panel
1	OFStW2+OFStM3		5.72	0.00	0	0	0	0	0	0	0	0	0		5.72
2	ChSt1		1.10	1.07	0	2	1	3	1	2	1	1	1		2.17
3	SyTwW2+SyTwM2		5.34	-1.35	-2	-2	-2	-2	-2	-2	-1	-2	-1		3.99
4	DiSt1		6.45	-0.42	-1	0	0	0	-1	-1	0	0	-1		6.03
5	CuLi4		5.30	0.26	0	1	1	0	-1	0	1	1	1		5.56
6	CoSp2		4.50	-0.24	-1	0	-1	-1	0	-1	0	0	0		4.26
7	ChSt1		1.10	0.02	-1	0	-1	-1	-1	0	1	1	0		1.12
8	RoLi4		5.30	0.39	0	1	1	1	-1	1	1	1	1		5.69
			34.81												34.54
Program Components				Factor											
Skating Skills				1.20	4.00	4.75	4.50	4.50	4.50	4.75	5.25	5.00	4.75		4.68
Transitions				1.20	4.25	4.75	4.00	4.00	4.50	4.25	5.00	4.75	4.25		4.39
Performance				1.20	4.50	5.00	4.50	4.00	4.25	4.50	5.50	4.75	4.75		4.61
Composition				1.20	4.75	5.25	4.50	4.50	4.75	4.75	5.50	5.00	4.50		4.79
Interpretation of the Music/Timing				1.20	4.50	5.00	4.25	4.25	4.50	4.50	5.25	5.25	4.50		4.64
Judges Total Program Component Score (factored)															27.74

Deductions:															0.00
Violation of choreo restrictions				(1 of 10)											

Rank	Name	Nation	Starting Number	Total Segment Score	Total Element Score	Total Program Component Score (factored)	Total Deductions
16	Corinna HUBER / Patrik HUBER	AUT	1	57.83	34.88	23.95	-1.00

#	Executed Elements	Info	Base Value	GOE	J1	J2	J3	J4	J5	J6	J7	J8	J9	Ref.	Scores of Panel
1	SILi4	>	5.30	0.33	1	0	0	2	1	1	0	1	1		5.63
2	SyTwW4+SyTwM2		6.09	-0.21	0	0	-1	0	0	0	-1	-1	0		5.88
3	MiSt1		6.45	-0.14	-1	0	-1	0	0	0	0	0	0		6.31
4	RoLi4		5.30	0.46	1	1	1	2	1	0	1	1	1		5.76
5	Sp2		4.50	-0.08	0	0	-1	-1	0	0	0	0	0		4.42
6	OFStW1+OFStM1		4.84	-0.72	-1	-1	-1	-1	-1	-1	-1	-1	-1		4.12
7	ChSt1		1.10	0.09	0	0	1	0	0	1	-2	-1	0		1.19
8	ChSp1		1.10	0.47	1	1	0	0	1	1	0	0	1		1.57
			34.68												34.88
Program Components				Factor											
Skating Skills				1.20	3.75	4.25	4.00	4.25	4.00	4.00	3.75	4.25	4.25		4.07
Transitions				1.20	3.75	4.00	3.75	3.75	3.50	3.50	3.25	4.25	4.00		3.75
Performance				1.20	4.50	4.25	4.25	4.50	3.75	3.75	3.00	4.25	4.50		4.18
Composition				1.20	4.50	4.25	4.00	4.00	4.00	4.00	3.50	4.00	4.25		4.07
Interpretation of the Music/Timing				1.20	4.00	4.25	4.00	3.50	3.50	4.00	3.00	4.00	4.25		3.89
Judges Total Program Component Score (factored)															23.95

Deductions:	Extended lifts	-1.00													-1.00
> Extended Dance Lift															

JUDGES DETAILS PER SKATER
JUNIOR ICE DANCE FREE DANCE

Rank	Name	Nation	Starting Number	Total Segment Score	Total Element Score	Total Program Component Score (factored)							Total Deductions		
17	Anita STRAUB / Andreas STRAUB	AUT	2	53.85	28.26	25.59							0.00		
#	Executed Elements	INFO	Base Value	GOE	J1	J2	J3	J4	J5	J6	J7	J8	J9	Ref.	Scores of Panel
1	CoSp2		4.50	0.08	0	0	0	0	1	0	0	0	1		4.58
2	StaLi1		3.05	0.00	0	0	1	0	0	0	-1	0	0		3.05
3	OFStW1+OFStM1		4.84	-0.83	-1	-1	-1	-2	-1	-1	-2	-1	-1		4.01
4	SyTwW1+SyTwM1		4.84	-1.67	-2	-2	-2	-3	-2	-3	-3	-2	-2		3.17
5	DiSt1		6.45	-0.83	-1	0	-1	-1	-1	-1	0	-1	-1		5.62
6	ChSt1		1.10	0.00	0	0	0	0	0	0	0	0	0		1.10
7	RoLi4		5.30	0.33	0	1	0	0	1	1	1	1	1		5.63
8	ChSp1		1.10	0.00	0	0	0	0	0	0	0	0	0		1.10
			31.18												28.26
Program Components			Factor												
Skating Skills			1.20	4.00	4.50	4.25	3.75	4.75	4.50	4.00	4.25	4.50	4.29		
Transitions			1.20	4.00	4.25	4.00	3.75	4.50	4.00	4.00	4.00	4.25	4.07		
Performance			1.20	4.50	4.50	4.50	3.50	4.50	4.25	4.00	4.25	4.50	4.36		
Composition			1.20	4.50	4.50	4.25	4.00	4.75	4.50	4.25	4.00	4.50	4.36		
Interpretation of the Music/Timing			1.20	4.50	4.25	4.25	3.50	4.75	4.25	3.75	4.25	4.50	4.25		
Judges Total Program Component Score (factored)														25.59	
Deductions:															0.00
Violation of choreo restrictions			(1 of 10)												

**JUNIOR PAIR**

Linz AG Eisarena	08.10.2021	9:45	Short Program
	09.10.2021	12:00	Free Skating

Size of Skating Arena:	30m*60m
Ice Conditions:	very good
Number of Entries:	13
Number of Participants:	13

Entry Withdrawn:

Short Program		
Duration:	2:40 +/- 10 seconds	
Segment Factor:	1.00	
Program Component Factors:	Skating Skills	0.80
	Transitions	0.80
	Performance	0.80
	Composition	0.80
	Interpretation of the Music	0.80

Free Skating		
Duration:	3:30 +/- 10 seconds	
Segment Factor:	1.00	
Program Component Factors:	Skating Skills	1.60
	Transitions	1.60
	Performance	1.60
	Composition	1.60
	Interpretation of the Music	1.60


RESULTS
JUNIOR PAIR

Pl.	Name	Nation	Total Score	SP	FS
1	Natalia KHABIBULLINA / Ilya KNYAZHUK	RUS	188.84	1	1
2	Anastasia MUKHORTOVA / Dmitry EVGENYEV	RUS	183.64	2	2
3	Karina SAFINA / Luka BERULAVA	GEO	179.27	3	3
4	Ekaterina STORUBLEVTCEVA / Artem GRITSAENKO	RUS	163.04	4	5
5	Anastasia GOLUBEVA / Hektor GIOTOPOULOS MOORE	AUS	160.16	5	4
6	Anastasiia SMIRNOVA / Danylo SIIANYTSIA	USA	156.40	7	6
7	Violetta SIEROVA / Ivan KHOBTA	UKR	150.54	6	7
8	Isabelle MARTINS / Ryan BEDARD	USA	134.89	8	8
9	Letizia ROSCHER / Luis SCHUSTER	GER	124.87	9	10
10	Cate FLEMING / Chase FINSTER	USA	123.66	10	9
11	Alyssa MONTAN / Filippo CLERICI	ITA	102.32	11	11
12	Federica SIMIOLI / Alessandro ZARBO	ITA	97.73	12	12
13	Anastasiya SAZONOVA / Jamshid TASHMUKHAMEDOV	UZB	86.91	13	13

Ms. Françoise de RAPPARD, ISU
 Referee

Mr. Pekka LESKINEN, ISU
 Technical Controller

printed: 09.10.2021 14:14

Legend:	
FS Free Skating	SP Short Program

PANEL OF JUDGES
JUNIOR PAIR

Officials

Technical Controller	Mr. Pekka LESKINEN	ISU
Technical Specialist	Mr. Sarkis TEWANIAN	ISU
Assistant Technical Specialist	Ms. Dana GRAHAM	ISU

Judges

Referee	Ms. Francoise de RAPPARD	ISU
Judge No. 1	Mr. David MUNOZ	ESP
Judge No. 2	Ms. Luiza KOWALCZYK	POL
Judge No. 3	Ms. Lise Rosto JENSEN	NOR
Judge No. 4	Ms. Saodat NUMANOVA	UZB
Judge No. 5	Ms. Yulia LEVSHUNOVA	GEO
Judge No. 6	Ms. Birgit FÖLL	GER
Judge No. 7	Ms. Polina YAKOBS	RUS
Judge No. 8	Mr. Steven HSU	USA
Judge No. 9	Ms. Natalia KRUGLOVA	UKR

Data/Replay Operator

Data Operator	Mr. Martin PAULMICHL	ISU
Replay Operator	Mr. Dzianis SAROKIN	ISU

RESULTS

JUNIOR PAIR SHORT PROGRAM

Pl. Name	Nation	Total Segment Score
1 Natalia KHABIBULLINA / Ilya KNYAZHUK	RUS	64.23
2 Anastasia MUKHORTOVA / Dmitry EVGENYEV	RUS	63.84
3 Karina SAFINA / Luka BERULAVA	GEO	63.04
4 Ekaterina STORUBLEVTCEVA / Artem GRITSAENKO	RUS	57.06
5 Anastasia GOLUBEVA / Hektor GIOTOPOULOS MOORE	AUS	53.04
6 Violetta SIEROVA / Ivan KHOBTA	UKR	52.77
7 Anastasiia SMIRNOVA / Danylo SIIANYTSIA	USA	51.55
8 Isabelle MARTINS / Ryan BEDARD	USA	50.30
9 Letizia ROSCHER / Luis SCHUSTER	GER	43.82
10 Cate FLEMING / Chase FINSTER	USA	42.22
11 Alyssa MONTAN / Filippo CLERICI	ITA	35.87
12 Federica SIMIOLI / Alessandro ZARBO	ITA	32.20
13 Anastasiya SAZONOVA / Jamshid TASHMUKHAMEDOV	UZB	30.22



Ms. Françoise de RAPPARD, ISU
 Referee



Mr. Pekka LESKINEN, ISU
 Technical Controller

JUDGES DETAILS PER SKATER
JUNIOR PAIR SHORT PROGRAM

Rank	Name	Nation	Starting Number	Total Segment Score	Total Element Score	Total Program Component Score (factored)	Total Deductions
1	Natalia KHABIBULLINA / Ilya KNYAZHUK	RUS	10	64.23	35.34	28.89	0.00

#	Executed Elements	Info	Base Value	GOE	J1	J2	J3	J4	J5	J6	J7	J8	J9	Ref.	Scores of Panel
1	3Tw2		5.40	1.00	2	1	2	2	2	1	2	2	3		6.40
2	3STh		4.40	1.45	3	3	3	4	3	3	3	4	4		5.85
3	4Li4		5.10	1.53	2	3	3	4	3	3	3	3	3		6.63
4	BoDs3		4.30	0.98	1	2	2	2	2	2	3	3	3		5.28
5	StSq2		2.60	0.67	2	2	3	3	2	3	2	3	3		3.27
6	2A		3.30	0.61	2	1	1	2	2	2	2	2	3		3.91
7	CCoSp4		3.50	0.50	1	1	3	1	1	1	2	2	2		4.00
			28.60												35.34
Program Components			Factor												
	Skating Skills		0.80	7.25	7.00	7.25	7.25	7.00	7.00	7.00	7.00	7.25	7.25		7.14
	Transitions		0.80	7.00	6.75	7.25	6.75	6.75	7.00	7.00	7.00	7.25	7.25		6.96
	Performance		0.80	7.50	7.50	7.50	7.25	7.00	7.25	7.00	7.75	7.50	7.50		7.36
	Composition		0.80	7.25	7.50	7.50	7.25	7.25	7.25	7.25	7.50	7.25	7.25		7.32
	Interpretation of the Music		0.80	7.50	7.25	7.25	7.25	7.25	7.00	7.25	7.50	7.50	7.50		7.32
	Judges Total Program Component Score (factored)														28.89

Deductions:															0.00
--------------------	--	--	--	--	--	--	--	--	--	--	--	--	--	--	-------------

Rank	Name	Nation	Starting Number	Total Segment Score	Total Element Score	Total Program Component Score (factored)	Total Deductions
2	Anastasia MUKHORTOVA / Dmitry EVGENYEV	RUS	8	63.84	35.75	29.09	-1.00

#	Executed Elements	Info	Base Value	GOE	J1	J2	J3	J4	J5	J6	J7	J8	J9	Ref.	Scores of Panel
1	3Tw4		6.00	1.03	2	1	1	3	2	2	2	1	2		7.03
2	2Aq	q	3.30	-1.65	-5	-5	-5	-5	-5	-5	-5	-5	-5		1.65
3	3STh		4.40	0.88	2	2	1	3	2	1	2	2	3		5.28
4	4Li4		5.10	1.24	3	3	2	3	2	2	2	2	4		6.34
5	BoDs4		4.70	1.14	1	3	2	3	2	2	2	3	3		5.84
6	FCCoSp4		3.50	1.10	3	2	4	4	2	2	3	4	4		4.60
7	StSq4		3.90	1.11	1	2	3	3	3	3	3	3	4		5.01
			30.90												35.75
Program Components			Factor												
	Skating Skills		0.80	7.00	7.25	7.50	7.25	7.25	7.25	7.50	7.50	7.50	7.50		7.36
	Transitions		0.80	7.00	7.25	7.25	7.25	7.00	7.00	7.50	7.00	7.25	7.25		7.14
	Performance		0.80	6.75	7.25	7.50	7.25	7.00	7.25	7.00	7.25	7.00	7.14		7.14
	Composition		0.80	7.25	7.50	7.25	7.50	7.25	7.00	7.50	7.50	7.50	7.25		7.36
	Interpretation of the Music		0.80	7.00	7.50	7.00	7.50	7.50	7.25	7.25	7.50	7.50	7.50		7.36
	Judges Total Program Component Score (factored)														29.09

Deductions:	Falls	-1.00	(1)												-1.00
--------------------	-------	-------	-----	--	--	--	--	--	--	--	--	--	--	--	--------------

q Jump landed on the quarter



JUDGES DETAILS PER SKATER

JUNIOR PAIR SHORT PROGRAM

Rank	Name	Nation	Starting Number	Total Segment Score	Total Element Score	Total Program Component Score (factored)							Total Deductions			
3	Karina SAFINA / Luka BERULAVA	GEO	7	63.04	34.67	28.37							0.00			
#	Executed Elements	Info	Base Value	GOE	J1	J2	J3	J4	J5	J6	J7	J8	J9	Ref.	Scores of Panel	
1	3Tw4		6.00	1.37	2	2	2	4	2	2	3	3	2		7.37	
2	2A		3.30	0.42	1	1	2	2	1	1	2	1	1		3.72	
3	3STh		4.40	1.13	2	3	1	3	3	2	2	3	3		5.53	
4	BoDs2		3.90	0.84	1	2	2	3	2	2	2	2	3		4.74	
5	StSq2		2.60	0.59	1	2	2	3	3	1	2	3	3		3.19	
6	4Li4		5.10	1.17	2	2	3	2	2	3	2	1	3		6.27	
7	FCCoSp4		3.50	0.35	1	0	1	2	1	1	1	-1	2		3.85	
			28.80												34.67	
Program Components			Factor													
Skating Skills			0.80	6.75	6.75	7.50	7.50	7.25	6.75	7.25	7.25	7.25	7.25	7.14	7.14	
Transitions			0.80	6.50	6.75	7.00	7.25	7.00	6.75	6.75	6.75	7.00	6.86	6.86		
Performance			0.80	7.00	7.25	7.50	7.50	7.50	7.00	6.75	7.25	7.00	7.21	7.21		
Composition			0.80	6.75	7.25	7.25	7.25	7.00	6.75	7.00	7.25	7.25	7.11	7.11		
Interpretation of the Music			0.80	6.75	7.25	7.25	7.50	7.25	7.00	7.00	7.00	7.25	7.14	7.14		
Judges Total Program Component Score (factored)													28.37	28.37		
Deductions:															0.00	

Rank	Name	Nation	Starting Number	Total Segment Score	Total Element Score	Total Program Component Score (factored)							Total Deductions		
4	Ekaterina STORUBLEVTCEVA / Artem GRITSAENKO	RUS	9	57.06	30.92	26.14							0.00		
#	Executed Elements	Info	Base Value	GOE	J1	J2	J3	J4	J5	J6	J7	J8	J9	Ref.	Scores of Panel
1	2A		3.30	0.57	0	1	2	2	1	2	2	2	2		3.87
2	3Tw1		5.10	0.07	0	0	0	1	0	0	1	0	0		5.17
3	3STh		4.40	-1.26	-2	-3	-3	-4	-3	-4	-3	-2	-2		3.14
4	4Li4		5.10	0.87	2	2	2	2	1	1	2	2	1		5.97
5	BoDs3		4.30	0.49	1	1	1	1	1	2	2	1	1		4.79
6	StSq3		3.30	0.33	0	0	1	2	1	0	2	2	1		3.63
7	CCoSp4		3.50	0.85	2	2	3	3	2	1	2	3	3		4.35
			29.00												30.92
Program Components			Factor												
Skating Skills			0.80	6.50	6.50	7.00	7.00	6.75	6.00	6.50	7.00	6.50	6.68	6.68	
Transitions			0.80	6.25	6.25	6.50	6.75	6.50	5.50	6.25	6.75	6.25	6.39	6.39	
Performance			0.80	5.75	6.75	6.75	7.00	6.50	5.75	6.50	7.00	6.25	6.50	6.50	
Composition			0.80	6.25	6.75	6.75	6.75	6.75	5.50	6.75	7.00	6.25	6.61	6.61	
Interpretation of the Music			0.80	6.00	7.00	6.50	7.00	6.50	5.50	6.50	6.75	6.25	6.50	6.50	
Judges Total Program Component Score (factored)													26.14	26.14	
Deductions:															0.00



JUDGES DETAILS PER SKATER

JUNIOR PAIR SHORT PROGRAM

Rank	Name	Nation	Starting Number	Total Segment Score	Total Element Score	Total Program Component Score (factored)	Total Deductions
5	Anastasia GOLUBEVA / Hektor GIOTOPOULOS MOORE	AUS	6	53.04	28.27	24.77	0.00

#	Executed Elements	Info	Base Value	GOE	J1	J2	J3	J4	J5	J6	J7	J8	J9	Ref.	Scores of Panel
1	3Tw2		5.40	-1.08	-1	-3	-3	-3	-2	-3	-1	-1	-1		4.32
2	2A		3.30	0.57	0	2	2	2	1	2	2	2	1		3.87
3	3STh		4.40	-1.13	-3	-3	-2	-3	-3	-3	-2	-2	-2		3.27
4	4Li4		5.10	0.80	1	1	2	2	2	2	1	2	1		5.90
5	BoDs1		3.50	0.40	1	1	2	2	0	1	1	2	0		3.90
6	StSq2		2.60	0.41	-1	1	1	3	2	2	2	2	1		3.01
7	FCCoSp4		3.50	0.50	1	1	2	2	1	1	2	2	1		4.00
			27.80												28.27
Program Components				Factor											
Skating Skills				0.80	5.25	6.00	6.25	6.25	6.25	6.25	6.50	6.75	6.25		6.25
Transitions				0.80	5.50	5.75	6.25	6.00	6.50	5.75	6.50	6.25	6.00		6.07
Performance				0.80	5.75	6.00	6.00	6.25	6.25	6.00	6.50	6.75	6.00		6.14
Composition				0.80	5.50	5.75	6.25	6.25	6.50	6.00	6.75	6.50	6.25		6.21
Interpretation of the Music				0.80	5.25	6.00	6.00	6.50	6.50	6.25	6.75	6.50	6.25		6.29
Judges Total Program Component Score (factored)															24.77

Deductions:
0.00

Rank	Name	Nation	Starting Number	Total Segment Score	Total Element Score	Total Program Component Score (factored)	Total Deductions
6	Violetta SIEROVA / Ivan KHOBTA	UKR	2	52.77	29.02	23.75	0.00

#	Executed Elements	Info	Base Value	GOE	J1	J2	J3	J4	J5	J6	J7	J8	J9	Ref.	Scores of Panel
1	3Tw3		5.70	1.30	2	2	3	2	2	2	2	3	3		7.00
2	2STh		2.50	0.50	1	3	3	2	1	2	2	2	2		3.00
3	2Fe	e	1.44	-0.27	-2	-2	-1	-2	-3	-2	-2	-2	-1		1.17
4	BoDs3		4.30	0.74	0	3	2	2	1	0	2	3	2		5.04
5	CCoSp3		3.00	0.43	2	1	2	2	0	-1	2	1	2		3.43
6	StSq2		2.60	0.30	0	0	1	2	1	0	2	2	2		2.90
7	4Li4		5.10	1.38	3	3	3	3	2	1	3	3	2		6.48
			24.64												29.02
Program Components				Factor											
Skating Skills				0.80	5.75	5.75	5.75	6.00	6.00	5.00	6.25	6.25	6.50		5.96
Transitions				0.80	5.75	5.50	5.50	5.75	5.75	4.75	6.00	6.00	6.25		5.75
Performance				0.80	6.00	5.75	5.75	6.25	6.25	4.75	6.25	6.50	6.50		6.11
Composition				0.80	6.00	5.75	5.75	6.00	6.00	4.75	6.25	6.25	6.50		6.00
Interpretation of the Music				0.80	5.75	5.75	5.50	5.75	5.75	4.75	6.25	6.25	6.50		5.86
Judges Total Program Component Score (factored)															23.75

Deductions:
0.00

e Wrong edge

JUDGES DETAILS PER SKATER
JUNIOR PAIR SHORT PROGRAM

Rank	Name	Nation	Starting Number	Total Segment Score	Total Element Score	Total Program Component Score (factored)							Total Deductions		
7	Anastasiia SMIRNOVA / Danylo SIIANYTSIA	USA	1	51.55	27.71	25.84							-2.00		
#	Executed Elements	Info	Base Value	GOE	J1	J2	J3	J4	J5	J6	J7	J8	J9	Ref.	Scores of Panel
1	3Tw3		5.70	1.22	2	2	2	2	2	1	2	4	3		6.92
2	2A<<	<<	1.10	-0.39	-3	-4	-3	-3	-4	-4	-3	-4	-4		0.71
3	BoDs3		4.30	0.74	2	2	2	2	1	0	2	3	1		5.04
4	4Li4		5.10	1.31	3	3	2	3	2	2	2	3	3		6.41
5	3STh		4.40	-2.20	-5	-5	-5	-5	-5	-5	-5	-5	-5		2.20
6	StSq3		3.30	0.52	2	1	2	2	1	1	1	2	2		3.82
7	CCoSp2		2.50	0.11	1	0	-1	1	0	-1	1	1	1		2.61
			26.40												27.71
Program Components				Factor											
Skating Skills				0.80	7.00	6.75	6.50	7.00	6.00	5.50	6.50	7.00	6.50	6.50	6.61
Transitions				0.80	7.00	6.50	6.50	6.50	5.50	5.00	6.25	6.75	6.25	6.32	
Performance				0.80	7.25	6.75	5.75	6.75	5.50	5.50	6.25	6.75	6.00	6.25	
Composition				0.80	7.25	6.75	6.25	6.75	6.00	5.25	6.50	7.25	6.25	6.54	
Interpretation of the Music				0.80	7.00	7.00	6.25	7.00	6.00	5.25	6.50	7.00	6.25	6.57	
Judges Total Program Component Score (factored)															25.84
Deductions:				Time violation	-1.00	Falls						-1.00 (1)	-2.00		
<< Downgraded jump															

Rank	Name	Nation	Starting Number	Total Segment Score	Total Element Score	Total Program Component Score (factored)							Total Deductions		
8	Isabelle MARTINS / Ryan BEDARD	USA	3	50.30	26.18	24.12							0.00		
#	Executed Elements	Info	Base Value	GOE	J1	J2	J3	J4	J5	J6	J7	J8	J9	Ref.	Scores of Panel
1	3Tw1		5.10	-1.24	-2	-3	-3	-4	-1	-3	-2	-2	-2		3.86
2	3STh		4.40	0.88	2	2	2	1	2	2	2	2	2		5.28
3	1A*	*	0.00	0.00	-	-	-	-	-	-	-	-	-		0.00
4	4Li4		5.10	0.80	2	2	2	1	1	1	1	2	2		5.90
5	BoDs2		3.90	0.28	2	1	1	1	0	0	1	1	0		4.18
6	StSq2		2.60	0.41	1	2	2	2	1	1	1	2	2		3.01
7	FCCoSp4		3.50	0.45	2	1	3	1	0	0	1	2	2		3.95
			24.60												26.18
Program Components				Factor											
Skating Skills				0.80	6.50	5.75	6.00	5.50	6.25	5.50	5.75	6.50	6.25	6.00	6.00
Transitions				0.80	6.75	5.50	6.25	5.25	6.50	5.25	5.50	6.25	5.75	5.86	
Performance				0.80	6.75	6.00	6.25	5.50	6.25	5.25	5.50	6.75	6.00	6.04	
Composition				0.80	6.50	6.00	6.25	5.50	6.50	5.50	6.00	6.75	6.00	6.11	
Interpretation of the Music				0.80	6.50	6.25	6.00	5.50	6.50	5.50	6.00	6.50	6.25	6.14	
Judges Total Program Component Score (factored)															24.12
Deductions:															0.00
* Invalid element															

JUDGES DETAILS PER SKATER
JUNIOR PAIR SHORT PROGRAM

Rank	Name	Nation	Starting Number	Total Segment Score	Total Element Score	Total Program Component Score (factored)							Total Deductions			
9	Letizia ROSCHER / Luis SCHUSTER	GER	13	43.82	23.69	20.13							0.00			
#	Executed Elements	Info	Base Value	GOE	J1	J2	J3	J4	J5	J6	J7	J8	J9	Ref.	Scores of Panel	
1	3Tw2		5.40	-2.16	-3	-4	-4	-5	-4	-4	-4	-4	-4		3.24	
2	2Aq	q	3.30	-0.71	-2	-2	-2	-2	-3	-2	-2	-3	-1		2.59	
3	3STh		4.40	-0.50	-1	-2	-1	-1	-1	0	-1	-2	-1		3.90	
4	4Li3		4.70	0.47	2	1	0	1	1	1	1	1	1		5.17	
5	StSq2		2.60	0.15	1	0	0	1	0	0	1	1	1		2.75	
6	BoDs2		3.90	0.45	1	1	1	0	1	2	2	2	0		4.35	
7	CCoSp2V		1.88	-0.19	0	-1	-2	0	-1	-1	-2	-1	-1		1.69	
			26.18												23.69	
Program Components			Factor													
Skating Skills			0.80	6.00	5.50	5.00	5.25	5.00	4.75	5.00	5.50	5.00	5.00	5.00		5.18
Transitions			0.80	5.75	5.25	5.00	5.00	4.75	4.25	4.75	5.00	4.50	4.50		4.89	
Performance			0.80	5.75	5.50	4.75	5.00	5.00	4.50	4.50	5.25	4.50		4.93		
Composition			0.80	6.25	5.25	5.25	5.25	5.25	4.50	5.00	5.50	4.75		5.18		
Interpretation of the Music			0.80	5.75	5.50	4.75	5.00	4.75	4.50	5.00	5.25	4.75		5.00		
Judges Total Program Component Score (factored)														20.13		
Deductions:															0.00	
q Jump landed on the quarter																

Rank	Name	Nation	Starting Number	Total Segment Score	Total Element Score	Total Program Component Score (factored)							Total Deductions		
10	Cate FLEMING / Chase FINSTER	USA	5	42.22	21.56	21.66							-1.00		
#	Executed Elements	Info	Base Value	GOE	J1	J2	J3	J4	J5	J6	J7	J8	J9	Ref.	Scores of Panel
1	2Tw3		3.20	0.41	1	1	1	2	2	2	1	1	0		3.61
2	4Li4		5.10	0.29	1	0	-1	1	1	0	1	1	0		5.39
3	2A		3.30	-0.99	-3	-3	-3	-3	-3	-3	-3	-2	-3		2.31
4	3STh		4.40	0.82	2	1	2	2	2	2	2	2	1		5.22
5	BoDs		0.00	0.00	-	-	-	-	-	-	-	-	-		0.00
6	CCoSp3V		2.25	0.03	1	0	2	1	-1	-1	0	0	0		2.28
7	StSq2		2.60	0.15	0	0	0	2	1	1	1	1	0		2.75
			20.85												21.56
Program Components			Factor												
Skating Skills			0.80	6.00	5.25	4.75	5.50	5.50	5.50	5.75	5.75	5.75	5.25		5.50
Transitions			0.80	5.75	5.00	4.50	5.25	5.75	5.00	5.75	5.50	4.75		5.29	
Performance			0.80	5.00	5.25	4.50	5.25	5.50	5.00	5.50	6.25	4.50		5.14	
Composition			0.80	6.25	5.50	4.75	5.50	5.75	5.25	6.00	6.00	5.00		5.57	
Interpretation of the Music			0.80	6.00	5.50	4.75	5.50	5.75	5.25	6.00	6.00	5.00		5.57	
Judges Total Program Component Score (factored)														21.66	
Deductions: Falls -1.00 (1)															



JUDGES DETAILS PER SKATER

JUNIOR PAIR SHORT PROGRAM

Rank	Name	Nation	Starting Number	Total Segment Score	Total Element Score	Total Program Component Score (factored)							Total Deductions		
11	Alyssa MONTAN / Filippo CLERICI	ITA	11	35.87	18.65	17.22							0.00		
#	Executed Elements	Info	Base Value	GOE	J1	J2	J3	J4	J5	J6	J7	J8	J9	Ref.	Scores of Panel
1	2Tw4		3.40	0.29	1	1	1	1	1	0	1	1	0		3.69
2	2STh		2.50	0.00	0	0	0	0	0	0	0	0	0		2.50
3	2F		1.80	-0.28	-1	-1	-1	-1	-2	-3	-2	-2	-2		1.52
4	4Li4		5.10	-0.29	-1	-1	-1	0	0	-1	0	-1	0		4.81
5	BoDsB		3.10	-0.09	0	-2	0	0	0	0	-1	-1	0		3.01
6	StSq1		1.80	0.08	0	0	1	1	0	0	1	1	0		1.88
7	CCoSp1V		1.50	-0.26	-2	-2	1	-1	-2	-2	-2	-2	-1		1.24
			19.20												18.65
Program Components				Factor											
Skating Skills				0.80	4.25	4.25	5.00	4.50	4.50	4.25	4.25	4.75	4.50		4.43
Transitions				0.80	4.00	4.00	4.75	4.25	4.25	4.00	4.00	4.50	4.00		4.14
Performance				0.80	2.75	4.25	5.00	4.25	4.50	4.00	4.00	4.50	4.25		4.25
Composition				0.80	4.25	4.25	4.75	4.50	4.75	4.00	4.25	4.75	4.25		4.43
Interpretation of the Music				0.80	3.00	4.00	4.75	4.50	4.50	4.00	4.25	4.50	4.25		4.29
Judges Total Program Component Score (factored)															17.22
Deductions:															0.00

Rank	Name	Nation	Starting Number	Total Segment Score	Total Element Score	Total Program Component Score (factored)							Total Deductions		
12	Federica SIMIOLI / Alessandro ZARBO	ITA	12	32.20	15.25	16.95							0.00		
#	Executed Elements	Info	Base Value	GOE	J1	J2	J3	J4	J5	J6	J7	J8	J9	Ref.	Scores of Panel
1	2Tw3		3.20	0.05	1	0	0	0	0	0	1	0	0		3.25
2	2F		1.80	-0.08	0	0	0	0	-1	-1	-1	-1	0		1.72
3	4Li3		4.70	0.20	0	0	0	1	1	0	1	1	0		4.90
4	2STh		2.50	0.04	0	1	0	1	0	0	0	0	0		2.54
5	BoDs		0.00	0.00	-	-	-	-	-	-	-	-	-		0.00
6	CCoSp1V		1.50	-0.41	-2	-3	-3	-2	-3	-3	-3	-4	-2		1.09
7	StSq1		1.80	-0.05	0	-2	-2	1	0	0	0	0	0		1.75
			15.50												15.25
Program Components				Factor											
Skating Skills				0.80	4.50	4.50	4.25	4.75	4.25	4.25	4.00	4.25	4.50		4.36
Transitions				0.80	4.25	4.25	4.25	4.25	4.50	3.75	4.00	4.00	4.25		4.18
Performance				0.80	4.00	4.25	4.50	4.50	4.75	4.00	4.00	4.25	4.25		4.25
Composition				0.80	4.25	4.00	4.25	4.50	4.25	4.00	4.25	4.50	4.50		4.29
Interpretation of the Music				0.80	4.00	4.25	4.25	4.75	4.00	3.75	3.75	4.00	4.50		4.11
Judges Total Program Component Score (factored)															16.95
Deductions:															0.00

JUDGES DETAILS PER SKATER
JUNIOR PAIR SHORT PROGRAM

Rank	Name	Nation	Starting Number	Total Segment Score	Total Element Score	Total Program Component Score (factored)							Total Deductions		
13	Anastasiya SAZONOVA / Jamshid TASHMUKHAMEDOV	UZB	4	30.22	14.00	16.22							0.00		
#	Executed Elements	INFO	Base Value	GOE	J1	J2	J3	J4	J5	J6	J7	J8	J9	Ref.	Scores of Panel
1	3STh		4.40	-0.63	-1	-1	-1	-1	-2	-2	-2	-2	0		3.77
2	3Tw1		5.10	-1.46	-3	-3	-3	-3	-2	-3	-2	-3	-4		3.64
3	2F		1.80	-0.28	-1	-1	-2	-1	-3	-3	-1	-2	-1		1.52
4	BoDs		0.00	0.00	-	-	-	-	-	-	-	-	-		0.00
5	4Li3		4.70	-0.87	0	-1	-4	-1	-2	-2	-2	-3	-2		3.83
6	StSqB		1.50	-0.26	-1	-1	-3	-1	-2	-2	-2	-3	-1		1.24
7	CCoSp		0.00	0.00	-	-	-	-	-	-	-	-	-		0.00
			17.50												14.00
Program Components			Factor												
	Skating Skills		0.80	4.00	4.25	3.00	4.50	4.25	4.25	4.50	4.50	4.00	4.25		4.21
	Transitions		0.80	4.00	4.00	2.75	4.25	4.25	3.75	4.25	3.75	4.00	4.00		4.00
	Performance		0.80	3.50	4.25	2.75	4.50	4.25	3.75	4.00	3.50	4.00	4.00		3.89
	Composition		0.80	4.00	4.25	3.00	4.25	4.50	4.25	4.50	4.00	4.00	4.00		4.18
	Interpretation of the Music		0.80	3.25	4.00	2.75	4.50	4.25	4.25	4.50	3.75	4.00	4.00		4.00
Judges Total Program Component Score (factored)			16.22												
Deductions:			0.00												

RESULTS

JUNIOR PAIR FREE SKATING

Pl. Name	Nation	Total Segment Score
1 Natalia KHABIBULLINA / Ilya KNYAZHUK	RUS	124.61
2 Anastasia MUKHORTOVA / Dmitry EVGENYEV	RUS	119.80
3 Karina SAFINA / Luka BERULAVA	GEO	116.23
4 Anastasia GOLUBEVA / Hektor GIOTOPOULOS MOORE	AUS	107.12
5 Ekaterina STORUBLEVTCEVA / Artem GRITSAENKO	RUS	105.98
6 Anastasiia SMIRNOVA / Danylo SIIANYTSIA	USA	104.85
7 Violetta SIEROVA / Ivan KHOBTA	UKR	97.77
8 Isabelle MARTINS / Ryan BEDARD	USA	84.59
9 Cate FLEMING / Chase FINSTER	USA	81.44
10 Letizia ROSCHER / Luis SCHUSTER	GER	81.05
11 Alyssa MONTAN / Filippo CLERICI	ITA	66.45
12 Federica SIMIOLI / Alessandro ZARBO	ITA	65.53
13 Anastasiya SAZONOVA / Jamshid TASHMUKHAMEDOV	UZB	56.69



Ms. Françoise de RAPPARD, ISU
Referee



Mr. Pekka LESKINEN, ISU
Technical Controller


JUDGES DETAILS PER SKATER
JUNIOR PAIR FREE SKATING

Rank	Name	Nation	Starting Number	Total Segment Score	Total Element Score	Total Program Component Score (factored)	Total Deductions
1	Natalia KHABIBULLINA / Ilya KNYAZHUK	RUS	13	124.61	65.82	58.79	0.00

#	Executed Elements	Info	Base Value	GOE	J1	J2	J3	J4	J5	J6	J7	J8	J9	Ref.	Scores of Panel
1	3Tw3		5.70	1.47	3	3	3	3	3	2	2	2	2		7.17
2	3Lz+1Eu+3S		10.70	1.01	3	2	2	2	1	2	1	1	2		11.71
3	3FTh		5.30	0.91	2	2	2	2	1	1	2	1	2		6.21
4	5ALi4		7.00	1.80	3	3	3	3	2	2	2	2	3		8.80
5	3Lo		4.90	0.84	2	1	2	2	2	1	2	1	2		5.74
6	ChSq1		3.00	1.14	1	2	2	3	3	1	3	3	2		4.14
7	4Li3		4.70	1.28	2	3	4	3	3	2	2	3	3		5.98
8	3LoTh		5.00	1.00	3	2	2	2	2	1	2	2	2		6.00
9	FiDs4		3.80	0.81	3	2	2	3	2	2	2	2	1		4.61
10	PCoSp4		4.50	0.96	2	2	3	3	1	2	2	2	2		5.46
			54.60												65.82
Program Components			Factor												
	Skating Skills		1.60	7.75	7.50	7.25	7.25	7.25	7.25	6.75	7.00	7.25	7.25		7.25
	Transitions		1.60	7.50	7.50	7.50	7.25	7.00	6.50	6.75	6.75	6.75	7.25		7.14
	Performance		1.60	8.00	8.00	7.50	7.75	7.50	6.75	7.00	7.00	7.50			7.46
	Composition		1.60	7.75	7.50	7.50	7.75	7.50	6.50	7.25	7.00	7.50			7.43
	Interpretation of the Music		1.60	7.75	8.00	7.50	7.50	7.50	6.50	7.25	7.25	7.50			7.46
Judges Total Program Component Score (factored)			58.79												

Deductions:
0.00

Rank	Name	Nation	Starting Number	Total Segment Score	Total Element Score	Total Program Component Score (factored)	Total Deductions
2	Anastasia MUKHORTOVA / Dmitry EVGENYEV	RUS	12	119.80	60.27	59.53	0.00

#	Executed Elements	Info	Base Value	GOE	J1	J2	J3	J4	J5	J6	J7	J8	J9	Ref.	Scores of Panel
1	3Tw4		6.00	1.20	2	2	2	3	2	2	2	2	2		7.20
2	3S+1Eu+2S		6.10	0.43	1	1	1	1	0	1	1	1	1		6.53
3	3T		4.20	0.60	2	1	2	2	1	1	1	1	2		4.80
4	5RLi4		7.00	2.40	4	4	3	3	3	2	3	4	4		9.40
5	3LoTh		5.00	1.71	3	4	4	4	2	3	3	3	4		6.71
6	PCoSp4		4.50	0.90	2	3	3	3	1	2	1	1	2		5.40
7	4Li4		5.10	1.02	2	1	2	3	2	2	2	0	3		6.12
8	3STh		4.40	1.32	3	3	3	3	2	3	3	3	3		5.72
9	ChSq1		3.00	1.29	2	3	2	3	3	3	2	2	4		4.29
10	BiDs3		3.50	0.60	2	2	1	2	1	2	2	2	0		4.10
			48.80												60.27
Program Components			Factor												
	Skating Skills		1.60	7.25	7.75	7.25	7.50	7.50	7.00	7.50	7.75	7.50			7.46
	Transitions		1.60	7.25	7.75	7.50	7.25	7.25	6.75	7.00	7.25	7.25			7.25
	Performance		1.60	7.50	8.00	7.50	7.50	7.00	7.00	7.25	8.25	7.50			7.46
	Composition		1.60	7.50	7.75	7.50	7.75	7.25	7.00	7.50	8.00	7.75			7.57
	Interpretation of the Music		1.60	7.25	8.25	7.50	7.50	7.25	7.00	7.25	7.75	7.75			7.46
Judges Total Program Component Score (factored)			59.53												

Deductions:
0.00



JUDGES DETAILS PER SKATER

JUNIOR PAIR FREE SKATING

Rank	Name	Nation	Starting Number	Total Segment Score	Total Element Score	Total Program Component Score (factored)	Total Deductions
3	Karina SAFINA / Luka BERULAVA	GEO	11	116.23	58.63	57.60	0.00

#	Executed Elements	Info	Base Value	GOE	J1	J2	J3	J4	J5	J6	J7	J8	J9	Ref.	Scores of Panel
1	3Tw3		5.70	1.71	2	3	4	4	3	2	3	3	3		7.41
2	3T+2T+2T		6.80	0.48	1	1	2	2	1	0	1	1	1		7.28
3	3S		4.30	0.86	2	2	3	2	2	2	2	2	2		5.16
4	3LoTh		5.00	-0.79	-1	0	-2	-3	-1	-2	-3	-1	-1		4.21
5	BoDs1		3.50	0.40	1	1	2	2	0	0	1	1	2		3.90
6	ChSq1		3.00	1.21	2	2	4	3	3	2	2	2	3		4.21
7	5RLi4		7.00	2.00	3	3	3	3	3	2	2	3	3		9.00
8	3STh		4.40	1.26	3	3	2	3	2	3	3	3	3		5.66
9	4Li4		5.10	1.24	2	3	3	2	3	2	2	2	3		6.34
10	PCoSp4		4.50	0.96	1	2	3	3	1	2	2	2	3		5.46
			49.30												58.63
Program Components			Factor												
	Skating Skills		1.60	7.00	7.25	7.75	7.50	7.25	6.75	7.25	7.25	7.25	7.25		7.25
	Transitions		1.60	6.75	7.00	7.75	7.25	7.25	6.75	6.75	6.75	7.25	7.25		7.00
	Performance		1.60	7.25	7.50	8.00	7.50	7.00	7.00	7.00	7.00	7.25	7.25		7.21
	Composition		1.60	7.00	7.25	8.00	7.50	7.25	6.75	7.25	7.00	7.50	7.50		7.25
	Interpretation of the Music		1.60	7.00	7.50	8.00	7.50	7.50	6.75	6.75	7.25	7.50	7.29		7.29
Judges Total Program Component Score (factored)			57.60												

Deductions: 0.00

Rank	Name	Nation	Starting Number	Total Segment Score	Total Element Score	Total Program Component Score (factored)	Total Deductions
4	Anastasia GOLUBEVA / Hektor GIOTOPOULOS MOORE	AUS	9	107.12	54.54	52.58	0.00

#	Executed Elements	Info	Base Value	GOE	J1	J2	J3	J4	J5	J6	J7	J8	J9	Ref.	Scores of Panel
1	3Tw2		5.40	-1.23	-1	-2	-3	-2	-3	-3	-3	-2	0		4.17
2	3T+3T		8.40	-0.72	-1	-1	-2	-3	-4	-1	-2	-1	-2		7.68
3	3S		4.30	0.86	3	2	3	2	1	2	2	1	2		5.16
4	3LoTh		5.00	0.93	2	2	2	2	1	1	2	2	2		5.93
5	5RLi4		7.00	0.90	1	2	0	2	1	0	1	2	2		7.90
6	ChSq1		3.00	0.71	1	2	2	2	1	0	1	1	3		3.71
7	PCoSp3		4.00	0.74	2	2	2	2	2	1	1	2	2		4.74
8	3STh		4.40	0.75	2	3	2	2	1	1	1	2	2		5.15
9	4Li4		5.10	0.80	3	1	1	1	1	2	1	2	3		5.90
10	FiDs3		3.50	0.70	1	2	2	2	2	2	2	3	2		4.20
			50.10												54.54
Program Components			Factor												
	Skating Skills		1.60	6.50	7.00	7.00	6.50	6.50	6.00	6.50	7.50	6.50	6.50		6.64
	Transitions		1.60	6.25	6.75	7.00	6.25	6.25	5.75	6.25	6.50	6.25	6.25		6.36
	Performance		1.60	6.75	7.25	7.50	6.50	6.25	6.00	6.25	6.50	6.50	6.50		6.57
	Composition		1.60	6.75	7.25	7.50	6.50	6.25	5.75	6.75	6.75	6.50	6.50		6.68
	Interpretation of the Music		1.60	6.50	7.50	7.50	6.75	6.00	6.00	6.50	6.50	6.50	6.61		6.61
Judges Total Program Component Score (factored)			52.58												

Deductions: 0.00



JUDGES DETAILS PER SKATER

JUNIOR PAIR FREE SKATING

Rank	Name	Nation	Starting Number	Total Segment Score	Total Element Score	Total Program Component Score (factored)	Total Deductions
5	Ekaterina STORUBLEVTCEVA / Artem GRITSAENKO	RUS	10	105.98	52.67	53.31	0.00

#	Executed Elements	Info	Base Value	GOE	J1	J2	J3	J4	J5	J6	J7	J8	J9	Ref.	Scores of Panel
1	3S		4.30	0.80	1	2	2	2	1	2	2	2	3		5.10
2	3T+2T		5.50	0.78	2	1	3	2	1	2	2	2	2		6.28
3	3Tw2		5.40	0.23	0	0	1	1	0	0	1	2	0		5.63
4	BoDs3		4.30	0.74	1	2	2	2	1	1	3	2	2		5.04
5	5ALi4		7.00	0.80	2	2	1	1	0	1	1	1	1		7.80
6	3LoTh		5.00	-1.07	0	-2	-2	-2	-2	-3	-4	-3	-1		3.93
7	ChSq1		3.00	0.36	0	1	2	1	0	0	1	1	1		3.36
8	3STh		4.40	0.50	1	1	1	2	1	0	1	1	2		4.90
9	3Li4		5.10	0.58	1	1	2	2	1	1	1	1	1		5.68
10	PCoSp4		4.50	0.45	1	0	3	2	0	0	1	1	2		4.95
			48.50												52.67
Program Components			Factor												
	Skating Skills		1.60	6.50	6.75	7.00	7.25	6.50	6.25	6.50	7.00	6.75			6.71
	Transitions		1.60	6.25	6.50	7.25	6.75	6.25	5.75	6.50	6.75	6.25			6.46
	Performance		1.60	6.00	7.00	7.25	7.25	6.50	5.75	6.75	6.75	6.50			6.68
	Composition		1.60	6.25	7.00	7.50	7.00	6.75	5.75	6.50	7.00	6.50			6.71
	Interpretation of the Music		1.60	6.00	7.25	7.25	7.25	6.50	5.75	6.75	6.75	6.75			6.75
Judges Total Program Component Score (factored)			53.31												

Deductions:
0.00

Rank	Name	Nation	Starting Number	Total Segment Score	Total Element Score	Total Program Component Score (factored)	Total Deductions
6	Anastasiia SMIRNOVA / Danylo SIIANYTSIA	USA	7	104.85	50.34	54.51	0.00

#	Executed Elements	Info	Base Value	GOE	J1	J2	J3	J4	J5	J6	J7	J8	J9	Ref.	Scores of Panel
1	3S		4.30	0.74	2	3	2	2	1	2	1	2	1		5.04
2	3Tw3		5.70	1.30	2	3	3	2	2	2	2	4	1		7.00
3	3STh		4.40	-0.06	1	0	0	-1	0	0	0	0	-1		4.34
4	ChSq1		3.00	1.21	2	3	3	3	2	2	2	3	2		4.21
5	5ALi4		7.00	1.80	3	3	3	3	2	2	2	3	2		8.80
6	2T+2T		2.60	0.17	1	2	1	2	1	2	1	1	1		2.77
7	2LoTh		2.80	-0.44	0	0	-3	-2	-2	-2	-1	-1	-3		2.36
8	BoDs2		3.90	0.39	1	1	1	2	0	2	1	1	-1		4.29
9	4Li4		5.10	1.09	3	2	2	2	2	2	2	3	2		6.19
10	PCoSp4		4.50	0.84	2	2	2	2	2	1	1	2	2		5.34
			43.30												50.34
Program Components			Factor												
	Skating Skills		1.60	7.25	7.00	7.25	7.00	6.25	6.00	6.75	7.25	6.25			6.82
	Transitions		1.60	7.00	7.00	7.50	6.75	6.00	5.75	6.25	7.00	6.00			6.57
	Performance		1.60	7.25	7.50	7.25	7.25	6.50	6.25	6.75	7.25	6.25			6.93
	Composition		1.60	7.00	7.50	7.25	7.00	6.50	6.00	6.75	7.25	6.25			6.86
	Interpretation of the Music		1.60	7.25	7.50	7.50	7.00	6.50	6.25	6.75	7.00	6.25			6.89
Judges Total Program Component Score (factored)			54.51												

Deductions:
0.00



JUDGES DETAILS PER SKATER

JUNIOR PAIR FREE SKATING

Rank	Name	Nation	Starting Number	Total Segment Score	Total Element Score	Total Program Component Score (factored)	Total Deductions
7	Violetta SIEROVA / Ivan KHOBTA	UKR	8	97.77	47.19	50.58	0.00

#	Executed Elements	Info	Base Value	GOE	J1	J2	J3	J4	J5	J6	J7	J8	J9	Ref.	Scores of Panel
1	3Tw3		5.70	1.63	3	2	3	3	2	2	3	4	4		7.33
2	2S		1.30	0.13	1	0	0	1	1	2	2	1	1		1.43
3	2STh		2.50	-0.25	-1	-1	-2	-1	-1	-1	-1	-1	0		2.25
4	5RLi4		7.00	1.60	1	2	2	2	3	2	2	4	3		8.60
5	BoDs3		4.30	0.86	2	2	1	2	2	2	2	2	3		5.16
6	PCoSp4		4.50	1.09	1	3	2	3	2	2	2	3	3		5.59
7	ChSq1		3.00	0.71	1	1	0	2	2	1	1	2	2		3.71
8	2Lzq+2T+2Tq	q	4.70	-0.87	-5	-4	-4	-4	-4	-4	-5	-4	-3		3.83
9	2LoTh		2.80	0.44	1	2	2	1	1	1	2	2	2		3.24
10	3Li4		5.10	0.95	2	2	2	1	1	1	2	3	3		6.05
			40.90												47.19
Program Components			Factor												
Skating Skills			1.60	6.50	6.50	6.25	6.50	6.00	5.75	6.50	6.75	6.25	6.36		
Transitions			1.60	6.50	6.25	6.50	6.25	6.50	5.25	6.00	6.25	6.25	6.29		
Performance			1.60	6.75	6.50	6.50	6.25	6.25	5.50	6.00	6.75	6.25	6.36		
Composition			1.60	6.25	6.50	6.50	6.50	6.25	5.25	6.25	6.50	6.50	6.39		
Interpretation of the Music			1.60	6.25	6.25	6.00	6.25	6.00	5.25	6.25	6.50	6.50	6.21		
Judges Total Program Component Score (factored)															50.58

Deductions:

q Jump landed on the quarter

0.00

Rank	Name	Nation	Starting Number	Total Segment Score	Total Element Score	Total Program Component Score (factored)	Total Deductions
8	Isabelle MARTINS / Ryan BEDARD	USA	6	84.59	40.04	45.55	-1.00

#	Executed Elements	Info	Base Value	GOE	J1	J2	J3	J4	J5	J6	J7	J8	J9	Ref.	Scores of Panel
1	3TwB		4.80	-1.17	-1	-3	-3	-3	-3	-3	-1	-2	-2		3.63
2	2S		1.30	0.15	1	2	1	1	1	1	1	2	1		1.45
3	4Li4		5.10	0.80	2	2	2	1	2	1	1	2	1		5.90
4	PCoSp3		4.00	0.57	2	1	2	2	1	1	2	1	1		4.57
5	2Aq+2T	q	4.60	-0.61	-2	-1	-1	-2	-2	-2	-2	-2	-3		3.99
6	3STh		4.40	-2.20	-5	-5	-5	-5	-5	-5	-5	-5	-5		2.20
7	ChSq1		3.00	0.43	1	2	2	1	1	0	0	1	0		3.43
8	3LoTh		5.00	-1.79	-2	-3	-4	-5	-3	-3	-4	-4	-4		3.21
9	5RLi4		7.00	0.70	2	2	1	1	1	1	0	1	0		7.70
10	BoDs2		3.90	0.06	0	1	0	0	0	-1	0	1	0		3.96
			43.10												40.04
Program Components			Factor												
Skating Skills			1.60	6.50	6.00	5.50	5.50	5.75	5.50	5.50	6.25	5.25	5.71		
Transitions			1.60	6.25	5.75	5.50	5.25	6.00	5.00	5.50	6.00	5.00	5.57		
Performance			1.60	6.50	6.25	5.25	5.50	5.75	5.00	5.00	6.00	5.00	5.54		
Composition			1.60	6.50	6.25	5.50	5.75	6.00	4.75	5.75	6.50	5.25	5.86		
Interpretation of the Music			1.60	6.25	6.50	5.00	5.50	6.00	5.00	5.75	6.50	5.50	5.79		
Judges Total Program Component Score (factored)															45.55

Deductions: Falls

-1.00 (1)

q Jump landed on the quarter

-1.00



JUDGES DETAILS PER SKATER

JUNIOR PAIR FREE SKATING

Rank	Name	Nation	Starting Number	Total Segment Score	Total Element Score	Total Program Component Score (factored)	Total Deductions
9	Cate FLEMING / Chase FINSTER	USA	4	81.44	38.24	43.20	0.00

#	Executed Elements	Info	Base Value	GOE	J1	J2	J3	J4	J5	J6	J7	J8	J9	Ref.	Scores of Panel
1	2Tw2		3.00	0.30	1	1	2	1	1	1	1	1	1		3.30
2	1Lo		0.50	-0.10	-2	-1	-2	-2	-2	-2	-2	-2	-2		0.40
3	5SLi2		5.40	-0.39	0	-1	-2	0	-1	-1	-1	-1	0		5.01
4	2FTh		3.00	0.13	1	0	1	1	1	0	0	0	0		3.13
5	3S+2T+2T		6.90	0.18	1	0	3	1	0	1	0	0	0		7.08
6	4Li4		5.10	-0.36	-1	-1	-2	-1	-1	0	0	-1	1		4.74
7	3STh		4.40	-1.45	-3	-3	2	-4	-3	-4	-3	-3	-4		2.95
8	FiDs3		3.50	0.25	1	0	1	0	1	1	1	1	-2		3.75
9	PCoSp4		4.50	-0.19	-1	-1	0	0	-1	0	0	0	-1		4.31
10	ChSq1		3.00	0.57	1	1	2	2	1	1	1	1	1		3.57
			39.30												38.24
Program Components			Factor												
Skating Skills			1.60	6.00	5.50	5.00	5.50	5.50	5.25	6.00	5.75	5.25			5.54
Transitions			1.60	5.75	5.25	4.75	5.00	5.00	5.00	5.50	5.00	5.00			5.11
Performance			1.60	6.00	5.75	5.00	5.25	5.25	5.25	5.75	5.50	5.00			5.39
Composition			1.60	6.25	5.50	5.00	5.25	5.50	5.00	6.25	5.75	5.25			5.50
Interpretation of the Music			1.60	6.00	5.75	5.00	5.25	5.50	5.00	6.00	5.50	5.25			5.46
Judges Total Program Component Score (factored)															43.20

Deductions:
0.00

Rank	Name	Nation	Starting Number	Total Segment Score	Total Element Score	Total Program Component Score (factored)	Total Deductions
10	Letizia ROSCHER / Luis SCHUSTER	GER	5	81.05	39.22	43.83	-2.00

#	Executed Elements	Info	Base Value	GOE	J1	J2	J3	J4	J5	J6	J7	J8	J9	Ref.	Scores of Panel
1	3Tw2		5.40	-1.39	-1	-2	-2	-4	-3	-4	-2	-3	-2		4.01
2	2S		1.30	0.00	0	0	0	1	0	-2	0	0	0		1.30
3	2Aq+2T	q	4.60	-1.08	-3	-3	-3	-4	-3	-3	-2	-4	-4		3.52
4	5RLi3		6.60	0.75	2	2	1	1	1	1	1	1	1		7.35
5	3LoTh		5.00	-2.50	-5	-5	-5	-5	-5	-5	-5	-5	-5		2.50
6	BoDs2		3.90	0.39	1	1	1	1	1	2	1	1	-1		4.29
7	ChSq1		3.00	0.36	0	0	0	1	1	2	1	1	1		3.36
8	3STh		4.40	-2.20	-5	-5	-5	-5	-5	-5	-5	-5	-5		2.20
9	4Li4		5.10	0.51	2	2	0	-1	1	2	1	0	1		5.61
10	PCoSp4		4.50	0.58	2	2	2	1	1	1	1	1	1		5.08
			43.80												39.22
Program Components			Factor												
Skating Skills			1.60	6.25	5.75	4.75	5.25	5.00	5.75	6.00	5.75	5.50			5.57
Transitions			1.60	6.00	5.50	5.00	5.00	4.75	5.25	5.75	5.25	5.25			5.29
Performance			1.60	6.25	5.75	4.75	5.25	5.00	5.50	5.50	5.75	5.00			5.39
Composition			1.60	6.25	5.50	4.75	5.00	5.50	5.25	6.00	6.00	5.50			5.54
Interpretation of the Music			1.60	6.00	6.00	5.00	5.25	5.25	5.50	6.00	5.75	5.50			5.61
Judges Total Program Component Score (factored)															43.83

Deductions:

Falls -2.00 (2)

-2.00

q Jump landed on the quarter

JUDGES DETAILS PER SKATER
JUNIOR PAIR FREE SKATING

Rank	Name	Nation	Starting Number	Total Segment Score	Total Element Score	Total Program Component Score (factored)	Total Deductions
11	Alyssa MONTAN / Filippo CLERICI	ITA	3	66.45	31.87	34.58	0.00

#	Executed Elements	Info	Base Value	GOE	J1	J2	J3	J4	J5	J6	J7	J8	J9	Ref.	Scores of Panel
1	2Tw3		3.20	0.00	1	0	-2	-1	0	0	0	1	0		3.20
2	2LoTh		2.80	-1.12	-3	-4	-4	-4	-4	-4	-4	-4	-5		1.68
3	2STh		2.50	0.00	0	0	0	0	0	0	1	-1	0		2.50
4	2Lo		1.70	0.00	0	0	0	0	0	0	0	0	0		1.70
5	2Feq+1Eu+2Sq	e	3.24	-0.70	-4	-5	-5	-5	-5	-4	-5	-5	-5		2.54
6	ChSq1		3.00	-0.43	-3	-1	0	0	0	-2	-1	-2	0		2.57
7	4Li4		5.10	0.29	1	1	1	-1	0	0	1	0	1		5.39
8	5ALi4		7.00	-0.30	1	-1	0	-1	0	0	-1	-1	0		6.70
9	FiDs2		3.20	0.27	0	1	1	1	1	1	1	1	0		3.47
10	PCoSp1V		2.25	-0.13	0	-1	-1	0	-1	-1	0	-1	0		2.12
			33.99												31.87
Program Components			Factor												
	Skating Skills		1.60	4.00	4.50	4.25	4.25	4.50	4.50	4.50	4.50	4.25			4.39
	Transitions		1.60	4.00	4.25	4.50	4.00	4.25	4.25	4.25	4.25	4.00			4.18
	Performance		1.60	3.00	4.50	4.25	4.25	4.25	4.50	4.50	4.50	4.25			4.36
	Composition		1.60	4.25	4.25	4.25	4.25	4.50	4.25	4.75	4.50	4.25			4.32
	Interpretation of the Music		1.60	3.50	4.50	4.25	5.50	4.50	4.25	4.50	4.25	4.25			4.36
	Judges Total Program Component Score (factored)														34.58

Deductions:	0.00
e Wrong edge q Jump landed on the quarter	

Rank	Name	Nation	Starting Number	Total Segment Score	Total Element Score	Total Program Component Score (factored)	Total Deductions
12	Federica SIMIOLI / Alessandro ZARBO	ITA	2	65.53	31.53	34.00	0.00

#	Executed Elements	Info	Base Value	GOE	J1	J2	J3	J4	J5	J6	J7	J8	J9	Ref.	Scores of Panel
1	2Tw2		3.00	0.09	1	0	1	0	0	0	0	1	0		3.09
2	1Lze	e	0.48	-0.18	-4	-4	-4	-3	-3	-4	-4	-4	-5		0.30
3	5SLi2		5.40	-0.39	0	-1	-1	0	-1	-1	-1	-1	0		5.01
4	2STh		2.50	0.00	0	0	0	0	0	0	0	0	0		2.50
5	2F<+1Eu+2S<	<	2.98	-0.58	-4	-4	-2	-4	-4	-2	-5	-5	-5		2.40
6	ChSq1		3.00	-0.14	0	0	0	0	-1	0	-1	-2	0		2.86
7	4Li4		5.10	-0.07	1	0	-1	0	0	0	-1	-2	1		5.03
8	2LoTh		2.80	0.00	0	0	0	0	1	0	0	0	0		2.80
9	FiDs2		3.20	0.23	0	1	2	1	1	0	1	1	0		3.43
10	PCoSp3		4.00	0.11	1	0	0	1	0	0	1	0	0		4.11
			32.46												31.53
Program Components			Factor												
	Skating Skills		1.60	4.00	4.50	4.25	4.25	4.50	4.50	4.25	4.25	4.50			4.36
	Transitions		1.60	4.00	4.00	4.25	4.00	4.50	4.00	4.00	4.00	4.00	4.25		4.07
	Performance		1.60	4.00	4.25	4.50	4.25	4.25	4.50	4.00	3.75	4.50			4.25
	Composition		1.60	4.25	4.25	4.50	4.25	4.25	4.50	4.25	4.25	4.50			4.32
	Interpretation of the Music		1.60	3.75	4.25	4.50	4.25	4.25	4.25	4.25	4.00	4.50			4.25
	Judges Total Program Component Score (factored)														34.00

Deductions:	0.00
e Wrong edge < Under-rotated jump	

JUDGES DETAILS PER SKATER
JUNIOR PAIR FREE SKATING

Rank	Name	Nation	Starting Number	Total Segment Score	Total Element Score	Total Program Component Score (factored)								Total Deductions	
13	Anastasiya SAZONOVA / Jamshid TASHMUKHAMEDOV	UZB	1	56.69	25.23	31.46								0.00	
#	Executed Elements	INFO	Base Value	GOE	J1	J2	J3	J4	J5	J6	J7	J8	J9	Ref.	Scores of Panel
1	3Tw1		5.10	-0.95	-1	-2	-2	-1	-2	-2	-2	-2	-2		4.15
2	2F!q+1Eu<<+2S<	<<	2.84	-0.87	-4	-5	-5	-5	-5	-4	-5	-5	-5		1.97
3	3STh		4.40	-0.50	-1	-1	-1	-1	-1	-2	-2	-1	-1		3.90
4	5SLi		0.00	0.00	-	-	-	-	-	-	-	-	-		0.00
5	ChSq1		3.00	-0.50	0	-1	-2	0	0	-2	-2	-2	0		2.50
6	2LoTh		2.80	-0.32	-2	-1	-1	-1	-1	-1	-2	-1	-1		2.48
7	4Li1		3.90	-0.72	-1	-2	-2	-2	-2	-2	-1	-3	-2		3.18
8	2Lo		1.70	-0.12	0	-1	0	-1	0	-1	-1	-1	-2		1.58
9	FiDs1		2.90	0.00	0	0	0	0	0	0	0	0	-1		2.90
10	PCoSp3V		3.00	-0.43	0	-2	-2	-1	-1	-2	-2	-1	-1		2.57
			29.64												25.23
Program Components				Factor											
Skating Skills				1.60	4.75	4.25	3.75	4.50	4.25	4.00	4.25	3.75	4.00		4.14
Transitions				1.60	4.50	3.75	3.50	4.00	4.00	3.50	4.25	4.00	3.75		3.89
Performance				1.60	4.75	3.75	3.50	4.25	4.00	3.50	3.75	3.00	4.00		3.82
Composition				1.60	5.00	3.75	3.50	4.25	4.50	3.75	3.75	3.50	3.75		3.89
Interpretation of the Music				1.60	4.50	3.75	3.50	4.25	4.50	3.75	3.75	3.25	4.00		3.93
Judges Total Program Component Score (factored)														31.46	
Deductions:															0.00

<< Downgraded jump < Under-rotated jump ! Not clear edge q Jump landed on the quarter

JUNIOR WOMEN

Linz AG Eisarena	08.10.2021	12:15	Short Program
	09.10.2021	14:35	Free Skating

Size of Skating Arena:	30m*60m
Ice Conditions:	very good
Number of Entries:	38
Number of Participants:	38

Entry Withdrawn:	
------------------	--

Short Program		
Duration:	2:40 +/- 10 seconds	
Segment Factor:	1.00	
Program Component Factors:	Skating Skills	0.80
	Transitions	0.80
	Performance	0.80
	Composition	0.80
	Interpretation of the Music	0.80

Free Skating		
Duration:	3:30 +/- 10 seconds	
Segment Factor:	1.00	
Program Component Factors:	Skating Skills	1.60
	Transitions	1.60
	Performance	1.60
	Composition	1.60
	Interpretation of the Music	1.60


RESULTS
JUNIOR WOMEN

Pl.	Name	Nation	Total Score	SP	FS
1	Sofia MURAVIEVA	RUS	211.81	1	1
2	Isabeau LEVITO	USA	208.31	2	2
3	Anastasia ZININA	RUS	190.66	3	3
4	Niina PETROKINA	EST	177.06	6	4
5	Varvara KISEL	BLR	175.91	4	5
6	Kate WANG	USA	169.73	5	6
7	Siwoo SONG	KOR	157.01	10	7
8	Chaebin HWANG	KOR	155.32	8	8
9	Janna JYRKINEN	FIN	147.76	17	9
10	Sara-Maude DUPUIS	CAN	143.54	7	10
11	Boin MOON	KOR	139.11	9	12
12	Mariia SENIUK	ISR	136.27	12	13
13	Mariia ANDRIICHUK	UKR	134.13	13	14
14	Regina SCHERMANN	HUN	131.92	20	11
15	Emelie LING	SWE	130.37	14	16
16	Emily SAARI	AUT	127.57	18	17
17	Julia van DIJK	NED	126.93	15	18
18	Julija LOVRENCIC	SLO	122.33	19	20
19	Chiara HRISTOVA	BUL	121.50	26	15
20	Dorotea LEITGEB	AUT	120.72	24	19
21	Linnea Sophie Kolstad KILSAND	NOR	117.10	11	26
22	Weronika FERLIN	POL	116.42	23	22
23	Aya HATAKAWA	GER	112.02	21	23
24	Vlada VASILIEV	AUS	110.48	22	24
25	Karolina BIALAS	POL	109.37	31	21
26	Sofja STEPCHENKO	LAT	106.64	16	31
27	Yan-Yi LIN	TPE	104.34	30	25
28	Jasmin ELSEBAIE	AUT	102.52	25	29
29	Ana Sofia BESCHEA	ROU	101.38	27	28
30	Hana CVIJANOVIC	CRO	101.34	28	27
31	Gemma MARSHALL	LUX	97.60	29	30
32	Paula MARGARIDO PEREIRA	AND	89.70	32	32
33	Elizabeth GOLDING	IRL	77.74	34	33
34	Skye Frances PATENIA	PHI	76.51	33	34
35	Jana KUKOVSKA	MKD	59.40	35	35
Withdrawn					
	Zara HUSEDZINOVIC	BIH			WD
	Anna PEZZETTA	ITA			WD
	Danica DJORDJEVIC	SRB			WD

Ms. Anne CAMMETT, ISU
 Referee

Ms. Karen ARCHER, ISU
 Technical Controller

printed: 09.10.2021 20:38

Legend:	FS Free Skating	SP Short Program	WD Withdrawn
----------------	------------------------	-------------------------	---------------------

PANEL OF JUDGES
JUNIOR WOMEN SHORT PROGRAM

Officials

Technical Controller	Ms. Karen ARCHER	ISU
Technical Specialist	Ms. Olga BARANOVA	ISU
Assistant Technical Specialist	Ms. Sara AGNAFORS	ISU

Judges

Referee	Ms. Anne CAMMETT	ISU
Judge No. 1	Ms. Tunde GAL	ROU
Judge No. 2	Ms. Margery HILKO	IRL
Judge No. 3	Ms. Laura CARR	CAN
Judge No. 4	Ms. Sanda DUBRAVCIC SIMUNJAK	CRO
Judge No. 5	Ms. Agita ABELE	LAT
Judge No. 6	Ms. Lise Rosto JENSEN	NOR
Judge No. 7	Ms. Haya LEENARDS	NED
Judge No. 8	Ms. Jelena GALIMOVA	EST
Judge No. 9	Ms. Helena TABACHNIKOVA	BLR

Data/Replay Operator

Data Operator	Mr. Martin PAULMICHL	ISU
Replay Operator	Mr. Dzianis SAROKIN	ISU


RESULTS
JUNIOR WOMEN SHORT PROGRAM

Pl.	Name	Nation	Total Segment Score
1	Sofia MURAVIEVA	RUS	73.28
2	Isabeau LEVITO	USA	71.32
3	Anastasia ZININA	RUS	69.77
4	Varvara KISEL	BLR	62.34
5	Kate WANG	USA	60.10
6	Niina PETROKINA	EST	58.97
7	Sara-Maude DUPUIS	CAN	53.40
8	Chaebin HWANG	KOR	52.28
9	Boin MOON	KOR	52.11
10	Siwoo SONG	KOR	50.74
11	Linnea Sophie Kolstad KILSAND	NOR	50.13
12	Mariia SENIUK	ISR	49.85
13	Mariia ANDRIICHUK	UKR	48.63
14	Emelie LING	SWE	48.08
15	Julia van DIJK	NED	46.87
16	Sofja STEPCHENKO	LAT	46.16
17	Janna JYRKINEN	FIN	45.64
18	Emily SAARI	AUT	45.38
19	Julija LOVRENCIC	SLO	44.19
20	Regina SCHERMANN	HUN	44.18
21	Aya HATAKAWA	GER	43.08
22	Vlada VASILIEV	AUS	41.97
23	Weronika FERLIN	POL	41.54
24	Dorotea LEITGEB	AUT	40.98
25	Jasmin ELSEBAIE	AUT	40.03
26	Chiara HRISTOVA	BUL	37.99
27	Ana Sofia BESCHEA	ROU	37.37
28	Hana CVIJANOVIC	CRO	37.05
29	Gemma MARSHALL	LUX	36.38
30	Yan-Yi LIN	TPE	36.04
31	Karolina BIALAS	POL	32.69
32	Paula MARGARIDO PEREIRA	AND	32.58
33	Skye Frances PATENIA	PHI	27.60
34	Elizabeth GOLDING	IRL	25.16
35	Jana KUKOVSKA	MKD	23.89
	Zara HUSEDZINOVIC	BIH	WD
	Anna PEZZETTA	ITA	WD
	Danica DJORDJEVIC	SRB	WD

Ms. Anne CAMMETT, ISU
 Referee

Ms. Karen ARCHER, ISU
 Technical Controller

Legend:
WD Withdrawn


JUDGES DETAILS PER SKATER
JUNIOR WOMEN SHORT PROGRAM

Rank	Name	Nation	Starting Number	Total Segment Score	Total Element Score	Total Program Component Score (factored)	Total Deductions
1	Sofia MURAVIEVA	RUS	29	73.28	41.54	31.74	0.00

#	Executed Elements	Info	Base Value	GOE	J1	J2	J3	J4	J5	J6	J7	J8	J9	Ref.	Scores of Panel
1	2A		3.30	1.08	4	3	3	3	3	3	4	4	2		4.38
2	3F		5.30	1.89	4	3	4	3	5	3	3	4	4		7.19
3	FSSp4		3.00	0.90	3	3	3	3	4	3	3	3	3		3.90
4	3Lz+3T	x	11.11	1.10	2	2	1	3	1	0	3	3	1		12.21
5	CCoSp4		3.50	1.10	3	3	3	4	3	4	3	3	3		4.60
6	StSq4		3.90	1.50	4	3	3	4	5	4	4	4	4		5.40
7	LSp4		2.70	1.16	4	4	4	4	5	4	5	4	5		3.86
			32.81												41.54
Program Components				Factor											
	Skating Skills			0.80	7.75	8.00	7.75	8.25	8.25	7.50	8.50	7.75	7.50		7.89
	Transitions			0.80	7.50	8.50	7.50	8.00	7.75	7.50	8.00	7.50	7.50		7.68
	Performance			0.80	8.00	8.50	7.75	8.00	8.25	7.75	8.25	8.25	8.00		8.07
	Composition			0.80	7.75	8.50	7.75	8.00	8.50	7.75	8.00	8.00	7.75		7.96
	Interpretation of the Music			0.80	8.25	8.50	7.50	8.25	8.50	7.75	7.75	8.25	7.75		8.07
Judges Total Program Component Score (factored)														31.74	

Deductions:		0.00
--------------------	--	-------------

x Credit for highlight distribution, base value multiplied by 1.1

Rank	Name	Nation	Starting Number	Total Segment Score	Total Element Score	Total Program Component Score (factored)	Total Deductions
2	Isabeau LEVITO	USA	37	71.32	40.11	31.21	0.00

#	Executed Elements	Info	Base Value	GOE	J1	J2	J3	J4	J5	J6	J7	J8	J9	Ref.	Scores of Panel
1	2A		3.30	1.08	3	3	3	3	3	4	4	4	3		4.38
2	3F		5.30	1.51	3	3	2	3	2	3	3	3	3		6.81
3	CCoSp4		3.50	0.85	3	2	2	3	2	2	3	4	2		4.35
4	3Lz+3T	x	11.11	1.26	3	2	1	3	2	1	2	3	2		12.37
5	FSSp4		3.00	0.81	2	2	3	3	2	3	3	3	3		3.81
6	StSq3		3.30	1.23	3	2	3	4	4	4	4	4	4		4.53
7	LSp4		2.70	1.16	4	4	4	5	4	4	5	4	5		3.86
			32.21												40.11
Program Components				Factor											
	Skating Skills			0.80	7.50	7.75	7.25	8.50	7.75	7.75	7.75	7.50	7.25		7.61
	Transitions			0.80	7.50	7.75	6.75	8.25	7.50	7.75	8.00	7.50	7.00		7.57
	Performance			0.80	7.75	8.25	7.50	8.50	7.75	8.00	8.50	7.75	7.50		7.93
	Composition			0.80	7.75	8.00	7.25	8.50	7.50	7.75	8.25	7.75	7.50		7.79
	Interpretation of the Music			0.80	8.00	8.50	7.50	8.50	8.00	8.00	8.50	8.00	7.75		8.11
Judges Total Program Component Score (factored)														31.21	

Deductions:		0.00
--------------------	--	-------------

x Credit for highlight distribution, base value multiplied by 1.1

JUDGES DETAILS PER SKATER
JUNIOR WOMEN SHORT PROGRAM

Rank	Name	Nation	Starting Number	Total Segment Score	Total Element Score	Total Program Component Score (factored)							Total Deductions			
3	Anastasia ZININA	RUS	33	69.77	40.18	29.59							0.00			
#	Executed Elements	Info	Base Value	GOE	J1	J2	J3	J4	J5	J6	J7	J8	J9	Ref.	Scores of Panel	
1	2A		3.30	0.99	4	2	3	3	3	3	3	3	3		4.29	
2	3F		5.30	1.51	4	3	3	3	3	2	2	3	3		6.81	
3	LSp4		2.70	0.96	3	3	4	3	4	4	3	4	4		3.66	
4	3Lz+3T		11.11	x 1.60	3	3	2	3	3	3	2	3	2		12.71	
5	FSSp4		3.00	0.77	3	2	3	3	2	3	2	2	3		3.77	
6	CCoSp4		3.50	1.15	3	3	3	3	4	4	2	3	4		4.65	
7	StSq3		3.30	0.99	3	3	3	3	3	3	2	3	4		4.29	
			32.21												40.18	
Program Components				Factor												
Skating Skills				0.80	7.50	7.50	7.25	7.75	7.75	7.25	7.25	7.25	7.25	7.25		7.39
Transitions				0.80	7.50	7.25	7.00	7.50	7.50	7.25	7.00	7.00	7.00	7.00		7.21
Performance				0.80	7.75	7.50	7.50	8.00	7.75	7.50	6.75	7.50	7.25	7.25		7.54
Composition				0.80	7.75	7.25	7.25	7.75	7.50	7.50	7.00	7.50	7.50	7.50		7.46
Interpretation of the Music				0.80	7.75	7.50	7.25	8.00	7.50	7.25	6.75	7.25	7.25	7.25		7.39
Judges Total Program Component Score (factored)														29.59		
Deductions:															0.00	

x Credit for highlight distribution, base value multiplied by 1.1

Rank	Name	Nation	Starting Number	Total Segment Score	Total Element Score	Total Program Component Score (factored)							Total Deductions			
4	Varvara KISEL	BLR	3	62.34	36.63	25.71							0.00			
#	Executed Elements	Info	Base Value	GOE	J1	J2	J3	J4	J5	J6	J7	J8	J9	Ref.	Scores of Panel	
1	3Lz+3T		10.10	0.76	1	2	1	2	1	1	1	2	1		10.86	
2	2A		3.30	0.85	3	1	3	3	2	2	3	2	3		4.15	
3	CCoSp4		3.50	0.85	3	2	3	2	2	2	3	3	1		4.35	
4	3F		5.83	x 1.21	2	2	2	2	2	3	3	2	3		7.04	
5	FSSp3		2.60	0.52	2	2	2	2	2	2	2	3	2		3.12	
6	StSq3		3.30	0.57	2	2	2	1	3	1	2	1	2		3.87	
7	LSp4		2.70	0.54	2	2	2	2	2	1	2	2	2		3.24	
			31.33												36.63	
Program Components				Factor												
Skating Skills				0.80	5.75	6.50	6.75	6.75	7.00	5.75	6.75	6.75	7.00	7.00		6.61
Transitions				0.80	5.50	6.50	5.75	6.25	6.75	4.25	6.25	6.25	6.50	6.50		6.14
Performance				0.80	5.75	6.75	6.75	6.50	7.00	5.50	6.50	6.00	6.50	6.50		6.39
Composition				0.80	5.75	6.50	6.25	6.00	6.75	4.50	7.00	6.50	7.00	7.00		6.39
Interpretation of the Music				0.80	5.75	7.00	6.75	6.75	7.00	4.50	7.25	6.25	6.75	6.75		6.61
Judges Total Program Component Score (factored)														25.71		
Deductions:															0.00	

x Credit for highlight distribution, base value multiplied by 1.1

JUDGES DETAILS PER SKATER
JUNIOR WOMEN SHORT PROGRAM

Rank	Name	Nation	Starting Number	Total Segment Score	Total Element Score	Total Program Component Score (factored)							Total Deductions		
5	Kate WANG	USA	28	60.10	34.07	26.03							0.00		
#	Executed Elements	Info	Base Value	GOE	J1	J2	J3	J4	J5	J6	J7	J8	J9	Ref.	Scores of Panel
1	2A		3.30	0.71	3	2	2	3	2	2	2	2	2		4.01
2	3T+3T		8.40	1.32	4	3	3	4	3	3	3	2	3		9.72
3	FSSp4		3.00	0.64	3	2	2	2	2	3	3	1	1		3.64
4	3F		5.83	x 0.83	3	2	1	2	1	1	2	2	1		6.66
5	StSq3		3.30	0.57	2	1	2	1	2	2	2	3	1		3.87
6	LSp3		2.40	0.38	2	2	1	1	1	2	2	2	1		2.78
7	CCoSp3		3.00	0.39	0	1	1	2	1	2	1	2	1		3.39
			29.23												34.07
Program Components				Factor											
Skating Skills				0.80	7.25	6.50	6.00	6.75	6.50	6.25	7.00	6.75	6.50		6.61
Transitions				0.80	6.75	5.75	5.75	6.50	5.75	6.25	6.75	6.50	6.00		6.21
Performance				0.80	7.00	6.50	6.00	6.25	6.50	6.50	7.25	6.50	6.50		6.54
Composition				0.80	7.00	6.25	5.75	6.50	6.25	6.50	7.50	6.75	6.50		6.54
Interpretation of the Music				0.80	7.00	6.75	5.50	6.50	6.25	6.50	7.50	6.75	6.75		6.64
Judges Total Program Component Score (factored)														26.03	
Deductions:															0.00

x Credit for highlight distribution, base value multiplied by 1.1

Rank	Name	Nation	Starting Number	Total Segment Score	Total Element Score	Total Program Component Score (factored)							Total Deductions		
6	Niina PETROKINA	EST	22	58.97	32.23	26.74							0.00		
#	Executed Elements	Info	Base Value	GOE	J1	J2	J3	J4	J5	J6	J7	J8	J9	Ref.	Scores of Panel
1	2A		3.30	0.94	3	2	3	3	3	3	4	3	2		4.24
2	3Lz+3T		10.10	0.93	2	1	2	2	1	1	2	3	1		11.03
3	CCoSp4		3.50	0.70	2	2	2	2	2	2	2	3	2		4.20
4	3F<	<	4.66	x -1.88	-5	-5	-5	-4	-4	-5	-4	-3	-4		2.78
5	FSSp4		3.00	0.43	2	1	2	1	2	2	1	1	1		3.43
6	StSq2		2.60	0.67	2	2	3	2	3	3	3	3	2		3.27
7	LSp4		2.70	0.58	3	2	2	2	3	2	2	2	2		3.28
			29.86												32.23
Program Components				Factor											
Skating Skills				0.80	6.50	6.75	6.50	6.25	7.00	6.75	6.50	6.75	6.75		6.64
Transitions				0.80	6.50	6.50	6.25	6.00	6.75	6.50	7.50	6.75	6.50		6.54
Performance				0.80	6.50	6.50	6.50	6.00	7.00	6.50	6.75	7.25	6.75		6.64
Composition				0.80	6.75	6.25	6.50	6.25	7.00	6.75	7.00	7.00	7.00		6.75
Interpretation of the Music				0.80	6.75	6.50	6.50	6.50	7.25	6.75	7.25	7.25	7.00		6.86
Judges Total Program Component Score (factored)														26.74	
Deductions:															0.00

x Credit for highlight distribution, base value multiplied by 1.1 < Under-rotated jump

JUDGES DETAILS PER SKATER
JUNIOR WOMEN SHORT PROGRAM

Rank	Name	Nation	Starting Number	Total Segment Score	Total Element Score	Total Program Component Score (factored)							Total Deductions			
7	Sara-Maude DUPUIS	CAN	38	53.40	30.52	22.88							0.00			
#	Executed Elements	Info	Base Value	GOE	J1	J2	J3	J4	J5	J6	J7	J8	J9	Ref.	Scores of Panel	
1	3T+3Tq	q	8.40	-1.80	-4	-5	-5	-4	-4	-4	-4	-4	-5		6.60	
2	3F		5.30	0.98	1	1	2	2	2	3	2	3	1		6.28	
3	LSp4		2.70	0.19	-1	-1	1	2	1	-1	2	3	1		2.89	
4	2A		3.63	x 0.52	1	1	1	2	2	2	2	3	1		4.15	
5	FSSp4		3.00	0.47	2	1	1	2	1	2	2	1	2		3.47	
6	StSq2		2.60	0.33	1	2	1	1	1	1	2	3	1		2.93	
7	CCoSp4		3.50	0.70	2	2	2	1	2	2	2	2	2		4.20	
			29.13											30.52		
Program Components			Factor													
Skating Skills			0.80	6.00	5.50	5.50	5.75	5.75	5.50	6.50	6.50	6.75	5.50			5.79
Transitions			0.80	6.00	4.75	5.25	5.50	5.50	5.25	6.50	6.50	5.00				5.57
Performance			0.80	5.75	5.75	5.25	5.75	5.75	5.25	6.25	7.25	5.25				5.68
Composition			0.80	6.00	5.25	5.50	5.50	6.00	5.00	6.25	7.00	5.25				5.68
Interpretation of the Music			0.80	6.50	5.75	5.25	5.75	5.75	5.00	6.75	7.25	5.50				5.89
Judges Total Program Component Score (factored)																22.88
Deductions:															0.00	

q Jump landed on the quarter x Credit for highlight distribution, base value multiplied by 1.1

Rank	Name	Nation	Starting Number	Total Segment Score	Total Element Score	Total Program Component Score (factored)							Total Deductions			
8	Chaebin HWANG	KOR	19	52.28	29.17	23.11							0.00			
#	Executed Elements	Info	Base Value	GOE	J1	J2	J3	J4	J5	J6	J7	J8	J9	Ref.	Scores of Panel	
1	3F		5.30	0.61	2	1	0	1	1	3	2	1	0		5.91	
2	3T+3T<	<	7.56	-0.78	-2	-1	-1	-2	-2	-2	-2	-2	-2		6.78	
3	FSSp3		2.60	0.45	2	1	3	1	1	3	2	1	2		3.05	
4	2A		3.63	x 0.52	2	1	1	1	2	2	3	2	1		4.15	
5	CCoSp4		3.50	0.60	0	1	2	2	2	2	2	2	1		4.10	
6	StSq1		1.80	0.33	2	1	2	2	2	2	2	2	1		2.13	
7	LSp4		2.70	0.35	2	1	0	1	2	1	1	2	1		3.05	
			27.09											29.17		
Program Components			Factor													
Skating Skills			0.80	6.25	5.50	6.00	5.50	5.50	6.25	6.50	6.50	5.50				5.93
Transitions			0.80	5.75	5.50	5.75	5.25	5.25	6.25	6.75	6.00	5.00				5.68
Performance			0.80	6.25	5.25	6.00	5.25	5.25	5.75	6.00	6.25	5.00				5.68
Composition			0.80	6.25	5.75	6.00	5.25	5.50	6.00	6.50	6.25	5.25				5.86
Interpretation of the Music			0.80	6.00	5.50	5.75	5.50	5.50	6.00	6.50	6.00	5.25				5.75
Judges Total Program Component Score (factored)																23.11
Deductions:															0.00	

< Under-rotated jump x Credit for highlight distribution, base value multiplied by 1.1

JUDGES DETAILS PER SKATER
JUNIOR WOMEN SHORT PROGRAM

Rank	Name	Nation	Starting Number	Total Segment Score	Total Element Score	Total Program Component Score (factored)							Total Deductions			
9	Boin MOON	KOR	18	52.11	27.25	25.86							-1.00			
#	Executed Elements	Info	Base Value	GOE	J1	J2	J3	J4	J5	J6	J7	J8	J9	Ref.	Scores of Panel	
1	3S+COMBO		4.30	-2.15	-5	-5	-5	-5	-5	-5	-5	-5	-5		2.15	
2	3F		5.30	0.83	2	2	1	2	1	1	2	2	1		6.13	
3	FSSp4		3.00	0.60	3	2	2	2	2	2	2	1	2		3.60	
4	LSp4		2.70	0.66	3	1	3	3	2	3	2	2	2		3.36	
5	2A	x	3.63	0.71	3	2	2	2	2	3	1	2	2		4.34	
6	StSq2		2.60	0.82	3	3	4	4	3	3	3	3	2		3.42	
7	CCoSp4		3.50	0.75	2	2	3	2	2	2	1	3	2		4.25	
			25.03											27.25		
Program Components				Factor												
Skating Skills				0.80	6.75	6.25	7.00	6.50	6.25	6.25	5.75	6.25	5.75		6.29	
Transitions				0.80	6.50	6.25	6.75	6.50	6.25	6.25	6.00	6.25	5.75		6.29	
Performance				0.80	6.50	6.50	7.00	6.50	6.50	6.75	6.25	6.50	6.50		6.54	
Composition				0.80	6.75	6.25	7.25	6.25	6.75	6.75	6.50	6.75	6.25		6.57	
Interpretation of the Music				0.80	6.75	6.50	7.00	6.75	6.25	6.75	6.75	6.50	6.50		6.64	
Judges Total Program Component Score (factored)														25.86		
Deductions:				Falls	-1.00	(1)										-1.00

x Credit for highlight distribution, base value multiplied by 1.1

Rank	Name	Nation	Starting Number	Total Segment Score	Total Element Score	Total Program Component Score (factored)							Total Deductions			
10	Siwoo SONG	KOR	11	50.74	27.11	24.63							-1.00			
#	Executed Elements	Info	Base Value	GOE	J1	J2	J3	J4	J5	J6	J7	J8	J9	Ref.	Scores of Panel	
1	3F		5.30	0.98	2	2	2	2	2	2	2	1	1		6.28	
2	2A		3.30	0.61	3	2	2	2	2	2	2	1	1		3.91	
3	FSSp3		2.60	0.30	2	1	2	1	1	1	1	0	1		2.90	
4	3Lz+COMBO	x	6.49	-2.95	-5	-5	-5	-5	-5	-5	-5	-5	-5		3.54	
5	LSp4		2.70	0.42	3	1	2	2	2	2	1	0	1		3.12	
6	StSq2		2.60	0.56	2	2	2	2	3	3	2	1	2		3.16	
7	CCoSp4		3.50	0.70	3	2	2	2	2	3	2	1	1		4.20	
			26.49											27.11		
Program Components				Factor												
Skating Skills				0.80	6.50	5.50	6.00	6.00	6.50	6.50	6.50	6.25	5.25		6.18	
Transitions				0.80	6.50	5.75	6.75	6.25	6.25	6.25	6.25	5.75	5.25		6.14	
Performance				0.80	6.25	5.75	6.50	6.25	6.25	6.25	6.50	5.50	5.00		6.11	
Composition				0.80	6.50	6.00	6.75	6.25	6.50	6.50	6.50	5.75	5.50		6.29	
Interpretation of the Music				0.80	6.25	5.75	6.50	6.00	6.25	6.50	6.25	5.50	5.50		6.07	
Judges Total Program Component Score (factored)														24.63		
Deductions:				Falls	-1.00	(1)										-1.00

x Credit for highlight distribution, base value multiplied by 1.1

JUDGES DETAILS PER SKATER
JUNIOR WOMEN SHORT PROGRAM

Rank	Name	Nation	Starting Number	Total Segment Score	Total Element Score	Total Program Component Score (factored)							Total Deductions		
11	Linnea Sophie Kolstad KILSAND	NOR	26	50.13	28.67	21.46							0.00		
#	Executed Elements	Info	Base Value	GOE	J1	J2	J3	J4	J5	J6	J7	J8	J9	Ref.	Scores of Panel
1	3T+3T		8.40	1.08	3	2	2	3	2	3	3	3	2		9.48
2	2F		1.80	0.41	1	3	2	2	2	2	3	2	3		2.21
3	FSSp4		3.00	0.21	1	1	1	2	1	1	0	0	0		3.21
4	CSp4		2.60	0.22	1	1	1	1	1	1	0	0	1		2.82
5	2A	x	3.63	-0.05	2	0	-1	0	-1	0	0	0	0		3.58
6	StSq3		3.30	0.42	1	2	1	2	2	1	1	1	1		3.72
7	CCoSp4		3.50	0.15	-2	1	0	2	1	2	0	0	-1		3.65
			26.23											28.67	
Program Components				Factor											
Skating Skills				0.80	5.50	5.75	5.25	5.25	6.00	5.50	5.00	6.25	5.25		5.50
Transitions				0.80	5.50	5.00	5.00	4.75	5.50	5.50	5.50	6.00	5.00		5.29
Performance				0.80	5.25	5.50	5.25	5.00	5.75	5.50	4.75	5.75	4.75		5.29
Composition				0.80	5.50	5.25	5.25	4.75	6.00	5.50	4.75	6.00	5.00		5.32
Interpretation of the Music				0.80	5.50	5.75	5.25	5.25	5.75	5.25	4.75	5.75	5.25		5.43
Judges Total Program Component Score (factored)														21.46	
Deductions:															0.00

x Credit for highlight distribution, base value multiplied by 1.1

Rank	Name	Nation	Starting Number	Total Segment Score	Total Element Score	Total Program Component Score (factored)							Total Deductions		
12	Mariia SENIUK	ISR	17	49.85	28.82	21.03							0.00		
#	Executed Elements	Info	Base Value	GOE	J1	J2	J3	J4	J5	J6	J7	J8	J9	Ref.	Scores of Panel
1	3Lz+2T		7.20	0.17	1	0	0	1	0	0	1	0	0		7.37
2	2A		3.30	-0.05	0	0	0	0	0	0	-1	0	-1		3.25
3	FSSp3		2.60	0.26	2	1	1	1	1	3	0	0	1		2.86
4	3F	x	5.83	0.15	0	1	0	0	0	-2	0	1	1		5.98
5	CCoSp4		3.50	0.50	2	1	2	3	1	2	1	1	1		4.00
6	StSq1		1.80	0.13	1	0	0	1	0	1	1	2	1		1.93
7	LSp4		2.70	0.73	3	2	2	3	3	4	3	2	3		3.43
			26.93											28.82	
Program Components				Factor											
Skating Skills				0.80	5.75	5.25	5.00	5.25	5.00	5.25	5.25	5.75	5.75		5.36
Transitions				0.80	5.75	5.00	4.50	4.25	4.75	5.50	5.50	5.50	5.25		5.14
Performance				0.80	5.50	5.00	4.75	5.00	5.25	5.25	5.75	5.75	5.00		5.25
Composition				0.80	5.75	5.25	4.75	4.50	5.00	5.50	5.75	5.75	5.25		5.32
Interpretation of the Music				0.80	5.50	5.25	5.00	4.75	5.00	5.25	5.50	6.00	5.00		5.21
Judges Total Program Component Score (factored)														21.03	
Deductions:															0.00

x Credit for highlight distribution, base value multiplied by 1.1

JUDGES DETAILS PER SKATER
JUNIOR WOMEN SHORT PROGRAM

Rank	Name	Nation	Starting Number	Total Segment Score	Total Element Score	Total Program Component Score (factored)	Total Deductions
13	Mariia ANDRIICHUK	UKR	16	48.63	27.11	21.52	0.00

#	Executed Elements	Info	Base Value	GOE	J1	J2	J3	J4	J5	J6	J7	J8	J9	Ref.	Scores of Panel
1	2A		3.30	0.61	3	2	1	2	2	2	2	1	2		3.91
2	FSSp4		3.00	0.30	2	1	1	1	1	1	1	1	-1		3.30
3	3Lz+2T		7.20	-0.42	-1	-1	-1	-2	0	-1	0	0	-1		6.78
4	3F		5.83	x -1.21	-2	-2	-3	-3	-2	-3	-2	-2	-2		4.62
5	StSq1		1.80	0.15	1	2	2	0	1	2	0	0	0		1.95
6	CCoSp4		3.50	0.55	2	1	1	1	2	3	1	2	2		4.05
7	LSp3		2.40	0.10	1	0	0	1	1	1	0	0	0		2.50
			27.03												27.11
Program Components				Factor											
Skating Skills				0.80	6.00	5.25	5.25	5.00	5.50	5.75	5.50	5.75	6.25		5.57
Transitions				0.80	6.00	5.75	4.75	4.75	5.25	6.00	5.25	5.50	5.00		5.36
Performance				0.80	5.75	5.25	4.75	4.75	5.50	5.75	4.50	5.75	5.00		5.25
Composition				0.80	5.75	5.75	4.75	4.50	5.25	6.25	5.00	5.50	5.25		5.32
Interpretation of the Music				0.80	5.75	5.50	4.50	5.00	5.75	6.25	4.75	5.75	5.25		5.39
Judges Total Program Component Score (factored)															21.52

Deductions:	0.00
--------------------	-------------

x Credit for highlight distribution, base value multiplied by 1.1

Rank	Name	Nation	Starting Number	Total Segment Score	Total Element Score	Total Program Component Score (factored)	Total Deductions
14	Emelie LING	SWE	21	48.08	24.19	23.89	0.00

#	Executed Elements	Info	Base Value	GOE	J1	J2	J3	J4	J5	J6	J7	J8	J9	Ref.	Scores of Panel
1	3T+2T		5.50	-0.42	-1	-1	0	-2	-1	-1	-1	0	-2		5.08
2	2A		3.30	0.66	2	2	2	2	2	2	2	2	1		3.96
3	2F		1.80	0.39	2	2	2	2	2	3	3	2	2		2.19
4	FSSp4		3.00	0.56	3	1	2	2	2	2	1	2	2		3.56
5	CCoSp4		3.50	0.70	2	2	3	2	2	2	2	2	2		4.20
6	StSq2		2.60	0.37	2	1	1	2	1	2	2	1	1		2.97
7	LSp3		2.40	-0.17	-1	1	0	0	-2	0	-2	-2	0		2.23
			22.10												24.19
Program Components				Factor											
Skating Skills				0.80	6.25	6.25	5.75	5.25	6.00	5.75	6.50	6.50	6.00		6.07
Transitions				0.80	6.25	6.50	5.50	5.00	5.50	5.50	6.00	6.00	5.75		5.79
Performance				0.80	6.25	6.50	5.75	5.00	5.75	5.50	5.50	6.25	6.50		5.93
Composition				0.80	6.50	7.00	5.75	5.25	5.50	5.50	6.50	6.00	6.25		6.00
Interpretation of the Music				0.80	6.75	6.50	5.75	5.25	5.75	5.75	6.00	6.25	6.50		6.07
Judges Total Program Component Score (factored)															23.89

Deductions:	0.00
--------------------	-------------

JUDGES DETAILS PER SKATER
JUNIOR WOMEN SHORT PROGRAM

Rank	Name	Nation	Starting Number	Total Segment Score	Total Element Score	Total Program Component Score (factored)							Total Deductions			
15	Julia van DIJK	NED	1	46.87	25.93	20.94							0.00			
#	Executed Elements	Info	Base Value	GOE	J1	J2	J3	J4	J5	J6	J7	J8	J9	Ref.	Scores of Panel	
1	3Lo+2T		6.20	0.77	2	1	2	2	1	2	2	1	1		6.97	
2	3F!	!	5.30	-2.42	-3	-5	-5	-5	-4	-5	-3	-5	-5		2.88	
3	FSSp2		2.30	-0.03	0	-1	-1	0	0	0	1	0	0		2.27	
4	2A		3.63	x 0.47	1	1	2	1	0	2	1	3	2		4.10	
5	LSp4		2.70	0.39	2	2	2	1	1	2	1	1	1		3.09	
6	CCoSp4		3.50	0.30	1	1	1	1	0	2	1	0	1		3.80	
7	StSq2		2.60	0.22	1	1	1	1	1	1	1	0	0		2.82	
			26.23											25.93		
Program Components				Factor												
Skating Skills				0.80	5.25	5.50	5.25	5.25	5.50	5.25	5.00	5.75	5.50			5.36
Transitions				0.80	5.25	5.25	5.00	4.75	5.25	5.00	5.25	5.25	5.00			5.14
Performance				0.80	5.25	5.75	5.25	5.00	5.25	5.25	4.75	5.00	5.00			5.14
Composition				0.80	5.25	5.75	5.50	4.75	5.50	5.00	5.50	5.25	5.25			5.32
Interpretation of the Music				0.80	5.25	5.75	5.25	5.00	5.25	5.00	5.25	5.00	5.50			5.21
Judges Total Program Component Score (factored)															20.94	
Deductions:															0.00	

! Not clear edge x Credit for highlight distribution, base value multiplied by 1.1

Rank	Name	Nation	Starting Number	Total Segment Score	Total Element Score	Total Program Component Score (factored)							Total Deductions			
16	Sofja STEPCHENKO	LAT	31	46.16	26.87	19.29							0.00			
#	Executed Elements	Info	Base Value	GOE	J1	J2	J3	J4	J5	J6	J7	J8	J9	Ref.	Scores of Panel	
1	3F		5.30	0.61	1	2	0	2	1	1	1	1	1		5.91	
2	StSq1		1.80	0.05	0	0	0	1	1	1	-1	0	0		1.85	
3	3T+2T		5.50	0.42	1	1	0	1	1	1	1	1	1		5.92	
4	CCoSp4		3.50	0.05	1	0	0	1	0	0	-1	0	0		3.55	
5	2A		3.63	x 0.38	1	1	0	2	1	2	1	1	1		4.01	
6	FSSp4		3.00	0.00	1	0	0	0	0	0	0	0	0		3.00	
7	CSp3		2.30	0.33	2	1	1	2	1	2	1	1	2		2.63	
			25.03											26.87		
Program Components				Factor												
Skating Skills				0.80	4.75	5.00	4.50	4.75	5.50	5.25	4.75	5.25	5.50			5.04
Transitions				0.80	4.75	4.50	4.25	4.50	5.00	5.00	4.50	4.75	5.00			4.71
Performance				0.80	5.00	4.50	4.50	4.75	5.25	5.00	4.50	4.75	5.25			4.82
Composition				0.80	4.75	4.50	4.50	4.50	5.25	4.75	5.00	5.00	4.75			4.75
Interpretation of the Music				0.80	5.00	4.75	4.50	4.75	5.00	4.75	4.75	4.75	4.75			4.79
Judges Total Program Component Score (factored)															19.29	
Deductions:															0.00	

x Credit for highlight distribution, base value multiplied by 1.1

JUDGES DETAILS PER SKATER
JUNIOR WOMEN SHORT PROGRAM

Rank	Name	Nation	Starting Number	Total Segment Score	Total Element Score	Total Program Component Score (factored)							Total Deductions			
17	Janna JYRKINEN	FIN	15	45.64	25.41	22.23							-2.00			
#	Executed Elements	Info	Base Value	GOE	J1	J2	J3	J4	J5	J6	J7	J8	J9	Ref.	Scores of Panel	
1	2A		3.30	0.52	2	1	1	1	3	2	1	2	2		3.82	
2	3Lz<+COMBO	<	4.72	-2.36	-5	-5	-5	-5	-5	-5	-5	-5	-5		2.36	
3	CCoSp4		3.50	0.85	3	2	2	3	3	3	2	1	2		4.35	
4	3F		5.83	x 0.61	1	1	1	1	2	1	1	2	1		6.44	
5	StSq1		1.80	0.28	2	0	1	2	2	2	2	1	1		2.08	
6	FSSp4		3.00	0.43	2	1	1	2	1	3	2	1	1		3.43	
7	LSp4		2.70	0.23	2	-1	1	1	0	2	2	0	0		2.93	
			24.85												25.41	
Program Components				Factor												
Skating Skills				0.80	6.00	5.25	5.00	5.75	6.00	5.50	6.25	5.50	5.75		5.68	
Transitions				0.80	6.00	5.00	5.25	5.50	6.25	5.25	6.00	5.25	5.75		5.57	
Performance				0.80	5.75	5.00	5.00	5.50	5.75	5.25	5.75	5.50	5.00		5.39	
Composition				0.80	6.00	5.25	5.25	5.25	6.00	5.50	6.50	5.50	5.50		5.57	
Interpretation of the Music				0.80	5.75	5.00	4.75	5.50	6.25	5.25	6.25	5.50	5.75		5.57	
Judges Total Program Component Score (factored)																22.23
Deductions:				Time violation	-1.00	Falls				-1.00	(1)					-2.00

< Under-rotated jump x Credit for highlight distribution, base value multiplied by 1.1

Rank	Name	Nation	Starting Number	Total Segment Score	Total Element Score	Total Program Component Score (factored)							Total Deductions			
18	Emily SAARI	AUT	32	45.38	24.43	20.95							0.00			
#	Executed Elements	Info	Base Value	GOE	J1	J2	J3	J4	J5	J6	J7	J8	J9	Ref.	Scores of Panel	
1	3Lz!+COMBO	!	5.90	-2.95	-5	-5	-5	-5	-5	-5	-5	-5	-5		2.95	
2	3F		5.30	1.14	2	2	2	3	2	3	2	2	2		6.44	
3	FSSp3		2.60	0.30	1	1	1	2	1	0	1	2	1		2.90	
4	2A		3.63	x -0.09	0	1	1	-1	-1	-1	-1	2	-1		3.54	
5	LSp3		2.40	0.14	1	1	0	1	-1	2	-2	1	1		2.54	
6	StSq1		1.80	0.21	1	1	1	2	1	2	1	1	1		2.01	
7	CCoSp4		3.50	0.55	1	1	2	2	2	2	2	1	0		4.05	
			25.13												24.43	
Program Components				Factor												
Skating Skills				0.80	5.00	5.25	5.50	5.25	5.50	5.25	5.25	5.75	5.25		5.32	
Transitions				0.80	4.75	5.25	5.25	4.75	5.00	5.00	5.00	5.50	5.00		5.04	
Performance				0.80	5.00	5.50	5.25	5.00	5.50	5.00	5.50	5.50	5.00		5.25	
Composition				0.80	5.00	5.50	5.25	4.75	5.25	5.25	5.25	5.75	5.25		5.25	
Interpretation of the Music				0.80	5.00	5.75	5.25	5.00	5.00	5.00	5.75	5.75	5.50		5.32	
Judges Total Program Component Score (factored)																20.95
Deductions:																0.00

! Not clear edge x Credit for highlight distribution, base value multiplied by 1.1

JUDGES DETAILS PER SKATER
JUNIOR WOMEN SHORT PROGRAM

Rank	Name	Nation	Starting Number	Total Segment Score	Total Element Score	Total Program Component Score (factored)							Total Deductions		
19	Julija LOVRENCIC	SLO	34	44.19	24.59	19.60							0.00		
#	Executed Elements	Info	Base Value	GOE	J1	J2	J3	J4	J5	J6	J7	J8	J9	Ref.	Scores of Panel
1	2A		3.30	0.24	1	1	0	1	1	0	0	1	1		3.54
2	3T+2T		5.50	0.42	1	0	2	2	1	1	1	0	1		5.92
3	FSSp4		3.00	0.30	1	1	2	1	0	1	2	0	1		3.30
4	CCoSp4		3.50	0.10	1	0	1	2	-1	1	-1	0	0		3.60
5	2F		1.98	x 0.23	1	1	1	2	1	1	2	1	2		2.21
6	LSp4		2.70	0.35	2	0	2	2	0	3	1	0	2		3.05
7	StSq2		2.60	0.37	2	1	2	2	1	2	1	1	1		2.97
			22.58												24.59
Program Components			Factor												
Skating Skills			0.80	5.00	4.75	5.25	5.00	4.75	4.75	4.75	5.25	5.75			4.96
Transitions			0.80	4.75	4.25	4.50	4.50	4.50	4.75	5.00	5.00	5.25			4.71
Performance			0.80	5.00	5.00	5.00	5.00	4.75	5.00	4.50	5.25	5.25			5.00
Composition			0.80	5.00	4.50	4.75	4.50	5.00	5.00	4.75	5.00	5.25			4.86
Interpretation of the Music			0.80	5.00	4.75	5.00	4.75	4.50	5.25	4.75	5.25	5.50			4.96
Judges Total Program Component Score (factored)														19.60	
Deductions:															0.00

x Credit for highlight distribution, base value multiplied by 1.1

Rank	Name	Nation	Starting Number	Total Segment Score	Total Element Score	Total Program Component Score (factored)							Total Deductions			
20	Regina SCHERMANN	HUN	25	44.18	24.52	20.66							-1.00			
#	Executed Elements	Info	Base Value	GOE	J1	J2	J3	J4	J5	J6	J7	J8	J9	Ref.	Scores of Panel	
1	2A		3.30	0.47	2	1	1	2	2	2	1	1	1		3.77	
2	3Lzq+2T	q	7.20	-0.93	-1	-2	-2	-1	-2	-1	-1	-2	-2		6.27	
3	CCoSp4		3.50	0.95	3	2	3	3	3	3	2	1	3		4.45	
4	3F<<	<<	1.98	x -0.90	-5	-5	-5	-5	-5	-5	-5	-5	-5		1.08	
5	FSSp2		2.30	0.39	2	0	2	1	2	2	2	1	2		2.69	
6	StSq2		2.60	0.30	1	1	1	2	1	2	1	1	1		2.90	
7	LSp4		2.70	0.66	3	1	2	3	3	3	2	2	2		3.36	
			23.58												24.52	
Program Components			Factor													
Skating Skills			0.80	5.75	5.00	5.00	5.75	5.25	5.50	5.50	5.50	5.50	5.50			5.43
Transitions			0.80	5.75	4.50	4.50	5.50	5.25	5.00	5.00	4.75	4.75			4.96	
Performance			0.80	5.75	4.25	4.75	5.50	5.50	5.25	4.50	4.75	5.00			5.04	
Composition			0.80	6.00	4.75	5.25	5.50	5.50	5.50	5.00	5.00	5.25			5.29	
Interpretation of the Music			0.80	6.00	4.50	4.75	5.50	5.25	5.50	4.75	4.75	5.25			5.11	
Judges Total Program Component Score (factored)														20.66		
Deductions: Falls -1.00 (1)															-1.00	

q Jump landed on the quarter x Credit for highlight distribution, base value multiplied by 1.1 << Downgraded jump

JUDGES DETAILS PER SKATER
JUNIOR WOMEN SHORT PROGRAM

Rank	Name	Nation	Starting Number	Total Segment Score	Total Element Score	Total Program Component Score (factored)							Total Deductions			
21	Aya HATAKAWA	GER	36	43.08	22.22	21.86							-1.00			
#	Executed Elements	Info	Base Value	GOE	J1	J2	J3	J4	J5	J6	J7	J8	J9	Ref.	Scores of Panel	
1	2A		3.30	0.75	3	2	1	2	1	3	3	3	2		4.05	
2	3Lz<+2T	<	6.02	-1.62	-4	-4	-3	-4	-4	-3	-3	-3	-3		4.40	
3	LSp4		2.70	0.12	0	1	0	0	1	1	0	1	0		2.82	
4	3F<<	<<	1.98	x -0.90	-5	-5	-5	-5	-5	-5	-5	-5	-5		1.08	
5	FSSp3		2.60	0.26	1	0	1	1	1	2	1	1	1		2.86	
6	StSq2		2.60	0.56	3	0	2	2	1	3	2	3	2		3.16	
7	CCoSp4		3.50	0.35	1	1	1	2	0	1	0	2	1		3.85	
			22.70											22.22		
Program Components			Factor													
Skating Skills			0.80	6.50	5.50	5.50	5.50	5.00	5.25	5.50	6.75	5.50			5.61	
Transitions			0.80	6.00	5.25	5.25	5.00	4.50	5.00	4.75	6.50	5.25			5.21	
Performance			0.80	6.50	5.25	5.25	5.25	4.50	4.75	5.00	6.75	5.75			5.39	
Composition			0.80	6.50	5.75	5.75	5.00	5.00	4.75	5.50	7.00	5.75			5.61	
Interpretation of the Music			0.80	6.50	5.50	5.25	5.25	4.75	4.75	5.50	6.75	5.75			5.50	
Judges Total Program Component Score (factored)																21.86
Deductions:			Falls												-1.00 (1)	

< Under-rotated jump x Credit for highlight distribution, base value multiplied by 1.1 << Downgraded jump

Rank	Name	Nation	Starting Number	Total Segment Score	Total Element Score	Total Program Component Score (factored)							Total Deductions			
22	Vlada VASILIEV	AUS	13	41.97	24.74	18.23							-1.00			
#	Executed Elements	Info	Base Value	GOE	J1	J2	J3	J4	J5	J6	J7	J8	J9	Ref.	Scores of Panel	
1	3S+2T		5.60	0.06	1	0	0	1	0	0	0	0	0		5.66	
2	3F		5.30	-2.65	-5	-5	-5	-5	-5	-5	-5	-5	-5		2.65	
3	FSSp4		3.00	0.39	2	2	1	1	1	3	1	0	1		3.39	
4	StSq2		2.60	-0.11	0	-1	-2	0	1	2	-1	-2	0		2.49	
5	2A	x	3.63	0.05	1	0	0	0	0	0	0	0	1		3.68	
6	CCoSp3		3.00	0.51	2	2	2	2	2	2	0	0	2		3.51	
7	LSp4		2.70	0.66	4	2	3	3	2	3	1	2	2		3.36	
			25.83											24.74		
Program Components			Factor													
Skating Skills			0.80	4.50	5.00	4.25	5.00	4.75	4.25	4.50	4.75	4.75	4.75			4.64
Transitions			0.80	4.50	5.00	4.00	4.50	4.25	4.25	4.75	4.50	4.25	4.25			4.43
Performance			0.80	4.50	4.75	4.50	4.75	4.50	4.50	4.50	4.50	4.25	4.25			4.50
Composition			0.80	5.00	5.00	4.75	4.50	4.50	4.50	4.25	4.50	4.50	4.50			4.61
Interpretation of the Music			0.80	4.50	4.75	5.00	4.75	4.25	5.00	4.00	4.25	4.75			4.61	
Judges Total Program Component Score (factored)																18.23
Deductions:			Falls												-1.00 (1)	

x Credit for highlight distribution, base value multiplied by 1.1

JUDGES DETAILS PER SKATER
JUNIOR WOMEN SHORT PROGRAM

Rank	Name	Nation	Starting Number	Total Segment Score	Total Element Score	Total Program Component Score (factored)	Total Deductions									
23	Weronika FERLIN	POL	9	41.54	23.53	18.01	0.00									
#	Executed Elements	Info	Base Value	GOE	J1	J2	J3	J4	J5	J6	J7	J8	J9	Ref.	Scores of Panel	
1	2A		3.30	0.19	2	1	1	-1	0	1	0	0	1		3.49	
2	3S+2T		5.60	0.68	2	2	2	2	1	1	2	1	1		6.28	
3	FSSp3		2.60	0.48	3	2	2	2	2	2	1	1	2		3.08	
4	StSq2		2.60	0.07	1	1	0	0	1	1	-1	-1	0		2.67	
5	2F	x	1.98	0.13	1	1	1	1	2	0	0	0	1		2.11	
6	CCoSp4		3.50	0.20	1	1	1	0	1	1	0	0	0		3.70	
7	CSp3		2.30	-0.10	-1	0	0	0	0	0	-2	-1	-1		2.20	
			21.88												23.53	
Program Components			Factor													
	Skating Skills		0.80	5.00	5.00	5.00	5.00	4.75	4.50	4.00	4.50	4.75			4.79	
	Transitions		0.80	4.75	4.50	4.25	4.50	4.25	4.25	4.50	4.00	4.25			4.36	
	Performance		0.80	4.75	4.75	4.75	4.75	4.50	4.50	3.75	4.25	4.00			4.50	
	Composition		0.80	4.75	4.50	4.75	4.50	4.75	4.25	4.25	4.25	4.50			4.50	
	Interpretation of the Music		0.80	4.50	4.75	4.00	4.50	4.50	4.50	3.75	4.25	4.25			4.36	
Judges Total Program Component Score (factored)			18.01													
Deductions:																0.00

x Credit for highlight distribution, base value multiplied by 1.1

Rank	Name	Nation	Starting Number	Total Segment Score	Total Element Score	Total Program Component Score (factored)	Total Deductions									
24	Dorotea LEITGEB	AUT	30	40.98	21.47	19.51	0.00									
#	Executed Elements	Info	Base Value	GOE	J1	J2	J3	J4	J5	J6	J7	J8	J9	Ref.	Scores of Panel	
1	3T+2T		5.50	0.24	0	0	1	1	0	1	1	1	0		5.74	
2	2A		3.30	-1.08	-2	-4	-3	-4	-3	-4	-3	-3	-3		2.22	
3	FSSp3		2.60	0.07	1	0	1	1	0	0	0	0	0		2.67	
4	StSq2		2.60	0.22	2	-1	1	2	1	2	-1	0	1		2.82	
5	2F	x	1.98	0.13	1	0	0	2	0	2	1	0	1		2.11	
6	LSp3		2.40	-0.14	-1	-1	0	-1	-1	0	-2	0	0		2.26	
7	CCoSp4		3.50	0.15	0	0	1	1	0	1	0	0	1		3.65	
			21.88												21.47	
Program Components			Factor													
	Skating Skills		0.80	5.00	4.25	5.00	5.00	5.00	4.75	4.00	5.00	5.25			4.86	
	Transitions		0.80	4.75	4.00	4.75	4.75	4.75	4.75	4.50	4.75	4.75			4.71	
	Performance		0.80	5.00	4.50	5.25	5.00	5.25	4.75	4.25	5.25	5.00			4.96	
	Composition		0.80	5.00	4.00	5.50	4.75	5.25	4.75	4.50	5.00	5.25			4.93	
	Interpretation of the Music		0.80	5.25	4.25	5.50	5.00	5.00	4.50	4.50	5.25	5.00			4.93	
Judges Total Program Component Score (factored)			19.51													
Deductions:																0.00

x Credit for highlight distribution, base value multiplied by 1.1

JUDGES DETAILS PER SKATER
JUNIOR WOMEN SHORT PROGRAM

Rank	Name	Nation	Starting Number	Total Segment Score	Total Element Score	Total Program Component Score (factored)	Total Deductions
25	Jasmin ELSEBAIE	AUT	23	40.03	21.75	18.28	0.00

#	Executed Elements	Info	Base Value	GOE	J1	J2	J3	J4	J5	J6	J7	J8	J9	Ref.	Scores of Panel
1	2A		3.30	-1.23	-3	-4	-4	-4	-2	-4	-4	-3	-4		2.07
2	3S+2T		5.60	0.00	0	0	0	0	0	0	0	0	0		5.60
3	CCoSp4		3.50	0.40	2	1	2	1	1	1	1	1	1		3.90
4	2F		1.98	x 0.10	1	1	1	2	0	0	0	0	1		2.08
5	StSq2		2.60	0.15	1	0	0	1	1	2	0	1	0		2.75
6	FSSp2		2.30	0.00	1	0	-1	0	0	0	0	0	0		2.30
7	CSp4		2.60	0.45	2	1	2	2	1	3	1	2	2		3.05
			21.88												21.75
Program Components			Factor												
	Skating Skills			0.80	4.75	4.50	4.50	4.75	4.75	4.25	4.25	5.25	4.50		4.57
	Transitions			0.80	4.50	4.00	4.25	4.50	4.75	4.50	4.00	5.25	4.25		4.39
	Performance			0.80	4.75	4.25	4.50	4.75	5.00	4.75	4.00	5.50	4.50		4.64
	Composition			0.80	4.75	4.50	4.25	4.50	5.00	4.75	4.25	5.75	4.25		4.57
	Interpretation of the Music			0.80	4.75	4.50	4.50	4.75	4.75	4.75	4.25	5.75	4.75		4.68
	Judges Total Program Component Score (factored)														18.28

Deductions:	0.00
--------------------	-------------

x Credit for highlight distribution, base value multiplied by 1.1

Rank	Name	Nation	Starting Number	Total Segment Score	Total Element Score	Total Program Component Score (factored)	Total Deductions
26	Chiara HRISTOVA	BUL	8	37.99	18.96	19.03	0.00

#	Executed Elements	Info	Base Value	GOE	J1	J2	J3	J4	J5	J6	J7	J8	J9	Ref.	Scores of Panel
1	3Lze+2T	e	6.02	-0.94	-2	-2	-2	-2	-2	-1	-2	-2	-3		5.08
2	3F		5.30	0.68	2	1	1	1	2	2	1	1	1		5.98
3	FSSp2		2.30	-0.10	0	-1	-1	0	0	-2	-1	0	0		2.20
4	1A*	*	0.00	x 0.00	-	-	-	-	-	-	-	-	-		0.00
5	StSqB		1.50	-0.04	1	-1	-2	1	1	-1	-1	-1	0		1.46
6	LSp3		2.40	-0.07	-1	0	-1	0	0	0	-2	0	1		2.33
7	CCoSp2V		1.88	0.03	0	0	0	0	1	1	0	0	0		1.91
			19.40												18.96
Program Components			Factor												
	Skating Skills			0.80	4.50	4.75	4.50	5.25	5.00	4.50	4.50	4.75	5.00		4.71
	Transitions			0.80	4.50	5.25	4.00	4.75	4.75	4.50	5.00	4.50	4.75		4.68
	Performance			0.80	4.75	4.75	4.25	5.00	5.00	4.75	5.25	4.50	4.75		4.79
	Composition			0.80	4.75	5.50	4.25	4.75	5.25	4.50	5.25	4.50	4.75		4.82
	Interpretation of the Music			0.80	4.75	4.75	4.25	5.25	4.75	4.75	5.00	4.50	5.00		4.79
	Judges Total Program Component Score (factored)														19.03

Deductions:	0.00
--------------------	-------------

e Wrong edge x Credit for highlight distribution, base value multiplied by 1.1 * Invalid element

JUDGES DETAILS PER SKATER
JUNIOR WOMEN SHORT PROGRAM

Rank	Name	Nation	Starting Number	Total Segment Score	Total Element Score	Total Program Component Score (factored)							Total Deductions			
27	Ana Sofia BESCHEA	ROU	14	37.37	20.00	17.37							0.00			
#	Executed Elements	Info	Base Value	GOE	J1	J2	J3	J4	J5	J6	J7	J8	J9	Ref.	Scores of Panel	
1	2F		1.80	0.00	1	0	0	0	0	0	0	0	0		1.80	
2	2A		3.30	0.00	1	0	0	0	0	0	0	0	-1		3.30	
3	FSSp2		2.30	-0.13	0	-1	-1	1	0	-2	-2	1	-1		2.17	
4	LSp4		2.70	0.58	3	2	1	2	2	4	2	2	2		3.28	
5	2Lz+2Lo	x	4.18	-0.09	1	-1	-1	0	0	0	-1	0	-1		4.09	
6	StSq1		1.80	0.00	1	0	-3	0	0	1	-1	0	0		1.80	
7	CCoSp3		3.00	0.56	3	1	2	3	1	3	2	1	1		3.56	
			19.08												20.00	
Program Components			Factor													
Skating Skills			0.80	5.00	4.00	3.25	4.50	4.25	4.75	3.75	4.50	4.50			4.32	
Transitions			0.80	4.75	4.00	3.75	4.00	4.00	4.75	4.25	4.00	4.00			4.14	
Performance			0.80	4.75	4.50	3.50	4.50	4.50	4.75	4.75	4.00	4.00			4.43	
Composition			0.80	5.00	4.25	4.00	4.25	4.25	4.75	4.50	4.25	4.25			4.36	
Interpretation of the Music			0.80	5.00	4.50	4.00	4.50	4.00	5.00	4.50	4.00	4.75			4.46	
Judges Total Program Component Score (factored)																17.37
Deductions:															0.00	

x Credit for highlight distribution, base value multiplied by 1.1

Rank	Name	Nation	Starting Number	Total Segment Score	Total Element Score	Total Program Component Score (factored)							Total Deductions			
28	Hana CVIJANOVIC	CRO	24	37.05	18.02	19.03							0.00			
#	Executed Elements	Info	Base Value	GOE	J1	J2	J3	J4	J5	J6	J7	J8	J9	Ref.	Scores of Panel	
1	3F<<	<<	1.80	-0.90	-5	-5	-5	-5	-5	-5	-5	-5	-5		0.90	
2	3Lo<<+2T	<<	3.00	-0.53	-3	-4	-3	-3	-3	-3	-3	-4	-3		2.47	
3	FSSp4		3.00	-0.04	0	-1	0	1	0	0	0	0	-1		2.96	
4	2A	x	3.63	0.00	0	0	0	1	0	0	0	0	0		3.63	
5	LSp1		1.50	-0.15	0	-1	-1	1	-2	0	-2	-2	-1		1.35	
6	StSq2		2.60	0.26	1	0	1	2	1	2	1	1	0		2.86	
7	CCoSp4		3.50	0.35	1	1	1	2	1	2	0	0	1		3.85	
			19.03												18.02	
Program Components			Factor													
Skating Skills			0.80	4.75	4.75	4.50	5.25	4.75	4.75	4.25	4.75	4.75			4.71	
Transitions			0.80	4.75	4.50	3.75	5.00	4.50	4.75	4.50	4.75	4.25			4.57	
Performance			0.80	5.00	4.75	4.50	5.25	4.75	5.00	5.00	5.00	4.50			4.86	
Composition			0.80	5.00	4.50	4.25	5.25	4.75	4.75	4.50	5.00	4.50			4.71	
Interpretation of the Music			0.80	5.25	4.75	4.75	5.25	5.00	5.00	4.75	5.00	4.25			4.93	
Judges Total Program Component Score (factored)																19.03
Deductions:															0.00	

<< Downgraded jump x Credit for highlight distribution, base value multiplied by 1.1



JUDGES DETAILS PER SKATER

JUNIOR WOMEN SHORT PROGRAM

Rank	Name	Nation	Starting Number	Total Segment Score	Total Element Score	Total Program Component Score (factored)								Total Deductions		
29	Gemma MARSHALL	LUX	10	36.38	19.33	17.05								0.00		
#	Executed Elements	Info	Base Value	GOE	J1	J2	J3	J4	J5	J6	J7	J8	J9	Ref.	Scores of Panel	
1	2A<	<	2.64	-1.32	-5	-5	-5	-5	-5	-5	-5	-5	-5		1.32	
2	3S<+2T	<	4.74	-1.13	-3	-5	-3	-4	-3	-2	-3	-3	-4		3.61	
3	FSSp4		3.00	0.26	0	1	1	1	1	2	1	1	0		3.26	
4	2F		1.98	x 0.21	1	1	1	2	1	1	2	0	1		2.19	
5	LSp3		2.40	0.03	1	0	0	1	0	0	0	-1	0		2.43	
6	StSq3		3.30	0.05	1	0	0	0	1	0	0	0	-1		3.35	
7	CCoSp3		3.00	0.17	2	0	1	1	1	1	-1	0	0		3.17	
			21.06												19.33	
Program Components			Factor													
Skating Skills			0.80	4.75	4.25	4.25	4.75	4.50	4.25	4.25	4.25	4.50			4.39	
Transitions			0.80	4.50	4.00	3.75	4.50	4.00	4.00	4.75	4.00	4.00			4.14	
Performance			0.80	4.75	3.75	4.00	4.75	4.50	4.25	4.25	4.00	4.00			4.25	
Composition			0.80	4.75	4.00	4.00	4.50	4.25	4.25	4.25	4.00	4.25			4.21	
Interpretation of the Music			0.80	4.75	4.00	4.00	4.75	4.25	4.25	4.50	4.25	4.25			4.32	
Judges Total Program Component Score (factored)																17.05
Deductions:															0.00	

< Under-rotated jump x Credit for highlight distribution, base value multiplied by 1.1

Rank	Name	Nation	Starting Number	Total Segment Score	Total Element Score	Total Program Component Score (factored)								Total Deductions		
30	Yan-Yi LIN	TPE	12	36.04	19.89	16.15								0.00		
#	Executed Elements	Info	Base Value	GOE	J1	J2	J3	J4	J5	J6	J7	J8	J9	Ref.	Scores of Panel	
1	2Lz+2T		3.40	0.15	1	1	0	1	0	1	1	0	1		3.55	
2	2F		1.80	0.13	1	0	1	0	1	1	1	0	2		1.93	
3	CCoSp3		3.00	0.39	2	1	1	2	1	1	1	0	2		3.39	
4	LSp3		2.40	0.24	2	1	1	1	0	2	0	1	1		2.64	
5	2A	x	3.63	0.14	1	0	0	1	0	0	0	1	1		3.77	
6	StSq1		1.80	-0.10	0	-1	-2	-1	0	0	-1	-1	0		1.70	
7	FSSp4		3.00	-0.09	1	-1	0	0	0	0	-1	0	-1		2.91	
			19.03												19.89	
Program Components			Factor													
Skating Skills			0.80	4.75	4.00	4.25	4.25	4.25	3.75	4.00	4.50	4.75			4.29	
Transitions			0.80	4.50	3.50	3.75	4.00	3.75	3.50	4.25	4.00	4.50			3.96	
Performance			0.80	4.50	3.75	4.00	4.50	4.25	3.75	3.75	3.75	4.00			4.00	
Composition			0.80	4.50	3.25	4.00	4.00	4.25	3.75	4.00	4.00	4.50			4.07	
Interpretation of the Music			0.80	4.50	3.50	3.75	4.25	4.00	3.50	3.50	3.75	4.25			3.86	
Judges Total Program Component Score (factored)																16.15
Deductions:															0.00	

x Credit for highlight distribution, base value multiplied by 1.1



JUDGES DETAILS PER SKATER

JUNIOR WOMEN SHORT PROGRAM

Rank	Name	Nation	Starting Number	Total Segment Score	Total Element Score	Total Program Component Score (factored)							Total Deductions			
31	Karolina BIALAS	POL	7	32.69	15.20	18.49							-1.00			
#	Executed Elements	Info	Base Value	GOE	J1	J2	J3	J4	J5	J6	J7	J8	J9	Ref.	Scores of Panel	
1	1F*	*	0.00	0.00	-	-	-	-	-	-	-	-	-		0.00	
2	1Lz*+COMBO	*	0.00	0.00	-	-	-	-	-	-	-	-	-		0.00	
3	FSSp4		3.00	0.47	3	2	2	2	1	2	1	1	1		3.47	
4	StSq3		3.30	0.38	2	1	2	0	2	2	1	0	0		3.68	
5	CCoSp4		3.50	0.60	2	2	2	2	2	3	1	0	1		4.10	
6	2A<	<	2.90	x -1.32	-5	-5	-5	-5	-5	-5	-5	-5	-5		1.58	
7	CSp3		2.30	0.07	1	0	0	1	0	3	0	0	-1		2.37	
			15.00											15.20		
Program Components			Factor													
Skating Skills			0.80	5.00	4.00	4.25	4.75	5.25	5.25	5.25	4.25	4.75			4.79	
Transitions			0.80	5.00	3.00	5.00	4.25	5.00	5.25	4.50	3.75	4.75			4.61	
Performance			0.80	4.50	3.75	4.00	4.50	4.75	4.75	4.25	3.75	4.25			4.29	
Composition			0.80	5.25	3.75	5.25	4.25	5.25	5.00	5.00	4.00	4.50			4.75	
Interpretation of the Music			0.80	5.25	4.00	4.75	4.50	5.00	5.25	4.75	4.00	4.50			4.68	
Judges Total Program Component Score (factored)																18.49
Deductions:			Falls												-1.00 (1)	

* Invalid element x Credit for highlight distribution, base value multiplied by 1.1 < Under-rotated jump

Rank	Name	Nation	Starting Number	Total Segment Score	Total Element Score	Total Program Component Score (factored)							Total Deductions			
32	Paula MARGARIDO PEREIRA	AND	5	32.58	16.78	15.80							0.00			
#	Executed Elements	Info	Base Value	GOE	J1	J2	J3	J4	J5	J6	J7	J8	J9	Ref.	Scores of Panel	
1	2A		3.30	-0.09	0	-1	-1	0	0	0	0	0	-1		3.21	
2	2Lz+2Lo		3.80	0.06	0	0	0	1	0	0	0	1	1		3.86	
3	CCoSp1		2.00	-0.31	-2	-2	-2	-1	-2	-1	-3	-1	-1		1.69	
4	FSSp2		2.30	0.00	0	1	-1	0	0	0	0	0	0		2.30	
5	StSq1		1.80	-0.03	0	0	0	-1	1	1	0	-2	-1		1.77	
6	2F	x	1.98	0.10	0	1	0	1	1	0	1	0	1		2.08	
7	LSp2		1.90	-0.03	1	-1	0	1	0	0	-1	0	-1		1.87	
			17.08											16.78		
Program Components			Factor													
Skating Skills			0.80	4.00	3.75	3.75	4.25	4.25	4.25	3.75	4.25	3.75	3.50	3.50		4.00
Transitions			0.80	4.00	3.25	3.75	3.75	3.75	4.00	3.25	3.50	3.50			3.64	
Performance			0.80	4.25	4.00	4.00	4.00	4.00	4.25	4.00	3.75	4.25			4.07	
Composition			0.80	4.25	4.00	4.00	4.00	3.75	4.00	4.00	3.75	3.75			3.93	
Interpretation of the Music			0.80	4.50	4.00	4.25	4.25	4.25	4.25	3.50	3.75	4.00			4.11	
Judges Total Program Component Score (factored)																15.80
Deductions:																0.00

x Credit for highlight distribution, base value multiplied by 1.1

JUDGES DETAILS PER SKATER
JUNIOR WOMEN SHORT PROGRAM

Rank	Name	Nation	Starting Number	Total Segment Score	Total Element Score	Total Program Component Score (factored)								Total Deductions		
33	Skye Frances PATENIA	PHI	35	27.60	13.40	15.20								-1.00		
#	Executed Elements	Info	Base Value	GOE	J1	J2	J3	J4	J5	J6	J7	J8	J9	Ref.	Scores of Panel	
1	2A<<	<<	1.10	-0.44	-4	-4	-4	-5	-4	-4	-4	-4	-4		0.66	
2	LSp3		2.40	-0.17	0	-1	-1	0	-1	-1	-2	-1	0		2.23	
3	2S+2T		2.60	0.00	0	0	0	0	0	0	0	0	0		2.60	
4	FSSp4		3.00	-0.30	-1	-2	-1	-1	-1	-1	-1	-1	0		2.70	
5	StSqB		1.50	-0.15	0	-2	0	0	-1	-2	-2	-1	-1		1.35	
6	2F<	<	1.58	-0.72	x	-5	-5	-5	-5	-5	-5	-5	-5		0.86	
7	CCoSp3		3.00	0.00	1	0	-1	-1	0	1	0	0	0		3.00	
			15.18												13.40	
Program Components				Factor												
Skating Skills				0.80	4.00	4.00	3.75	3.75	3.75	3.25	3.50	3.75	4.25	3.79		
Transitions				0.80	3.75	3.75	3.75	3.50	3.50	3.25	3.25	3.50	4.00	3.57		
Performance				0.80	4.00	4.25	4.00	4.00	3.75	3.50	3.75	3.50	4.25	3.89		
Composition				0.80	4.25	3.75	4.25	3.75	3.75	3.25	3.75	3.75	4.25	3.89		
Interpretation of the Music				0.80	4.25	4.00	4.00	4.00	3.50	3.25	3.50	3.75	4.50	3.86		
Judges Total Program Component Score (factored)															15.20	
Deductions:				Falls	-1.00		(1)									-1.00

<< Downgraded jump x Credit for highlight distribution, base value multiplied by 1.1 < Under-rotated jump

Rank	Name	Nation	Starting Number	Total Segment Score	Total Element Score	Total Program Component Score (factored)								Total Deductions		
34	Elizabeth GOLDING	IRL	6	25.16	12.48	15.68								-3.00		
#	Executed Elements	Info	Base Value	GOE	J1	J2	J3	J4	J5	J6	J7	J8	J9	Ref.	Scores of Panel	
1	3S<<COMBO	<	3.44	-1.72	-5	-5	-5	-5	-5	-5	-5	-5	-5		1.72	
2	3Fe<<	<<	1.44	-0.72	-5	-5	-5	-5	-5	-5	-5	-5	-5		0.72	
3	2A<<	<<	1.10	-0.55	-5	-5	-5	-5	-5	-5	-5	-5	-5		0.55	
4	FSSp1		2.00	-0.26	0	-1	-2	-1	-2	-1	-2	0	-2		1.74	
5	StSq1		1.80	0.05	1	1	0	0	0	1	0	0	-2		1.85	
6	LSp3		2.40	0.00	1	-2	-1	1	1	2	-2	0	0		2.40	
7	CCoSp4		3.50	0.00	2	-1	0	1	0	1	-2	-1	0		3.50	
			15.68												12.48	
Program Components				Factor												
Skating Skills				0.80	5.00	4.50	4.00	4.50	4.00	3.75	4.00	4.25	4.25	4.21		
Transitions				0.80	4.50	3.75	3.75	4.00	3.75	3.25	3.75	4.00	3.75	3.82		
Performance				0.80	4.25	4.50	3.50	4.25	3.50	3.25	3.00	3.50	3.50	3.68		
Composition				0.80	5.00	4.00	4.00	4.00	4.00	3.50	4.25	3.75	4.00	4.00		
Interpretation of the Music				0.80	5.00	4.50	4.00	4.25	3.75	3.25	3.25	3.75	3.75	3.89		
Judges Total Program Component Score (factored)															15.68	
Deductions:				Falls	-3.00		(3)									-3.00

< Under-rotated jump e Wrong edge << Downgraded jump

JUDGES DETAILS PER SKATER
JUNIOR WOMEN SHORT PROGRAM

Rank	Name	Nation	Starting Number	Total Segment Score	Total Element Score	Total Program Component Score (factored)								Total Deductions		
35	Jana KUKOVSKA	MKD	2	23.89	10.94	12.95								0.00		
#	Executed Elements	Info	Base Value	GOE	J1	J2	J3	J4	J5	J6	J7	J8	J9	Ref.	Scores of Panel	
1	A*	*	0.00	0.00	-	-	-	-	-	-	-	-	-		0.00	
2	2Lo+2T		3.00	-0.29	-1	-2	-2	-1	-2	-2	-2	-1	-2		2.71	
3	CCoSp3		3.00	-0.60	-2	-2	-2	-2	-2	-2	-2	-2	-2		2.40	
4	2F		1.98 x	-0.18	-1	-1	-1	-1	-1	-1	-1	0	-1		1.80	
5	LSp1		1.50	-0.34	-2	-2	-2	-3	-4	-3	-2	-2	-2		1.16	
6	FSSp1		2.00	-0.46	-2	-2	-3	-2	-4	-3	-2	-2	-2		1.54	
7	StSqB		1.50	-0.17	-1	-1	-2	0	-1	-2	-1	-2	0		1.33	
			12.98												10.94	
Program Components				Factor												
Skating Skills				0.80	4.00	3.50	3.00	3.00	3.25	2.75	3.50	3.25	3.25	3.25		3.25
Transitions				0.80	3.75	3.00	3.25	2.75	3.25	2.75	3.75	2.75	3.00	3.00		3.11
Performance				0.80	3.50	3.75	3.00	3.00	3.25	3.00	3.75	3.00	3.00	3.00		3.21
Composition				0.80	4.00	3.25	3.25	2.75	3.50	3.00	3.50	3.25	3.25	3.25		3.29
Interpretation of the Music				0.80	3.75	3.50	3.50	3.00	3.50	3.50	3.25	3.00	3.00		3.32	
Judges Total Program Component Score (factored)															12.95	
Deductions:															0.00	

* Invalid element x Credit for highlight distribution, base value multiplied by 1.1

PANEL OF JUDGES
JUNIOR WOMEN FREE SKATING

Officials

Technical Controller	Ms. Karen ARCHER	ISU
Technical Specialist	Ms. Olga BARANOVA	ISU
Assistant Technical Specialist	Ms. Sara AGNAFORS	ISU

Judges

Referee	Ms. Anne CAMMETT	ISU
Judge No. 1	Ms. Sanda DUBRAVCIC SIMUNJAK	CRO
Judge No. 2	Ms. Luiza KOWALCZYK	POL
Judge No. 3	Ms. Katarina GROF MITROVIC	SRB
Judge No. 4	Ms. Zoia YORDANOVA	BUL
Judge No. 5	Ms. Karen Anne HARRIS	AUS
Judge No. 6	Ms. Laura CARR	CAN
Judge No. 7	Ms. Adrienn SCHADENBAUER	AUT
Judge No. 8	Ms. Monica LOPEZ CAMARA	AND
Judge No. 9	Ms. Anu NIINIRANTA	FIN

Data/Replay Operator

Data Operator	Mr. Martin PAULMICHL	ISU
Replay Operator	Mr. Dzianis SAROKIN	ISU

RESULTS

JUNIOR WOMEN FREE SKATING

Pl.	Name	Nation	Total Segment Score
1	Sofia MURAVIEVA	RUS	138.53
2	Isabeau LEVITO	USA	136.99
3	Anastasia ZININA	RUS	120.89
4	Niina PETROKINA	EST	118.09
5	Varvara KISEL	BLR	113.57
6	Kate WANG	USA	109.63
7	Siwoo SONG	KOR	106.27
8	Chaebin HWANG	KOR	103.04
9	Janna JYRKINEN	FIN	102.12
10	Sara-Maude DUPUIS	CAN	90.14
11	Regina SCHERMANN	HUN	87.74
12	Boin MOON	KOR	87.00
13	Mariia SENIUK	ISR	86.42
14	Mariia ANDRIICHUK	UKR	85.50
15	Chiara HRISTOVA	BUL	83.51
16	Emelie LING	SWE	82.29
17	Emily SAARI	AUT	82.19
18	Julia van DIJK	NED	80.06
19	Dorotea LEITGEB	AUT	79.74
20	Julija LOVRENCIC	SLO	78.14
21	Karolina BIALAS	POL	76.68
22	Weronika FERLIN	POL	74.88
23	Aya HATAKAWA	GER	68.94
24	Vlada VASILIEV	AUS	68.51
25	Yan-Yi LIN	TPE	68.30
26	Linnea Sophie Kolstad KILSAND	NOR	66.97
27	Hana CVIJANOVIC	CRO	64.29
28	Ana Sofia BESCHEA	ROU	64.01
29	Jasmin ELSEBAIE	AUT	62.49
30	Gemma MARSHALL	LUX	61.22
31	Sofja STEPCHENKO	LAT	60.48
32	Paula MARGARIDO PEREIRA	AND	57.12
33	Elizabeth GOLDING	IRL	52.58
34	Skye Frances PATENIA	PHI	48.91
35	Jana KUKOVSKA	MKD	35.51



Ms. Anne CAMMETT, ISU
Referee



Ms. Karen ARCHER, ISU
Technical Controller


JUDGES DETAILS PER SKATER
JUNIOR WOMEN FREE SKATING

Rank	Name	Nation	Starting Number	Total Segment Score	Total Element Score	Total Program Component Score (factored)	Total Deductions
1	Sofia MURAVIEVA	RUS	35	138.53	74.25	64.28	0.00

#	Executed Elements	Info	Base Value	GOE	J1	J2	J3	J4	J5	J6	J7	J8	J9	Ref.	Scores of Panel	
1	2A		3.30	1.18	2	4	4	3	4	4	4	3	3		4.48	
2	2A		3.30	0.99	3	3	4	3	3	3	3	3	3		4.29	
3	3Lo		4.90	1.61	3	3	4	2	3	4	4	3	3		6.51	
4	3F+2T		6.60	1.59	2	3	3	3	3	3	3	3	3		8.19	
5	CCoSp4		3.50	1.10	3	3	3	2	4	2	4	4	3		4.60	
6	3Lz+3T		11.11	x 1.69	3	2	3	1	3	3	3	3	3		12.80	
7	3F+1Eu+3S		11.11	x 1.67	4	4	3	3	3	3	3	3	3		12.78	
8	3Lz		6.49	x 2.11	3	4	4	3	4	3	4	4	3		8.60	
9	StSq3		3.30	1.18	2	4	4	3	4	4	2	4	4		4.48	
10	FCSp4		3.20	0.73	2	2	3	2	3	2	2	3	2		3.93	
11	LSp4		2.70	0.89	3	3	4	3	4	3	4	3	3		3.59	
			59.51												74.25	
Program Components				Factor												
Skating Skills				1.60	8.00	8.25	8.25	8.25	8.00	7.75	8.00	8.00	7.75			8.04
Transitions				1.60	8.25	8.00	7.75	8.25	7.75	7.50	7.75	7.75	7.50			7.82
Performance				1.60	8.25	8.50	8.25	8.25	8.25	8.00	7.75	8.25	7.75			8.14
Composition				1.60	8.25	8.50	8.00	8.25	8.00	7.50	8.00	8.00	7.50			8.00
Interpretation of the Music				1.60	8.50	8.50	8.50	8.50	8.25	7.75	7.75	8.00	7.75			8.18
Judges Total Program Component Score (factored)																64.28

Deductions:	0.00
--------------------	-------------

x Credit for highlight distribution, base value multiplied by 1.1

Rank	Name	Nation	Starting Number	Total Segment Score	Total Element Score	Total Program Component Score (factored)	Total Deductions
2	Isabeau LEVITO	USA	34	136.99	73.56	63.43	0.00

#	Executed Elements	Info	Base Value	GOE	J1	J2	J3	J4	J5	J6	J7	J8	J9	Ref.	Scores of Panel	
1	2A		3.30	1.13	3	3	4	3	4	4	4	3	3		4.43	
2	3Lz		5.90	1.60	2	2	3	2	3	3	3	3	3		7.50	
3	3Lo		4.90	1.47	3	3	3	3	3	2	3	3	3		6.37	
4	2A		3.30	1.13	3	3	4	4	4	3	4	3	3		4.43	
5	CCoSp4		3.50	1.20	3	4	4	3	4	3	3	4	3		4.70	
6	3F+3T		10.45	x 0.98	1	2	2	2	2	1	2	3	2		11.43	
7	3Lz+1Eu+3S		11.77	x 1.01	2	2	2	1	2	1	1	3	2		12.78	
8	3F+2T		7.26	x 0.98	2	2	2	2	2	1	1	2	2		8.24	
9	FCSp4		3.20	1.01	3	3	4	3	4	3	3	3	3		4.21	
10	StSq3		3.30	1.32	4	4	4	4	4	4	4	4	4		4.62	
11	FCCoSp4		3.50	1.35	4	4	4	4	4	4	4	3	3		4.85	
			60.38												73.56	
Program Components				Factor												
Skating Skills				1.60	7.75	7.75	8.00	8.00	7.50	8.00	7.75	7.75	7.50			7.79
Transitions				1.60	8.00	7.75	7.75	8.00	7.50	7.75	7.75	8.00	7.75			7.82
Performance				1.60	8.00	8.50	8.00	8.00	8.00	8.25	8.00	8.00	7.75			8.04
Composition				1.60	8.25	8.25	7.75	8.00	7.75	7.75	8.00	7.75	7.50			7.89
Interpretation of the Music				1.60	8.25	8.25	8.25	8.25	8.00	7.75	8.25	8.00	7.50			8.11
Judges Total Program Component Score (factored)																63.43

Deductions:	0.00
--------------------	-------------

x Credit for highlight distribution, base value multiplied by 1.1

JUDGES DETAILS PER SKATER

JUNIOR WOMEN FREE SKATING

Rank	Name	Nation	Starting Number	Total Segment Score	Total Element Score	Total Program Component Score (factored)							Total Deductions		
3	Anastasia ZININA	RUS	33	120.89	65.83	58.06							-3.00		
#	Executed Elements	Info	Base Value	GOE	J1	J2	J3	J4	J5	J6	J7	J8	J9	Ref.	Scores of Panel
1	4T<	<	7.60	-3.80	-5	-5	-5	-5	-5	-5	-5	-5	-5		3.80
2	4T<+REP	<	5.32	-3.80	-5	-5	-5	-5	-5	-5	-5	-5	-5		1.52
3	3Lo		4.90	1.33	3	2	3	3	2	3	3	2	3		6.23
4	2A		3.30	0.85	1	2	2	3	3	3	3	3	2		4.15
5	LSp4		2.70	0.89	3	3	3	4	3	4	4	3	3		3.59
6	CCoSp3		3.00	0.81	3	3	3	2	3	3	3	2	2		3.81
7	3Lz+3T		11.11	x 1.60	3	3	2	3	2	2	3	3	3		12.71
8	3F+1Eu+3S		11.11	x 1.06	2	2	2	2	3	1	2	2	2		12.17
9	3Lz+2T		7.92	x 1.18	2	2	2	2	2	2	2	3	2		9.10
10	FCCoSp4		3.50	1.05	3	3	3	2	3	3	3	3	3		4.55
11	StSq3		3.30	0.90	3	2	2	2	3	3	3	3	3		4.20
			63.76												65.83
Program Components				Factor											
Skating Skills				1.60	7.75	7.25	7.25	7.75	7.50	7.25	7.50	7.50	7.25		7.43
Transitions				1.60	7.75	7.00	6.75	7.75	7.00	6.00	6.50	7.25	7.00		7.04
Performance				1.60	8.00	7.25	7.00	7.25	7.25	7.00	7.00	7.50	7.00		7.18
Composition				1.60	7.50	7.00	6.75	7.75	7.25	7.00	7.25	7.50	7.25		7.25
Interpretation of the Music				1.60	8.00	7.50	7.50	7.75	7.25	7.25	7.25	7.25	7.00		7.39
Judges Total Program Component Score (factored)														58.06	
Deductions:				Time violation	-1.00	Falls			-2.00	(2)					-3.00

< Under-rotated jump REP Jump repetition x Credit for highlight distribution, base value multiplied by 1.1

Rank	Name	Nation	Starting Number	Total Segment Score	Total Element Score	Total Program Component Score (factored)							Total Deductions		
4	Niina PETROKINA	EST	30	118.09	62.83	55.26							0.00		
#	Executed Elements	Info	Base Value	GOE	J1	J2	J3	J4	J5	J6	J7	J8	J9	Ref.	Scores of Panel
1	2A+3T		7.50	1.08	3	3	2	2	3	2	3	2	3		8.58
2	3Lz+1Eu+3S		10.70	0.67	1	1	1	0	1	1	1	2	2		11.37
3	3Lz		5.90	1.18	2	2	1	2	3	2	2	2	2		7.08
4	FCCoSp4		3.50	0.50	1	2	1	1	2	1	2	1	2		4.00
5	3F+2T		6.60	0.98	2	2	1	2	2	1	2	2	2		7.58
6	2Lo		1.87	x 0.12	0	1	2	0	2	1	0	1	0		1.99
7	3F		5.83	x 0.61	1	1	1	1	2	1	1	2	1		6.44
8	StSq3		3.30	0.85	3	3	2	2	3	3	3	2	2		4.15
9	CCoSp4		3.50	0.75	3	2	2	1	3	2	2	2	2		4.25
10	2A		3.63	x 0.52	1	1	2	1	2	1	2	2	2		4.15
11	LSp4		2.70	0.54	2	2	2	2	2	2	3	2	2		3.24
			55.03												62.83
Program Components				Factor											
Skating Skills				1.60	6.75	6.75	6.50	7.25	7.00	6.75	7.25	7.00	6.50		6.86
Transitions				1.60	6.75	7.00	6.00	7.00	7.00	6.50	7.00	6.75	6.25		6.75
Performance				1.60	7.00	7.00	6.50	7.25	7.50	7.00	7.50	7.00	6.50		7.04
Composition				1.60	6.50	7.25	6.25	7.25	7.25	6.50	7.50	6.75	6.75		6.89
Interpretation of the Music				1.60	7.00	7.25	6.50	7.25	7.25	7.00	7.50	6.75	6.50		7.00
Judges Total Program Component Score (factored)														55.26	
Deductions:															0.00

x Credit for highlight distribution, base value multiplied by 1.1


JUDGES DETAILS PER SKATER
JUNIOR WOMEN FREE SKATING

Rank	Name	Nation	Starting Number	Total Segment Score	Total Element Score	Total Program Component Score (factored)							Total Deductions		
5	Varvara KISEL	BLR	32	113.57	62.94	50.63							0.00		
#	Executed Elements	Info	Base Value	GOE	J1	J2	J3	J4	J5	J6	J7	J8	J9	Ref.	Scores of Panel
1	3A		8.00	1.94	2	3	2	2	2	4	2	3	3		9.94
2	2A+3T		7.50	1.08	3	3	2	3	2	3	3	2	2		8.58
3	3Lo		4.90	0.91	2	2	2	2	1	2	2	2	1		5.81
4	3Lz		5.90	-0.25	0	0	0	-1	-1	-1	-1	1	0		5.65
5	FSSp3		2.60	0.59	1	3	2	3	3	2	2	2	2		3.19
6	2F		1.80	0.15	-1	1	1	0	1	1	1	1	1		1.95
7	3Lz+2T		7.92	x 0.76	1	1	0	1	1	2	1	2	2		8.68
8	3F+1Eu+3S<	<	10.16	x -1.29	-3	-1	-2	-3	-3	-1	-3	-3	-2		8.87
9	StSq2		2.60	0.52	0	3	2	3	2	2	1	2	2		3.12
10	LSp4		2.70	0.35	-2	2	1	1	2	1	1	2	1		3.05
11	CCoSp4		3.50	0.60	2	1	1	2	2	2	1	2	2		4.10
			57.58												62.94
Program Components			Factor												
Skating Skills			1.60	6.50	6.75	6.75	7.50	6.25	6.25	6.75	7.25	6.25	6.64		
Transitions			1.60	5.75	6.50	6.25	7.25	5.50	5.25	5.75	6.75	5.75	6.04		
Performance			1.60	5.75	7.00	6.50	7.25	6.00	6.25	6.25	6.75	6.25	6.43		
Composition			1.60	5.75	6.75	6.25	7.50	6.00	5.75	6.00	7.00	6.00	6.25		
Interpretation of the Music			1.60	5.75	6.75	6.50	7.50	5.75	5.75	6.50	6.75	6.00	6.29		
Judges Total Program Component Score (factored)															50.63
Deductions:															0.00

x Credit for highlight distribution, base value multiplied by 1.1 < Under-rotated jump

Rank	Name	Nation	Starting Number	Total Segment Score	Total Element Score	Total Program Component Score (factored)							Total Deductions		
6	Kate WANG	USA	31	109.63	58.84	50.79							0.00		
#	Executed Elements	Info	Base Value	GOE	J1	J2	J3	J4	J5	J6	J7	J8	J9	Ref.	Scores of Panel
1	2A		3.30	0.52	0	1	2	1	3	2	0	2	3		3.82
2	3Lz		5.90	0.67	1	1	1	0	1	1	1	2	2		6.57
3	FCSp3		2.80	0.16	0	0	-1	1	1	0	1	1	1		2.96
4	3F		5.30	0.83	1	2	1	2	1	2	1	3	2		6.13
5	LSp4		2.70	0.39	1	1	2	1	2	1	1	2	2		3.09
6	2A		3.30	0.38	0	0	0	2	2	1	1	2	2		3.68
7	StSq3		3.30	0.57	2	2	1	2	2	1	1	2	2		3.87
8	3T+2T		6.05	x 0.60	0	1	1	1	2	2	1	2	2		6.65
9	3F+1Eu+3S<	<	10.16	x -0.98	-2	-2	-3	-1	-2	-1	-2	-2	-2		9.18
10	3Lz+2T		7.92	x 0.67	1	1	1	1	1	1	1	2	2		8.59
11	CCoSp4		3.50	0.80	2	3	2	2	3	2	2	2	3		4.30
			54.23												58.84
Program Components			Factor												
Skating Skills			1.60	6.25	6.25	6.50	7.00	6.50	6.25	6.50	7.00	6.75	6.54		
Transitions			1.60	6.25	6.00	6.00	6.75	6.00	6.00	6.25	6.75	6.25	6.21		
Performance			1.60	5.75	6.50	6.25	6.75	6.50	6.00	6.25	7.00	6.50	6.39		
Composition			1.60	6.00	6.25	6.25	7.00	6.25	6.00	6.25	6.75	6.50	6.32		
Interpretation of the Music			1.60	5.75	6.25	6.25	6.75	6.25	5.75	6.25	7.00	6.50	6.29		
Judges Total Program Component Score (factored)															50.79
Deductions:															0.00

x Credit for highlight distribution, base value multiplied by 1.1 < Under-rotated jump



JUDGES DETAILS PER SKATER

JUNIOR WOMEN FREE SKATING

Rank	Name	Nation	Starting Number	Total Segment Score	Total Element Score	Total Program Component Score (factored)							Total Deductions		
7	Siwoo SONG	KOR	26	106.27	56.97	49.30							0.00		
#	Executed Elements	Info	Base Value	GOE	J1	J2	J3	J4	J5	J6	J7	J8	J9	Ref.	Scores of Panel
1	3Lz+2T+2Lo		8.90	0.76	2	2	1	1	1	1	0	2	1		9.66
2	3F+2Lo		7.00	0.68	2	1	0	1	1	1	1	2	2		7.68
3	3Lo		4.90	0.56	1	0	1	1	1	1	1	2	2		5.46
4	FCSp4		3.20	0.32	1	1	0	-1	1	1	2	1	2		3.52
5	2A		3.30	0.52	1	2	2	1	2	1	1	2	2		3.82
6	3Lz		6.49	x 0.76	2	1	1	1	1	1	1	2	2		7.25
7	3Lo+2T		6.82	x 0.14	0	1	0	0	0	0	0	1	1		6.96
8	LSp4		2.70	0.42	2	0	2	1	2	1	1	2	2		3.12
9	StSq1		1.80	0.26	2	1	1	1	2	1	0	2	2		2.06
10	2A		3.63	x 0.42	2	1	1	1	2	1	1	2	1		4.05
11	CCoSp3		3.00	0.39	2	1	1	1	2	1	1	2	1		3.39
			51.74												56.97
Program Components			Factor												
Skating Skills			1.60	6.25	6.00	6.25	6.25	6.00	5.75	6.00	6.75	6.25	6.14		
Transitions			1.60	6.00	6.00	6.00	6.00	6.25	5.50	6.25	6.50	6.00	6.07		
Performance			1.60	6.25	6.50	6.50	6.00	6.25	5.75	6.00	6.25	6.25	6.21		
Composition			1.60	6.25	6.25	6.25	6.25	6.50	5.75	5.50	6.50	6.25	6.21		
Interpretation of the Music			1.60	6.50	6.25	6.25	6.25	6.25	5.75	5.75	6.50	6.00	6.18		
Judges Total Program Component Score (factored)															49.30
Deductions:															0.00

x Credit for highlight distribution, base value multiplied by 1.1

Rank	Name	Nation	Starting Number	Total Segment Score	Total Element Score	Total Program Component Score (factored)							Total Deductions			
8	Chaebin HWANG	KOR	28	103.04	53.69	50.35							-1.00			
#	Executed Elements	Info	Base Value	GOE	J1	J2	J3	J4	J5	J6	J7	J8	J9	Ref.	Scores of Panel	
1	3Lze	e	4.72	-2.36	-5	-5	-5	-5	-5	-5	-5	-5	-5		2.36	
2	3F		5.30	0.83	2	1	1	1	1	2	2	3	2		6.13	
3	3S+2T		5.60	0.43	1	1	1	1	1	1	1	2	1		6.03	
4	2A+3T		7.50	0.78	2	2	1	2	1	2	2	2	2		8.28	
5	FCSp3		2.80	0.48	2	2	2	1	1	2	2	2	1		3.28	
6	3S+2T+2Lo		8.03	x 0.74	2	2	2	2	1	1	1	2	2		8.77	
7	3T		4.62	x -1.26	-3	-2	-3	-3	-3	-3	-3	-3	-3		3.36	
8	2A		3.63	x 0.42	1	1	2	1	1	2	1	2	1		4.05	
9	LSp4		2.70	0.66	2	2	3	3	3	3	2	2	2		3.36	
10	StSq3		3.30	0.57	2	3	2	1	2	1	1	2	2		3.87	
11	CCoSp4		3.50	0.70	2	2	2	2	3	2	2	2	2		4.20	
			51.70												53.69	
Program Components			Factor													
Skating Skills			1.60	6.25	6.25	6.50	6.50	6.00	6.00	6.25	6.75	6.00	6.25	6.14		
Transitions			1.60	6.25	6.25	6.00	6.50	6.00	5.75	6.25	6.50	5.75	6.14			
Performance			1.60	6.50	6.75	6.50	6.00	6.50	6.00	6.50	6.75	6.25	6.43			
Composition			1.60	6.25	6.75	6.00	6.50	6.25	6.00	6.25	6.75	6.00	6.29			
Interpretation of the Music			1.60	6.50	6.75	6.00	6.75	6.25	5.75	6.50	6.50	6.00	6.36			
Judges Total Program Component Score (factored)															50.35	
Deductions:															-1.00	
Falls															(1)	

e Wrong edge x Credit for highlight distribution, base value multiplied by 1.1



JUDGES DETAILS PER SKATER

JUNIOR WOMEN FREE SKATING

Rank	Name	Nation	Starting Number	Total Segment Score	Total Element Score	Total Program Component Score (factored)							Total Deductions		
9	Janna JYRKINEN	FIN	19	102.12	56.58	45.54							0.00		
#	Executed Elements	Info	Base Value	GOE	J1	J2	J3	J4	J5	J6	J7	J8	J9	Ref.	Scores of Panel
1	3F		5.30	0.23	0	1	0	1	0	1	0	1	0		5.53
2	3Lz+3T		10.10	-1.60	-3	-3	-3	-2	-2	-3	-3	-2	-3		8.50
3	2A		3.30	0.42	0	2	1	1	2	2	0	2	1		3.72
4	FCoSp3		2.50	0.32	1	1	2	1	2	1	0	1	2		2.82
5	3Lz		5.90	1.10	1	2	2	1	2	2	2	2	2		7.00
6	2Lo		1.87	x 0.19	0	1	1	1	2	2	1	1	1		2.06
7	3Lo+1Eu+3Sq	q	10.67	x -0.70	-2	-1	-2	-1	-1	-2	-1	-1	-2		9.97
8	2A+2T		5.06	x 0.19	0	0	0	1	2	1	1	1	0		5.25
9	LSp4		2.70	0.62	2	2	3	3	2	3	2	2	2		3.32
10	StSq3		3.30	0.71	3	3	2	2	2	2	1	2	2		4.01
11	CCoSp4		3.50	0.90	3	3	2	2	3	3	2	2	3		4.40
			54.20												56.58
Program Components				Factor											
Skating Skills				1.60	6.00	6.25	5.50	6.00	6.00	5.75	5.75	5.50	5.75	5.82	
Transitions				1.60	5.50	6.00	5.25	5.50	5.75	5.50	5.50	5.25	5.50	5.50	
Performance				1.60	5.75	6.50	5.75	5.75	6.00	5.75	5.50	5.50	5.75	5.75	
Composition				1.60	5.50	6.50	5.50	5.75	6.00	5.75	5.75	5.25	5.50	5.68	
Interpretation of the Music				1.60	6.00	6.50	5.75	5.75	5.75	5.50	5.50	5.50	5.75	5.71	
Judges Total Program Component Score (factored)														45.54	
Deductions:														0.00	

x Credit for highlight distribution, base value multiplied by 1.1 q Jump landed on the quarter

Rank	Name	Nation	Starting Number	Total Segment Score	Total Element Score	Total Program Component Score (factored)							Total Deductions		
10	Sara-Maude DUPUIS	CAN	29	90.14	43.08	48.06							-1.00		
#	Executed Elements	Info	Base Value	GOE	J1	J2	J3	J4	J5	J6	J7	J8	J9	Ref.	Scores of Panel
1	3Lz<	<	4.72	-2.36	-5	-5	-5	-5	-5	-5	-5	-5	-5		2.36
2	3T+3T		8.40	0.96	3	2	2	2	2	3	3	2	2		9.36
3	3Lo		4.90	-0.35	-2	-1	0	-2	-1	0	0	-1	0		4.55
4	3F		5.30	-0.15	0	-1	-1	-1	0	0	0	1	0		5.15
5	FCCoSp4		3.50	0.55	1	2	2	1	2	1	1	2	2		4.05
6	3Loq+1T	q	5.83	x -0.98	-2	-2	-2	-2	-2	-2	-2	-2	-2		4.85
7	2A		3.63	x 0.52	0	2	2	2	1	2	1	2	1		4.15
8	1S		0.44	x -0.03	-2	-1	0	0	-1	-1	0	-1	-1		0.41
9	FSSp2		2.30	-0.07	-1	-1	-1	0	0	0	1	0	0		2.23
10	StSq2		2.60	0.33	2	1	1	2	1	1	2	1	1		2.93
11	CCoSp3		3.00	0.04	0	0	1	2	0	0	0	0	0		3.04
			44.62												43.08
Program Components				Factor											
Skating Skills				1.60	5.75	5.75	6.50	7.00	6.00	5.50	6.50	6.00	6.00	6.07	
Transitions				1.60	5.50	5.50	6.25	6.75	5.50	5.25	6.50	5.75	5.75	5.82	
Performance				1.60	5.75	5.75	6.25	6.75	5.75	5.50	6.50	6.00	6.00	6.00	
Composition				1.60	5.50	6.00	6.25	7.00	5.75	5.50	7.00	5.75	6.00	6.04	
Interpretation of the Music				1.60	5.75	6.00	6.75	7.25	5.75	5.50	7.00	5.75	5.75	6.11	
Judges Total Program Component Score (factored)														48.06	
Deductions:														-1.00	
Falls				-1.00	(1)										

< Under-rotated jump x Credit for highlight distribution, base value multiplied by 1.1 q Jump landed on the quarter



JUDGES DETAILS PER SKATER

JUNIOR WOMEN FREE SKATING

Rank	Name	Nation	Starting Number	Total Segment Score	Total Element Score	Total Program Component Score (factored)							Total Deductions		
11	Regina SCHERMANN	HUN	16	87.74	45.19	43.55							-1.00		
#	Executed Elements	Info	Base Value	GOE	J1	J2	J3	J4	J5	J6	J7	J8	J9	Ref.	Scores of Panel
1	2A		3.30	0.42	1	1	2	1	2	1	1	2	1		3.72
2	3Lz+2T		7.20	0.51	1	2	1	0	1	1	1	1	0		7.71
3	3T+1Eu+2S		6.00	0.42	0	1	1	1	1	1	1	1	1		6.42
4	3Lz		5.90	-1.52	-3	-2	-2	-3	-3	-3	-2	-2	-3		4.38
5	CCoSp4		3.50	0.90	2	3	3	2	3	3	3	2	2		4.40
6	3Lo<	<	4.31	x -0.89	-3	-2	-2	-3	-3	-2	-2	-2	-2		3.42
7	3T<<	<<	1.43	x -0.65	-5	-5	-5	-5	-5	-5	-5	-5	-5		0.78
8	StSq2		2.60	0.37	2	2	1	1	1	0	2	2	1		2.97
9	2A+2T		5.06	x 0.24	1	0	1	1	1	0	1	1	0		5.30
10	FCoSp4		3.50	0.50	2	1	1	1	3	2	2	1	0		4.00
11	LSp3		2.40	-0.31	-2	-3	-2	-1	-1	-1	-1	-1	-1		2.09
			45.20											45.19	
Program Components				Factor											
Skating Skills				1.60	5.50	5.75	5.50	5.50	5.50	5.25	6.25	5.50	5.50		5.54
Transitions				1.60	4.75	5.25	5.00	5.50	5.75	5.25	6.25	5.25	5.50		5.36
Performance				1.60	5.25	5.50	5.25	5.00	5.75	5.00	6.25	5.50	5.25		5.36
Composition				1.60	5.00	5.50	5.50	5.50	6.00	5.25	6.50	5.50	5.75		5.57
Interpretation of the Music				1.60	5.25	5.00	5.50	5.50	5.75	5.00	6.25	5.25	5.50		5.39
Judges Total Program Component Score (factored)														43.55	
Deductions:				Falls	-1.00 (1)									-1.00	

x Credit for highlight distribution, base value multiplied by 1.1 < Under-rotated jump << Downgraded jump

Rank	Name	Nation	Starting Number	Total Segment Score	Total Element Score	Total Program Component Score (factored)							Total Deductions		
12	Boin MOON	KOR	27	87.00	40.62	48.38							-2.00		
#	Executed Elements	Info	Base Value	GOE	J1	J2	J3	J4	J5	J6	J7	J8	J9	Ref.	Scores of Panel
1	3Lze<	<	3.54	-1.77	-5	-5	-5	-5	-5	-5	-5	-5	-5		1.77
2	2A+2T		4.60	0.38	0	1	2	0	1	2	1	2	1		4.98
3	3F<+2T	<	5.54	-0.97	-2	-2	-3	-3	-3	-2	-2	-1	-2		4.57
4	3S		4.30	0.68	1	1	2	1	1	2	2	2	2		4.98
5	LSp3		2.40	0.51	2	2	2	2	2	2	2	3	3		2.91
6	FCoSp4		3.50	0.40	2	1	-1	0	0	2	1	2	2		3.90
7	3F<	<	4.66	x -2.12	-5	-5	-5	-5	-5	-5	-5	-5	-5		2.54
8	3S+REP		3.31	x 0.49	1	1	0	0	1	2	1	3	2		3.80
9	2A		3.63	x 0.33	1	1	1	1	0	1	1	2	1		3.96
10	StSq2		2.60	0.56	3	2	2	2	2	2	2	3	2		3.16
11	CCoSp4		3.50	0.55	1	1	1	-1	2	2	2	2	2		4.05
			41.58											40.62	
Program Components				Factor											
Skating Skills				1.60	5.75	5.75	6.50	6.00	5.75	6.50	6.00	6.50	6.50		6.14
Transitions				1.60	6.00	5.50	6.00	5.75	5.75	5.75	6.25	6.75	6.25		5.96
Performance				1.60	6.00	5.75	6.25	5.50	5.50	6.00	6.00	6.75	5.75		5.89
Composition				1.60	5.75	5.75	6.00	6.00	6.00	6.25	6.50	6.50	6.50		6.14
Interpretation of the Music				1.60	6.00	6.00	6.50	5.75	5.75	6.25	6.25	6.50	6.00		6.11
Judges Total Program Component Score (factored)														48.38	
Deductions:				Falls	-2.00 (2)									-2.00	

e Wrong edge < Under-rotated jump x Credit for highlight distribution, base value multiplied by 1.1 REP Jump repetition



JUDGES DETAILS PER SKATER

JUNIOR WOMEN FREE SKATING

Rank	Name	Nation	Starting Number	Total Segment Score	Total Element Score	Total Program Component Score (factored)							Total Deductions			
13	Mariia SENIUK	ISR	24	86.42	48.50	38.92							-1.00			
#	Executed Elements	Info	Base Value	GOE	J1	J2	J3	J4	J5	J6	J7	J8	J9	Ref.	Scores of Panel	
1	3Lz+2T		7.20	0.25	0	-1	-1	1	1	0	1	1	1		7.45	
2	3F!	!	5.30	-0.45	-1	-1	-2	-1	-1	0	-1	0	-1		4.85	
3	3Lo+1Eu+2F		7.20	-0.28	-1	-1	-1	0	0	-1	-1	1	0		6.92	
4	CCoSp4		3.50	0.35	1	1	1	1	1	0	1	1	1		3.85	
5	2A		3.30	0.00	0	0	0	0	0	0	0	0	0		3.30	
6	3Lz<	<	5.19	x -2.36	-5	-5	-5	-5	-5	-5	-5	-5	-5		2.83	
7	StSq2		2.60	0.11	1	1	0	1	0	0	0	2	0		2.71	
8	3Lo+2T		6.82	x 0.00	0	0	0	0	0	0	0	1	0		6.82	
9	2A		3.63	x 0.00	0	0	-2	0	0	0	0	0	0		3.63	
10	FSSp3		2.60	0.26	1	1	1	2	1	1	1	1	1		2.86	
11	LSp4		2.70	0.58	2	3	2	3	2	2	2	2	2		3.28	
			50.04												48.50	
Program Components				Factor												
Skating Skills				1.60	5.25	5.25	5.25	5.75	5.00	5.00	5.00	5.75	5.25		5.25	
Transitions				1.60	4.50	4.75	4.75	5.00	4.50	4.25	4.25	5.75	4.75		4.64	
Performance				1.60	5.00	4.50	4.75	5.25	4.75	4.50	4.50	5.50	5.25		4.86	
Composition				1.60	4.75	4.75	5.00	5.25	4.50	4.25	4.25	5.50	5.00		4.79	
Interpretation of the Music				1.60	5.00	4.75	5.25	5.00	4.25	4.25	4.25	5.50	5.00		4.79	
Judges Total Program Component Score (factored)														38.92		
Deductions:				Falls	-1.00	(1)										-1.00

! Not clear edge x Credit for highlight distribution, base value multiplied by 1.1 < Under-rotated jump

Rank	Name	Nation	Starting Number	Total Segment Score	Total Element Score	Total Program Component Score (factored)							Total Deductions					
14	Mariia ANDRIICHUK	UKR	23	85.50	47.10	40.40							-2.00					
#	Executed Elements	Info	Base Value	GOE	J1	J2	J3	J4	J5	J6	J7	J8	J9	Ref.	Scores of Panel			
1	2A+3T		7.50	-0.72	-1	-3	-2	-2	-1	-2	-2	0	-2		6.78			
2	3Lz+1Eu+3S		10.70	0.51	0	0	0	2	1	1	2	1	1		11.21			
3	3S		4.30	0.00	0	0	0	0	0	0	0	0	0		4.30			
4	3Lz		5.90	-1.77	-4	-3	-3	-3	-3	-3	-2	-3	-3		4.13			
5	3Lo		5.39	x -2.45	-5	-5	-5	-5	-5	-5	-5	-5	-5		2.94			
6	2F		1.98	x -0.54	-3	-3	-3	-3	-3	-3	-3	-3	-3		1.44			
7	2A+2T		5.06	x -0.24	-2	-1	-1	0	0	-1	-1	0	-1		4.82			
8	FSSp4		3.00	0.21	0	0	0	1	2	1	0	1	2		3.21			
9	LSp3		2.40	-0.31	-3	-2	-2	0	0	-1	-2	-1	-1		2.09			
10	StSq2		2.60	-0.07	0	-1	0	0	1	-2	-1	0	0		2.53			
11	CCoSp4		3.50	0.15	0	0	0	1	1	0	0	1	1		3.65			
			52.33												47.10			
Program Components				Factor														
Skating Skills				1.60	5.00	5.50	5.50	5.75	5.50	5.25	5.50	5.50	5.50		5.46			
Transitions				1.60	4.50	5.00	5.00	5.50	5.25	5.00	4.75	5.25	5.25		5.07			
Performance				1.60	4.75	4.50	4.75	5.25	5.00	4.25	4.75	5.25	5.00		4.86			
Composition				1.60	4.50	4.75	5.00	5.50	5.25	5.00	4.75	5.50	5.25		5.07			
Interpretation of the Music				1.60	4.75	4.50	4.75	5.50	5.00	3.75	4.50	5.00	5.00		4.79			
Judges Total Program Component Score (factored)														40.40				
Deductions:				Time violation	-1.00	Falls	-1.00	(1)										-2.00

x Credit for highlight distribution, base value multiplied by 1.1



JUDGES DETAILS PER SKATER

JUNIOR WOMEN FREE SKATING

Rank	Name	Nation	Starting Number	Total Segment Score	Total Element Score	Total Program Component Score (factored)							Total Deductions		
15	Chiara HRISTOVA	BUL	10	83.51	45.06	38.45							0.00		
#	Executed Elements	Info	Base Value	GOE	J1	J2	J3	J4	J5	J6	J7	J8	J9	Ref.	Scores of Panel
1	3Lz+2T		7.20	0.76	2	0	1	1	1	2	1	2	1		7.96
2	3Lo		4.90	0.56	1	1	1	2	1	1	2	1	1		5.46
3	3F		5.30	0.15	0	0	0	1	0	0	1	1	0		5.45
4	SSp4		2.50	0.50	1	2	2	2	2	2	2	2	2		3.00
5	2Lz		2.10	0.09	0	0	1	0	0	1	1	1	0		2.19
6	2S+2T		2.86	x 0.04	0	0	0	1	0	0	1	1	0		2.90
7	2A+1Eu+2S		5.61	x 0.05	0	0	0	1	0	0	0	1	0		5.66
8	StSq2		2.60	0.11	0	1	1	1	0	0	-1	1	0		2.71
9	3S		4.73	x 0.43	1	1	1	1	1	1	1	2	0		5.16
10	FCSp2		2.30	0.20	0	1	2	0	1	1	1	2	0		2.50
11	CCoSp2		2.50	-0.43	-2	-2	-2	-1	-2	-1	-1	-2	-2		2.07
			42.60											45.06	
Program Components			Factor												
Skating Skills			1.60	5.25	5.50	5.25	5.50	4.75	5.25	5.25	5.00	4.75	5.18		
Transitions			1.60	4.50	5.25	4.75	5.25	4.50	4.25	4.25	4.75	4.75	4.68		
Performance			1.60	4.75	5.25	5.25	5.25	4.50	4.75	4.50	4.75	4.50	4.82		
Composition			1.60	4.75	5.25	4.50	5.50	4.50	4.75	4.25	4.50	4.75	4.71		
Interpretation of the Music			1.60	4.75	5.25	5.00	5.50	4.50	4.25	4.25	4.50	4.25	4.64		
Judges Total Program Component Score (factored)															38.45
Deductions:														0.00	

x Credit for highlight distribution, base value multiplied by 1.1

Rank	Name	Nation	Starting Number	Total Segment Score	Total Element Score	Total Program Component Score (factored)							Total Deductions		
16	Emelie LING	SWE	22	82.29	36.09	47.20							-1.00		
#	Executed Elements	Info	Base Value	GOE	J1	J2	J3	J4	J5	J6	J7	J8	J9	Ref.	Scores of Panel
1	3T+2T		5.50	1.02	2	2	3	2	2	3	3	3	2		6.52
2	2S+2T		2.60	0.00	0	0	0	-2	0	1	0	0	0		2.60
3	3T<<	<<	1.30	-0.65	-5	-5	-5	-5	-5	-5	-5	-5	-5		0.65
4	1A		1.10	0.03	0	0	0	0	1	1	0	1	0		1.13
5	CCoSp4		3.50	0.95	3	3	2	1	3	3	3	2	3		4.45
6	2A<<+1Eu+2F	<	5.43	x -1.02	-3	-4	-4	-5	-4	-3	-4	-3	-5		4.41
7	3S		4.73	x -1.11	-3	-3	-3	-2	-4	-2	-3	-2	-2		3.62
8	2Lz		2.31	x 0.33	0	1	2	1	2	2	1	2	2		2.64
9	FCSSp4		3.00	0.56	2	2	2	1	3	2	2	2	1		3.56
10	StSq2		2.60	0.52	2	3	2	2	2	1	3	1	2		3.12
11	LSp4		2.70	0.69	2	3	3	3	2	2	3	3	2		3.39
			34.77											36.09	
Program Components			Factor												
Skating Skills			1.60	5.50	5.75	6.25	6.00	6.25	5.75	6.00	5.75	6.00	5.93		
Transitions			1.60	5.75	5.75	5.75	6.00	6.00	5.25	6.00	5.75	5.50	5.79		
Performance			1.60	5.50	6.25	5.75	5.75	5.75	5.75	6.00	5.50	5.75	5.75		
Composition			1.60	5.50	6.25	6.25	5.75	6.25	5.75	6.50	5.50	6.00	5.96		
Interpretation of the Music			1.60	5.75	6.50	6.25	6.00	6.00	6.00	6.50	5.75	6.00	6.07		
Judges Total Program Component Score (factored)															47.20
Deductions:			Falls	-1.00	(1)										-1.00

<< Downgraded jump x Credit for highlight distribution, base value multiplied by 1.1 < Under-rotated jump



JUDGES DETAILS PER SKATER

JUNIOR WOMEN FREE SKATING

Rank	Name	Nation	Starting Number	Total Segment Score	Total Element Score	Total Program Component Score (factored)							Total Deductions			
17	Emily SAARI	AUT	18	82.19	41.60	41.59							-1.00			
#	Executed Elements	Info	Base Value	GOE	J1	J2	J3	J4	J5	J6	J7	J8	J9	Ref.	Scores of Panel	
1	3Lz+2T		7.20	1.01	2	2	0	1	2	1	2	2	2		8.21	
2	3T+1Eu+2S		6.00	0.42	2	1	1	0	1	1	1	1	1		6.42	
3	2F+2T		3.10	0.18	0	1	1	1	1	1	1	1	2		3.28	
4	LSp4		2.70	0.08	0	0	1	0	0	0	1	0	1		2.78	
5	2A		3.30	-0.61	-2	-2	-2	-2	-2	-1	-1	-2	-2		2.69	
6	3T		4.62	x 0.00	0	-1	0	-1	1	0	0	1	0		4.62	
7	2Lz		2.31	x 0.18	0	0	1	0	1	2	1	1	2		2.49	
8	StSq1		1.80	0.13	0	1	1	1	1	0	0	1	1		1.93	
9	3S<	<	3.78	x -1.72	-5	-5	-5	-5	-5	-5	-5	-5	-5		2.06	
10	FSSp4		3.00	0.17	0	1	0	1	1	1	0	0	1		3.17	
11	CCoSp4		3.50	0.45	1	1	1	1	2	2	1	1	2		3.95	
			41.31												41.60	
Program Components				Factor												
Skating Skills				1.60	5.25	5.50	5.50	5.75	5.25	5.50	5.50	5.50	5.25	5.43		
Transitions				1.60	4.50	5.00	5.00	5.50	5.00	4.50	5.25	5.25	5.00	5.00		
Performance				1.60	4.75	5.50	5.50	5.25	5.25	4.50	5.50	5.00	5.25	5.21		
Composition				1.60	4.75	5.25	5.00	5.50	5.25	4.75	5.50	5.25	5.00	5.14		
Interpretation of the Music				1.60	5.00	5.50	5.50	5.50	5.00	4.00	5.25	5.25	5.00	5.21		
Judges Total Program Component Score (factored)														41.59		
Deductions:				Falls	-1.00	(1)										-1.00

x Credit for highlight distribution, base value multiplied by 1.1 < Under-rotated jump

Rank	Name	Nation	Starting Number	Total Segment Score	Total Element Score	Total Program Component Score (factored)							Total Deductions			
18	Julia van DIJK	NED	21	80.06	39.57	41.49							-1.00			
#	Executed Elements	Info	Base Value	GOE	J1	J2	J3	J4	J5	J6	J7	J8	J9	Ref.	Scores of Panel	
1	3Lz		5.90	-2.95	-5	-5	-5	-5	-5	-5	-5	-5	-5		2.95	
2	2A+1Eu+1S		4.20	-0.09	-2	0	0	-2	0	0	0	1	0		4.11	
3	CCoSp4		3.50	0.50	2	2	2	0	2	1	0	2	1		4.00	
4	StSq2		2.60	0.22	1	1	1	0	2	-1	1	1	1		2.82	
5	3Lzq+REP	q	4.13	-1.18	-3	-2	-2	-2	-2	-2	-2	-2	-2		2.95	
6	3F<	<	4.24	-2.12	-4	-5	-5	-5	-5	-5	-5	-5	-5		2.12	
7	3Loq+2T	q	6.82	x -1.12	-3	-2	-4	-2	-3	-2	-2	-2	-2		5.70	
8	LSp3		2.40	0.34	1	1	2	0	2	1	1	2	2		2.74	
9	3Lo		5.39	x 0.07	0	0	-1	0	0	0	0	1	1		5.46	
10	2A+2T		5.06	x 0.05	0	0	0	1	0	0	0	0	1		5.11	
11	FCCoSp1V		1.50	0.11	0	2	1	1	0	1	1	0	1		1.61	
			45.74												39.57	
Program Components				Factor												
Skating Skills				1.60	5.25	5.50	5.50	5.50	5.00	5.25	5.50	5.75	5.25	5.39		
Transitions				1.60	5.00	5.25	5.25	5.00	5.00	5.00	5.75	5.25	5.00	5.11		
Performance				1.60	4.75	5.25	5.50	5.00	4.75	4.50	5.50	5.00	5.25	5.07		
Composition				1.60	4.75	5.50	5.25	5.25	5.00	4.75	6.25	5.25	5.25	5.18		
Interpretation of the Music				1.60	5.00	5.50	5.75	5.00	4.75	4.75	6.00	5.00	5.25	5.18		
Judges Total Program Component Score (factored)														41.49		
Deductions:				Falls	-1.00	(1)										-1.00

q Jump landed on the quarter REP Jump repetition < Under-rotated jump x Credit for highlight distribution, base value multiplied by 1.1



JUDGES DETAILS PER SKATER

JUNIOR WOMEN FREE SKATING

Rank	Name	Nation	Starting Number	Total Segment Score	Total Element Score	Total Program Component Score (factored)							Total Deductions		
19	Dorotea LEITGEB	AUT	12	79.74	39.58	40.16							0.00		
#	Executed Elements	Info	Base Value	GOE	J1	J2	J3	J4	J5	J6	J7	J8	J9	Ref.	Scores of Panel
1	2A		3.30	0.28	1	1	1	1	1	0	1	1	0		3.58
2	3T+1Eu+2S		6.00	-0.12	0	0	-1	0	0	0	-1	0	-1		5.88
3	3S		4.30	-1.29	-3	-3	-2	-3	-3	-3	-3	-3	-3		3.01
4	3T+2T		5.50	0.30	1	0	0	1	1	0	1	1	1		5.80
5	2A		3.30	0.19	0	1	1	1	1	0	0	1	0		3.49
6	FCCoSp4		3.50	0.55	2	1	1	1	2	2	2	1	2		4.05
7	2F+2Lo<	<	3.48	x -0.77	-3	-4	-5	-4	-4	-5	-5	-4	-4		2.71
8	LSp4		2.70	0.50	2	2	2	1	2	2	1	2	2		3.20
9	StSq1		1.80	0.28	2	2	2	2	1	1	1	2	1		2.08
10	2F		1.98	x 0.00	0	0	0	0	0	0	0	0	0		1.98
11	CCoSp4		3.50	0.30	1	1	1	1	1	0	0	1	1		3.80
			39.36												39.58
Program Components			Factor												
Skating Skills			1.60	5.25	5.25	5.25	5.25	5.00	4.75	5.25	4.75	4.75	5.07		
Transitions			1.60	4.75	5.00	5.00	5.00	4.75	4.75	5.25	4.50	4.50	4.82		
Performance			1.60	5.00	5.50	5.50	5.00	5.00	4.75	5.50	4.75	5.00	5.11		
Composition			1.60	4.75	5.25	5.00	5.00	5.25	4.75	5.50	4.75	4.75	4.96		
Interpretation of the Music			1.60	5.25	5.50	5.50	5.25	5.00	4.50	5.25	4.75	5.00	5.14		
Judges Total Program Component Score (factored)														40.16	
Deductions:															0.00

x Credit for highlight distribution, base value multiplied by 1.1 < Under-rotated jump

Rank	Name	Nation	Starting Number	Total Segment Score	Total Element Score	Total Program Component Score (factored)							Total Deductions		
20	Julija LOVRENCIC	SLO	17	78.14	41.20	39.94							-3.00		
#	Executed Elements	Info	Base Value	GOE	J1	J2	J3	J4	J5	J6	J7	J8	J9	Ref.	Scores of Panel
1	3S+2T		5.60	0.18	1	0	0	1	1	0	0	1	0		5.78
2	3S<	<	3.44	-1.72	-5	-5	-5	-5	-5	-5	-5	-5	-5		1.72
3	CCoSp4		3.50	0.75	2	1	2	3	3	2	2	3	1		4.25
4	3T+2T		5.50	-0.42	-2	-1	-1	-1	-2	-1	-1	0	0		5.08
5	3T<	<	3.36	-1.68	-5	-5	-5	-5	-5	-5	-5	-5	-5		1.68
6	FCCoSp4		3.50	0.90	2	3	2	3	3	4	2	3	2		4.40
7	2A		3.63	x 0.19	0	1	1	1	1	0	0	2	0		3.82
8	2Lz!+1Eu+2F	!	4.84	x -0.27	-2	-1	-1	-1	0	-1	-2	-1	-2		4.57
9	2A		3.63	x 0.09	0	0	0	0	1	1	0	1	0		3.72
10	StSq3		3.30	0.33	2	1	1	1	1	1	-1	2	0		3.63
11	LSp4		2.70	-0.15	0	-1	-1	1	-2	0	-1	-1	0		2.55
			43.00												41.20
Program Components			Factor												
Skating Skills			1.60	5.00	5.25	5.25	5.75	5.25	5.00	5.25	5.00	4.75	5.14		
Transitions			1.60	4.50	5.00	4.75	5.25	5.00	4.75	5.00	4.75	4.50	4.82		
Performance			1.60	4.75	5.00	5.00	5.00	5.00	4.75	5.25	5.00	4.25	4.93		
Composition			1.60	4.75	5.00	5.25	5.50	5.25	5.00	5.25	4.75	4.75	5.04		
Interpretation of the Music			1.60	4.75	5.25	5.25	5.50	5.00	4.75	5.50	4.75	4.50	5.04		
Judges Total Program Component Score (factored)														39.94	
Deductions:															-3.00
Falls															(3)

< Under-rotated jump x Credit for highlight distribution, base value multiplied by 1.1 ! Not clear edge



JUDGES DETAILS PER SKATER

JUNIOR WOMEN FREE SKATING

Rank	Name	Nation	Starting Number	Total Segment Score	Total Element Score	Total Program Component Score (factored)							Total Deductions		
21	Karolina BIALAS	POL	5	76.68	38.62	38.06							0.00		
#	Executed Elements	Info	Base Value	GOE	J1	J2	J3	J4	J5	J6	J7	J8	J9	Ref.	Scores of Panel
1	3F<+2T	<	5.54	-0.97	-2	-1	-4	-2	-3	-2	-3	-2	-2		4.57
2	3F		5.30	-0.61	-1	-1	-3	-1	-2	-1	-1	-1	-1		4.69
3	3Loq	q	4.90	-1.89	-3	-4	-4	-2	-5	-5	-4	-3	-4		3.01
4	3S<	<	3.44	-1.57	-3	-4	-5	-4	-5	-5	-5	-4	-5		1.87
5	CSp2		1.80	0.05	1	0	-1	1	0	0	1	0	0		1.85
6	3T+2T<	<	5.24	-1.14	-3	-2	-4	-2	-4	-3	-3	-2	-2		4.10
7	2A+1Eu+2S		5.10	0.00	0	0	0	0	0	0	-3	0	0		5.10
8	StSq2		2.60	0.30	1	2	1	1	1	2	1	1	1		2.90
9	2A	x	3.63	-0.90	-3	-3	-2	-1	-3	-3	-3	-2	-3		2.73
10	CCoSp4		3.50	0.55	2	2	1	1	2	1	2	1	2		4.05
11	FCCoSp4		3.50	0.25	1	1	1	1	1	1	0	0	0		3.75
			44.55												38.62
Program Components			Factor												
Skating Skills			1.60	4.75	5.25	4.50	5.00	5.25	4.75	5.25	4.50	5.00		4.93	
Transitions			1.60	4.25	5.00	4.00	4.75	5.00	4.75	4.50	4.25	4.75		4.61	
Performance			1.60	4.50	5.00	4.25	4.50	5.50	4.50	4.75	4.50	4.75		4.64	
Composition			1.60	4.50	5.25	4.25	4.75	5.25	5.00	4.75	4.25	5.00		4.79	
Interpretation of the Music			1.60	4.50	5.25	4.25	5.00	5.50	4.75	4.75	4.50	5.00		4.82	
Judges Total Program Component Score (factored)															38.06
Deductions:															
0.00															

< Under-rotated jump q Jump landed on the quarter x Credit for highlight distribution, base value multiplied by 1.1

Rank	Name	Nation	Starting Number	Total Segment Score	Total Element Score	Total Program Component Score (factored)							Total Deductions		
22	Weronika FERLIN	POL	13	74.88	39.67	36.21							-1.00		
#	Executed Elements	Info	Base Value	GOE	J1	J2	J3	J4	J5	J6	J7	J8	J9	Ref.	Scores of Panel
1	2A		3.30	-0.42	-1	-1	-2	-1	-2	-1	-1	-2	-1		2.88
2	3S+2T		5.60	0.74	2	2	1	1	2	2	2	2	1		6.34
3	3T		4.20	-2.10	-5	-5	-5	-5	-5	-5	-5	-5	-5		2.10
4	3T+2T		5.50	-1.98	-4	-4	-5	-5	-5	-5	-5	-4	-5		3.52
5	2F		1.80	0.10	0	1	0	0	1	1	1	1	0		1.90
6	FCCoSp4		3.50	-0.15	0	0	-2	-1	0	0	-1	0	-1		3.35
7	3S	x	4.73	0.43	1	1	1	0	1	1	2	1	1		5.16
8	2F+2Lo+2Lo	x	5.72	0.08	0	1	0	1	0	1	1	0	0		5.80
9	CCoSp4		3.50	-0.15	-1	-1	0	0	-1	0	-3	0	0		3.35
10	FSSp3		2.60	0.11	0	0	1	1	1	0	0	1	0		2.71
11	StSq2		2.60	-0.04	0	0	0	0	0	0	-3	0	-1		2.56
			43.05												39.67
Program Components			Factor												
Skating Skills			1.60	4.75	5.00	5.25	5.00	4.75	4.50	4.50	4.75	4.50		4.75	
Transitions			1.60	4.25	4.50	4.50	4.50	4.75	3.75	4.25	4.50	4.25		4.39	
Performance			1.60	4.50	4.75	4.50	4.75	4.75	4.25	4.25	4.25	4.00		4.46	
Composition			1.60	4.50	4.75	4.75	4.75	5.00	4.25	4.25	4.50	4.50		4.57	
Interpretation of the Music			1.60	4.75	5.00	5.00	4.75	4.50	3.75	4.00	4.50	3.75		4.46	
Judges Total Program Component Score (factored)															36.21
Deductions:															
Falls -1.00 (1)															
-1.00															

x Credit for highlight distribution, base value multiplied by 1.1



JUDGES DETAILS PER SKATER

JUNIOR WOMEN FREE SKATING

Rank	Name	Nation	Starting Number	Total Segment Score	Total Element Score	Total Program Component Score (factored)							Total Deductions			
23	Aya HATAKAWA	GER	15	68.94	29.54	42.40							-3.00			
#	Executed Elements	Info	Base Value	GOE	J1	J2	J3	J4	J5	J6	J7	J8	J9	Ref.	Scores of Panel	
1	LSp4		2.70	0.39	1	1	2	2	2	1	2	1	1		3.09	
2	3Lz<	<	4.72	-2.36	-5	-5	-5	-5	-5	-5	-5	-5	-5		2.36	
3	2A+1Eu+2S		5.10	-1.04	-4	-3	-3	-2	-4	-3	-4	-2	-3		4.06	
4	3Lo<<	<<	1.70	-0.85	-5	-5	-5	-5	-5	-5	-5	-5	-5		0.85	
5	3Tq	q	4.20	-1.44	-4	-3	-4	-3	-4	-3	-4	-3	-3		2.76	
6	3Lz<+REP	<	3.63	x -2.36	-5	-5	-5	-5	-5	-5	-5	-5	-5		1.27	
7	2A		3.63	x 0.28	0	0	1	1	1	1	2	2	0		3.91	
8	2S		1.43	x 0.02	-1	0	0	0	0	1	0	1	0		1.45	
9	CCoSp4		3.50	0.50	1	1	1	1	2	2	2	2	1		4.00	
10	StSq2		2.60	0.37	2	2	2	1	1	-1	1	2	1		2.97	
11	FSSp3		2.60	0.22	1	0	1	1	1	1	2	1	0		2.82	
			35.81												29.54	
Program Components			Factor													
Skating Skills			1.60	5.25	5.75	5.50	5.75	5.50	5.25	5.50	5.25	6.00			5.50	
Transitions			1.60	5.00	5.25	5.00	5.00	5.50	5.00	5.75	5.50	6.25			5.29	
Performance			1.60	5.00	5.25	5.00	4.75	4.75	4.50	5.25	5.25	5.00			5.00	
Composition			1.60	5.25	5.50	5.00	5.50	5.75	5.00	6.25	5.25	6.00			5.46	
Interpretation of the Music			1.60	5.25	5.25	5.50	5.25	5.00	4.50	5.50	5.25	5.25			5.25	
Judges Total Program Component Score (factored)															42.40	
Deductions:			Falls	-3.00	(3)											-3.00

< Under-rotated jump << Downgraded jump q Jump landed on the quarter x Credit for highlight distribution, base value multiplied by 1.1 REP Jump repetition

Rank	Name	Nation	Starting Number	Total Segment Score	Total Element Score	Total Program Component Score (factored)							Total Deductions			
24	Vlada VASILIEV	AUS	14	68.51	36.05	35.46							-3.00			
#	Executed Elements	Info	Base Value	GOE	J1	J2	J3	J4	J5	J6	J7	J8	J9	Ref.	Scores of Panel	
1	3Lz		5.90	-2.95	-5	-5	-5	-5	-5	-5	-5	-5	-5		2.95	
2	2F!	!	1.80	-0.85	-4	-5	-5	-5	-5	-5	-5	-4	-4		0.95	
3	3T+2T		5.50	-0.66	-2	-2	-3	-1	-2	-2	-1	0	-1		4.84	
4	2A		3.30	-0.05	0	0	0	-1	-1	0	0	0	0		3.25	
5	FCCoSp4		3.50	0.35	1	0	1	0	2	1	1	2	1		3.85	
6	CCSp3		2.80	0.08	0	1	1	0	1	0	0	0	0		2.88	
7	3S+2T		6.16	x -1.17	-4	-2	-3	-2	-2	-3	-4	-3	-2		4.99	
8	3S<	<	3.78	x -1.72	-5	-5	-5	-5	-5	-5	-5	-5	-5		2.06	
9	2F+2Lo+2Lo		5.72	x 0.00	0	0	0	0	1	0	0	0	0		5.72	
10	StSq1		1.80	-0.03	0	0	0	-1	0	0	-2	0	0		1.77	
11	CCoSp2		2.50	0.29	1	2	1	0	1	2	1	1	1		2.79	
			42.76												36.05	
Program Components			Factor													
Skating Skills			1.60	4.50	4.50	4.75	4.75	4.75	4.25	4.50	4.75	4.75			4.64	
Transitions			1.60	4.00	4.25	4.00	4.75	4.50	4.25	4.50	4.25	4.50			4.32	
Performance			1.60	4.25	4.50	4.50	4.50	4.25	4.00	4.25	4.00	4.50			4.32	
Composition			1.60	4.25	4.25	4.25	4.75	4.75	4.50	4.50	4.50	5.00			4.50	
Interpretation of the Music			1.60	4.50	4.50	4.25	4.75	4.50	4.25	4.25	4.25	4.50			4.39	
Judges Total Program Component Score (factored)															35.46	
Deductions:			Time violation	-1.00	Falls	-2.00	(2)									-3.00

! Not clear edge x Credit for highlight distribution, base value multiplied by 1.1 < Under-rotated jump



JUDGES DETAILS PER SKATER

JUNIOR WOMEN FREE SKATING

Rank	Name	Nation	Starting Number	Total Segment Score	Total Element Score	Total Program Component Score (factored)							Total Deductions		
25	Yan-Yi LIN	TPE	6	68.30	34.44	33.86							0.00		
#	Executed Elements	Info	Base Value	GOE	J1	J2	J3	J4	J5	J6	J7	J8	J9	Ref.	Scores of Panel
1	3S		4.30	0.00	0	0	0	0	0	0	2	0	0		4.30
2	2Lo		1.70	0.05	0	1	1	0	0	0	0	1	0		1.75
3	2F+2T		3.10	0.03	0	0	0	0	0	0	1	1	0		3.13
4	FCCoSp3		3.00	0.17	2	1	0	1	1	0	1	0	0		3.17
5	StSq1		1.80	-0.03	0	0	0	0	0	-2	0	0	-1		1.77
6	2Lz+1Eu+2S		3.90	0.00	0	0	0	0	0	0	1	0	0		3.90
7	2A		3.63	x -0.99	-3	-3	-3	-3	-3	-3	-2	-3	-3		2.64
8	2A+2T		5.06	x 0.14	0	1	0	0	1	0	1	1	0		5.20
9	CCoSp3		3.00	0.43	2	2	1	1	2	1	2	1	1		3.43
10	2Lz		2.31	x 0.03	0	0	0	0	0	0	1	1	0		2.34
11	LSp3		2.40	0.41	2	2	2	1	1	2	3	1	2		2.81
			34.20											34.44	
Program Components			Factor												
Skating Skills			1.60	4.00	4.50	4.50	4.75	4.50	3.75	5.50	4.50	4.00			4.39
Transitions			1.60	4.25	4.25	4.25	4.25	4.00	2.25	4.50	4.25	3.75			4.14
Performance			1.60	4.25	4.50	4.50	4.50	4.25	3.50	4.75	3.75	3.50			4.18
Composition			1.60	4.00	4.50	4.25	4.75	4.50	3.50	5.00	4.25	4.00			4.32
Interpretation of the Music			1.60	4.00	4.25	4.50	4.50	4.25	3.00	5.00	4.00	3.50			4.14
Judges Total Program Component Score (factored)														33.86	
Deductions:														0.00	

x Credit for highlight distribution, base value multiplied by 1.1

Rank	Name	Nation	Starting Number	Total Segment Score	Total Element Score	Total Program Component Score (factored)							Total Deductions		
26	Linnea Sophie Kolstad KILSAND	NOR	25	66.97	28.62	40.35							-2.00		
#	Executed Elements	Info	Base Value	GOE	J1	J2	J3	J4	J5	J6	J7	J8	J9	Ref.	Scores of Panel
1	3S		4.30	-1.97	-5	-4	-4	-5	-5	-4	-5	-5	-4		2.33
2	3Lo+1Eu+2S		6.70	-0.28	-2	-1	0	0	0	0	-2	0	-1		6.42
3	3T+2T		5.50	-0.78	-2	-2	-2	-2	-3	-1	-2	-1	-2		4.72
4	FCSp3		2.80	-0.36	-2	-2	-2	0	-2	0	-2	0	-1		2.44
5	3T		4.20	-2.10	-5	-5	-5	-5	-5	-5	-5	-5	-5		2.10
6	SSp3		2.10	0.15	0	0	0	0	2	1	2	1	1		2.25
7	2Lz		2.31	x 0.03	0	0	0	0	0	0	0	1	1		2.34
8	2A		3.63	x -1.65	-5	-5	-5	-5	-5	-5	-5	-5	-5		1.98
9	A		0.00	x 0.00	-	-	-	-	-	-	-	-	-		0.00
10	StSq1		1.80	-0.08	-1	-1	0	0	0	-1	-2	1	0		1.72
11	CCoSp3V		2.25	0.07	0	0	0	1	0	0	1	0	1		2.32
			35.59											28.62	
Program Components			Factor												
Skating Skills			1.60	4.75	5.00	5.25	5.75	5.25	5.50	5.50	5.50	5.00			5.29
Transitions			1.60	4.50	4.50	4.75	5.25	5.00	5.50	5.50	5.50	5.25			5.11
Performance			1.60	4.50	4.50	5.00	5.00	4.75	4.75	5.00	5.25	4.75			4.82
Composition			1.60	4.50	4.50	5.00	5.25	5.00	5.25	5.50	5.25	5.25			5.07
Interpretation of the Music			1.60	4.50	4.50	5.25	5.00	4.50	5.00	5.25	5.25	5.00			4.93
Judges Total Program Component Score (factored)														40.35	
Deductions:			Falls	-2.00	(2)										-2.00

x Credit for highlight distribution, base value multiplied by 1.1



JUDGES DETAILS PER SKATER

JUNIOR WOMEN FREE SKATING

Rank	Name	Nation	Starting Number	Total Segment Score	Total Element Score	Total Program Component Score (factored)							Total Deductions		
27	Hana CVIJANOVIC	CRO	8	64.29	29.78	36.51							-2.00		
#	Executed Elements	Info	Base Value	GOE	J1	J2	J3	J4	J5	J6	J7	J8	J9	Ref.	Scores of Panel
1	3Lo<	<	3.92	-1.96	-5	-5	-5	-5	-5	-5	-5	-5	-5		1.96
2	2Lze	e	1.68	-0.32	-2	-2	-2	-2	-1	-1	-2	-2	-2		1.36
3	3Lo<+REP	<	2.74	-1.96	-5	-5	-5	-5	-5	-5	-5	-5	-5		0.78
4	LSp3		2.40	0.45	2	2	2	2	1	2	2	2	1		2.85
5	2A		3.30	0.14	1	1	1	1	0	0	-1	0	0		3.44
6	2A+2T		5.06	x -0.33	-2	0	-2	0	-1	-1	-2	0	-1		4.73
7	2Lze+2T	e	3.28	x -0.48	-2	-3	-3	-2	-4	-3	-3	-3	-3		2.80
8	2Lo	x	1.87	0.10	0	1	1	0	1	1	0	1	0		1.97
9	FCCoSp3		3.00	0.13	0	0	0	0	1	1	1	1	0		3.13
10	StSq2		2.60	0.11	1	0	1	1	0	0	0	1	0		2.71
11	CCoSp4		3.50	0.55	2	1	2	2	2	0	1	2	1		4.05
			33.35												29.78
Program Components				Factor											
Skating Skills				1.60	4.75	4.75	4.75	5.00	4.75	4.75	4.50	4.75	4.50	4.75	4.71
Transitions				1.60	4.25	4.50	4.00	5.00	4.25	4.50	4.00	4.50	4.25	4.32	
Performance				1.60	4.75	5.00	4.50	4.75	4.50	4.50	4.50	4.75	4.25	4.61	
Composition				1.60	4.50	4.75	4.00	5.00	4.50	4.50	4.25	4.75	4.50	4.54	
Interpretation of the Music				1.60	4.75	4.75	4.75	5.00	4.25	4.50	4.75	4.50	4.50	4.64	
Judges Total Program Component Score (factored)															36.51
Deductions:				Falls	-2.00 (2)									-2.00	

< Under-rotated jump e Wrong edge REP Jump repetition x Credit for highlight distribution, base value multiplied by 1.1

Rank	Name	Nation	Starting Number	Total Segment Score	Total Element Score	Total Program Component Score (factored)							Total Deductions				
28	Ana Sofia BESCHEA	ROU	9	64.01	31.38	34.63							-2.00				
#	Executed Elements	Info	Base Value	GOE	J1	J2	J3	J4	J5	J6	J7	J8	J9	Ref.	Scores of Panel		
1	2A		3.30	-1.65	-5	-5	-5	-5	-5	-5	-5	-5	-5		1.65		
2	3S<	<	3.44	-1.72	-4	-5	-5	-5	-5	-5	-5	-5	-5		1.72		
3	2A		3.30	-1.08	-3	-4	-3	-3	-4	-3	-3	-4	-3		2.22		
4	3Sq+1T	q	4.70	-1.60	-4	-3	-4	-4	-4	-4	-3	-4	-2		3.10		
5	FCCoSp4		3.50	0.25	1	1	2	1	0	0	1	1	0		3.75		
6	StSq2		2.60	0.04	0	1	0	0	0	0	0	1	0		2.64		
7	2Lz+2Lo	x	4.18	-0.33	-2	-1	-1	-2	-2	-1	-2	-2	-1		3.85		
8	2Lz!+2Lo+2T	!	5.61	x -0.39	-2	-1	-2	-2	-3	-2	-2	-1	-2		5.22		
9	LSp4		2.70	-0.31	-1	-2	1	0	-1	-2	-2	-1	-1		2.39		
10	2F	x	1.98	0.00	0	0	0	0	0	0	0	0	0		1.98		
11	CCoSp2		2.50	0.36	2	2	1	1	2	1	1	1	2		2.86		
			37.81												31.38		
Program Components				Factor													
Skating Skills				1.60	4.25	4.25	4.50	4.75	4.50	4.50	4.25	4.75	4.25	4.43			
Transitions				1.60	4.00	4.00	4.25	4.50	4.25	4.75	4.50	4.50	4.00	4.29			
Performance				1.60	4.25	4.50	4.75	4.50	4.25	4.00	4.25	4.25	4.25	4.32			
Composition				1.60	4.00	4.25	4.00	4.75	4.50	4.50	4.25	4.50	4.00	4.29			
Interpretation of the Music				1.60	4.00	4.50	4.75	4.50	4.00	4.25	4.50	4.25	4.32				
Judges Total Program Component Score (factored)															34.63		
Deductions:				Time violation	-1.00		Falls	-1.00 (1)									-2.00

< Under-rotated jump q Jump landed on the quarter x Credit for highlight distribution, base value multiplied by 1.1 ! Not clear edge



JUDGES DETAILS PER SKATER

JUNIOR WOMEN FREE SKATING

Rank	Name	Nation	Starting Number	Total Segment Score	Total Element Score	Total Program Component Score (factored)							Total Deductions			
29	Jasmin ELSEBAIE	AUT	11	62.49	28.60	36.89							-3.00			
#	Executed Elements	Info	Base Value	GOE	J1	J2	J3	J4	J5	J6	J7	J8	J9	Ref.	Scores of Panel	
1	2Aq	q	3.30	-1.65	-5	-5	-5	-5	-5	-5	-5	-5	-5		1.65	
2	3S+1Eu+2S		6.10	-0.18	0	-1	-2	0	-1	-1	0	0	0		5.92	
3	SSp3		2.10	0.18	0	0	1	1	2	1	1	1	1		2.28	
4	2F+2T		3.10	0.00	0	0	0	0	0	-1	0	0	0		3.10	
5	3S<<	<<	1.30	-0.65	-5	-5	-5	-5	-5	-5	-5	-5	-5		0.65	
6	2F		1.98	x 0.00	0	0	0	0	0	0	0	1	0		1.98	
7	2Lz		2.31	x 0.00	0	-1	0	0	0	0	0	1	0		2.31	
8	FCSp4		3.20	0.32	1	1	1	1	1	1	1	1	1		3.52	
9	StSq1		1.80	0.08	0	1	0	0	1	0	0	1	1		1.88	
10	2Lo+2T<	<	3.01	x -0.70	-4	-4	-4	-4	-5	-4	-4	-4	-5		2.31	
11	CCoSp3		3.00	0.00	0	0	0	1	0	0	0	0	0		3.00	
			31.20												28.60	
Program Components				Factor												
Skating Skills				1.60	4.50	4.50	4.25	5.00	4.75	4.50	4.50	4.75	4.25			4.54
Transitions				1.60	4.25	4.25	4.00	4.75	5.00	5.25	4.75	4.50	4.75			4.61
Performance				1.60	4.50	4.50	4.25	4.50	4.75	4.75	5.00	4.75	4.50	4.50		4.61
Composition				1.60	4.50	4.50	4.50	4.50	5.00	5.25	5.00	4.50	4.75			4.68
Interpretation of the Music				1.60	4.50	4.50	4.50	4.50	5.00	5.00	4.75	4.50	4.50			4.61
Judges Total Program Component Score (factored)															36.89	
Deductions:				Time violation	-1.00	Falls			-2.00 (2)							-3.00

q Jump landed on the quarter << Downgraded jump x Credit for highlight distribution, base value multiplied by 1.1 < Under-rotated jump

Rank	Name	Nation	Starting Number	Total Segment Score	Total Element Score	Total Program Component Score (factored)							Total Deductions			
30	Gemma MARSHALL	LUX	7	61.22	28.24	34.98							-2.00			
#	Executed Elements	Info	Base Value	GOE	J1	J2	J3	J4	J5	J6	J7	J8	J9	Ref.	Scores of Panel	
1	2A		3.30	0.33	1	1	1	1	1	1	1	1	0		3.63	
2	3S<	<	3.44	-1.72	-5	-5	-5	-5	-5	-5	-5	-5	-5		1.72	
3	3Lo<<	<<	1.70	-0.85	-5	-5	-5	-5	-5	-5	-5	-5	-5		0.85	
4	FSSp4		3.00	0.30	1	1	1	1	1	1	1	1	1		3.30	
5	StSq2		2.60	0.07	2	1	1	0	0	0	-1	0	0		2.67	
6	3S<+1Eu+2S	<	5.24	-1.53	-4	-3	-5	-5	-5	-4	-5	-4	-4		3.71	
7	LSp3		2.40	0.21	1	1	1	1	0	0	1	1	1		2.61	
8	2F		1.98	x 0.08	0	0	1	1	1	0	0	1	0		2.06	
9	2F+2T		3.41	x -0.59	-4	-4	-3	-3	-3	-3	-3	-3	-4		2.82	
10	2Lo		1.87	x 0.00	0	0	0	0	0	0	0	1	0		1.87	
11	CCoSp3		3.00	0.00	1	1	0	0	-1	0	-1	0	0		3.00	
			31.94												28.24	
Program Components				Factor												
Skating Skills				1.60	4.50	4.75	4.75	5.00	4.50	4.25	4.25	4.50	4.25			4.50
Transitions				1.60	4.00	4.50	4.00	5.00	4.25	4.50	3.75	4.25	4.25			4.25
Performance				1.60	4.25	4.75	4.50	4.75	4.25	4.25	4.00	4.50	4.50			4.43
Composition				1.60	4.00	4.50	4.25	5.00	4.25	4.50	4.00	4.25	4.50			4.32
Interpretation of the Music				1.60	4.25	4.75	4.25	5.25	4.00	4.50	4.50	4.00	4.25			4.36
Judges Total Program Component Score (factored)															34.98	
Deductions:				Time violation	-1.00	Falls			-1.00 (1)							-2.00

< Under-rotated jump << Downgraded jump x Credit for highlight distribution, base value multiplied by 1.1



JUDGES DETAILS PER SKATER

JUNIOR WOMEN FREE SKATING

Rank	Name	Nation	Starting Number	Total Segment Score	Total Element Score	Total Program Component Score (factored)							Total Deductions			
31	Sofja STEPCHENKO	LAT	20	60.48	30.03	36.45							-6.00			
#	Executed Elements	Info	Base Value	GOE	J1	J2	J3	J4	J5	J6	J7	J8	J9	Ref.	Scores of Panel	
1	3T		4.20	-2.10	-5	-5	-5	-5	-5	-5	-5	-5	-5		2.10	
2	3Fq	q	5.30	-2.65	-5	-5	-5	-5	-5	-5	-5	-5	-5		2.65	
3	CCoSp4		3.50	0.45	1	1	2	1	2	1	0	2	1		3.95	
4	3S+2T		5.60	-0.86	-3	-3	-2	-2	-2	-1	-3	-1	-1		4.74	
5	2S		1.30	-0.65	-5	-5	-5	-5	-5	-5	-5	-5	-5		0.65	
6	2A		3.63	x -1.56	-5	-4	-2	-5	-5	-5	-4	-5	-5		2.07	
7	SSp2		1.60	0.09	0	0	1	1	1	0	1	1	0		1.69	
8	3Tq+2T	q	6.05	x -0.66	-1	-2	-3	-2	-1	-2	1	-1	-2		5.39	
9	StSq3		3.30	0.14	1	1	1	0	1	-1	-1	2	0		3.44	
10	2A		3.63	x -1.65	-5	-5	-5	-5	-5	-5	-5	-5	-5		1.98	
11	FCCoSp2V		1.88	-0.51	-3	-2	-4	0	-3	-2	-4	-2	-3		1.37	
			39.99											30.03		
Program Components				Factor												
Skating Skills				1.60	5.00	5.25	4.75	5.00	4.75	4.25	4.50	4.75	4.75	4.79		
Transitions				1.60	4.50	4.50	4.50	4.75	4.75	4.00	4.50	5.00	4.50	4.57		
Performance				1.60	4.50	4.25	4.25	4.25	4.50	3.75	4.25	4.75	3.75	4.25		
Composition				1.60	4.75	4.50	4.50	4.75	4.75	4.25	4.75	5.00	4.50	4.64		
Interpretation of the Music				1.60	4.75	4.75	4.50	4.75	4.50	4.00	4.50	4.75	3.75	4.54		
Judges Total Program Component Score (factored)														36.45		
Deductions:				Time violation	-1.00	Falls						-5.00 (5)	-6.00			

q Jump landed on the quarter x Credit for highlight distribution, base value multiplied by 1.1

Rank	Name	Nation	Starting Number	Total Segment Score	Total Element Score	Total Program Component Score (factored)							Total Deductions			
32	Paula MARGARIDO PEREIRA	AND	4	57.12	25.51	31.61							0.00			
#	Executed Elements	Info	Base Value	GOE	J1	J2	J3	J4	J5	J6	J7	J8	J9	Ref.	Scores of Panel	
1	2A		3.30	0.00	0	0	0	0	0	0	-1	1	0		3.30	
2	2Lz		2.10	-0.72	-3	-4	-3	-3	-4	-4	-3	-4	-3		1.38	
3	2A		3.30	-1.32	-4	-4	-4	-4	-4	-4	-3	-4	-4		1.98	
4	CCoSp2		2.50	-0.32	-1	-1	-2	-2	-1	-1	-2	-1	-1		2.18	
5	2F+1Eu+2S		3.60	0.00	0	0	-1	0	0	0	0	0	0		3.60	
6	FCCSp2		2.30	-0.20	0	-1	-2	0	0	-2	-2	0	-1		2.10	
7	2F+1A+SEQ		2.55	x -0.03	0	0	0	0	-1	0	-1	0	0		2.52	
8	2Loq+2Lo<	<	3.37	x -0.63	-4	-4	-3	-3	-4	-4	-5	-4	-3		2.74	
9	2Lz	x	2.31	x 0.00	0	0	0	0	0	0	0	1	0		2.31	
10	StSq1		1.80	-0.03	1	1	-1	0	0	-1	-2	0	0		1.77	
11	LSp2		1.90	-0.27	0	-2	-3	-2	-1	-2	-2	0	-1		1.63	
			29.03											25.51		
Program Components				Factor												
Skating Skills				1.60	3.75	4.50	4.25	4.50	4.00	3.00	4.25	4.00	4.00	4.11		
Transitions				1.60	3.50	4.25	3.50	4.00	4.00	2.75	3.75	3.75	3.75	3.75		
Performance				1.60	3.50	4.25	4.00	4.00	4.25	2.75	3.75	4.25	4.00	3.96		
Composition				1.60	3.75	4.25	3.50	4.25	4.25	3.00	4.00	4.00	4.25	4.00		
Interpretation of the Music				1.60	3.75	4.25	3.75	4.00	4.25	3.00	3.75	4.00	4.00	3.93		
Judges Total Program Component Score (factored)														31.61		
Deductions:				x Credit for highlight distribution, base value multiplied by 1.1	< Under-rotated jump	q Jump landed on the quarter								0.00		

x Credit for highlight distribution, base value multiplied by 1.1 < Under-rotated jump q Jump landed on the quarter


JUDGES DETAILS PER SKATER
JUNIOR WOMEN FREE SKATING

Rank	Name	Nation	Starting Number	Total Segment Score	Total Element Score	Total Program Component Score (factored)							Total Deductions		
33	Elizabeth GOLDING	IRL	2	52.58	21.88	30.70							0.00		
#	Executed Elements	Info	Base Value	GOE	J1	J2	J3	J4	J5	J6	J7	J8	J9	Ref.	Scores of Panel
1	3S<<+2Tq	<<	2.60	-0.65	-4	-5	-5	-5	-5	-5	-5	-5	-5		1.95
2	3S<<	<<	1.30	-0.50	-4	-3	-5	-4	-4	-4	-4	-3	-4		0.80
3	3T<<	<<	1.30	-0.61	-4	-4	-5	-5	-5	-4	-5	-5	-5		0.69
4	2Lz+2T<<	<<	2.50	-0.63	-3	-3	-3	-2	-3	-3	-3	-3	-3		1.87
5	CCoSp4		3.50	-0.45	1	0	-2	-1	-2	-1	-3	-1	-2		3.05
6	1A		1.10	0.00	0	0	-1	0	0	0	0	0	0		1.10
7	2F		1.98	x 0.00	0	0	0	0	0	0	0	1	0		1.98
8	2Lz+1Eu+2S		4.29	x -0.06	0	0	-1	0	-1	-1	0	0	0		4.23
9	StSqB		1.50	-0.09	0	0	0	0	-1	-2	-2	-1	0		1.41
10	FCSp2		2.30	-0.20	-1	-1	-1	1	-1	-1	-1	0	-1		2.10
11	LSp4		2.70	0.00	0	0	0	2	0	0	0	0	0		2.70
			25.07												21.88
Program Components				Factor											
Skating Skills				1.60	4.25	4.25	4.25	4.50	4.25	3.25	3.50	4.50	4.25		4.18
Transitions				1.60	3.75	3.75	3.50	4.00	3.50	2.25	2.75	4.00	4.00		3.61
Performance				1.60	4.00	3.75	3.75	4.25	3.75	2.75	3.50	4.25	4.00		3.86
Composition				1.60	3.75	4.00	3.50	4.00	4.00	3.00	3.50	4.00	4.25		3.82
Interpretation of the Music				1.60	4.00	3.75	3.75	4.00	3.50	2.75	3.00	4.00	4.00		3.71
Judges Total Program Component Score (factored)														30.70	
Deductions:														0.00	

<< Downgraded jump q Jump landed on the quarter x Credit for highlight distribution, base value multiplied by 1.1

Rank	Name	Nation	Starting Number	Total Segment Score	Total Element Score	Total Program Component Score (factored)							Total Deductions			
34	Skye Frances PATENIA	PHI	3	48.91	20.55	29.36							-1.00			
#	Executed Elements	Info	Base Value	GOE	J1	J2	J3	J4	J5	J6	J7	J8	J9	Ref.	Scores of Panel	
1	2A<<	<<	1.10	-0.42	-4	-3	-4	-3	-4	-4	-4	-4	-4		0.68	
2	2S+2T		2.60	-0.20	-1	-2	-3	-2	-2	-1	-2	-1	-1		2.40	
3	CCoSp4		3.50	0.35	2	1	1	1	1	1	1	1	1		3.85	
4	2Lze	e	1.68	-0.50	-3	-3	-3	-3	-4	-3	-3	-2	-3		1.18	
5	2Lo+1A+SEQ		2.24	-0.02	0	0	0	0	-1	0	-1	0	0		2.22	
6	2S		1.43	x 0.00	0	0	0	0	0	0	0	0	0		1.43	
7	2F		1.98	x -0.54	-3	-3	-3	-3	-3	-3	-3	-2	-3		1.44	
8	2F		1.98	x -0.90	-5	-5	-5	-5	-5	-5	-5	-5	-5		1.08	
9	FSSp2		2.30	-0.03	0	0	-2	0	0	0	0	-1	0		2.27	
10	StSq1		1.80	-0.15	-1	-1	-2	-1	0	-1	-3	0	0		1.65	
11	LSp4		2.70	-0.35	-1	-2	-2	-1	-1	-1	-2	-1	-1		2.35	
			23.31												20.55	
Program Components				Factor												
Skating Skills				1.60	4.00	4.00	3.75	4.00	4.00	3.25	3.75	4.25	3.75		3.89	
Transitions				1.60	3.50	3.50	3.25	3.75	3.75	3.00	3.00	4.00	3.75		3.50	
Performance				1.60	3.75	3.75	3.50	3.75	3.75	3.00	3.50	4.00	3.75		3.68	
Composition				1.60	4.00	3.50	3.50	3.75	4.00	3.25	3.00	4.25	4.00		3.71	
Interpretation of the Music				1.60	3.75	3.50	3.25	3.75	4.00	3.00	3.25	4.00	3.50		3.57	
Judges Total Program Component Score (factored)														29.36		
Deductions:				Falls	-1.00	(1)										-1.00

<< Downgraded jump e Wrong edge x Credit for highlight distribution, base value multiplied by 1.1

JUDGES DETAILS PER SKATER
JUNIOR WOMEN FREE SKATING

Rank	Name	Nation	Starting Number	Total Segment Score	Total Element Score	Total Program Component Score (factored)								Total Deductions		
35	Jana KUKOVSKA	MKD	1	35.51	14.06	23.45								-2.00		
#	Executed Elements	Info	Base Value	GOE	J1	J2	J3	J4	J5	J6	J7	J8	J9	Ref.	Scores of Panel	
1	2A<<	<<	1.10	-0.55	-5	-5	-5	-5	-5	-5	-5	-5	-5		0.55	
2	2F<<	<<	0.50	-0.25	-5	-5	-5	-5	-5	-5	-5	-5	-5		0.25	
3	1Lze+1Eu+2S	e	2.28	-0.41	-3	-2	-4	-3	-3	-4	-4	-2	-3		1.87	
4	2Lo+1T		2.10	-0.49	-4	-3	-3	-3	-3	-2	-4	-2	-2		1.61	
5	FCCoSp2V		1.88	-0.22	0	-2	-2	0	-1	-1	-2	0	-2		1.66	
6	FSSp1		2.00	-0.31	0	-2	-3	-1	-2	-2	-2	-1	-1		1.69	
7	2F		1.98	x -0.90	-5	-5	-5	-5	-5	-5	-5	-5	-5		1.08	
8	StSqB		1.50	-0.19	0	0	-3	0	-1	-3	-3	-1	-1		1.31	
9	2Lo<	<	1.50	x -0.60	-4	-5	-5	-4	-4	-5	-5	-4	-4		0.90	
10	2S		1.43	x 0.00	0	0	0	0	-1	0	0	0	0		1.43	
11	CCoSp1		2.00	-0.29	0	-1	-2	-1	-2	-2	-2	-1	-1		1.71	
			18.27												14.06	
Program Components				Factor												
Skating Skills				1.60	3.25	3.00	3.00	4.00	3.25	2.25	2.75	3.00	3.00		3.04	
Transitions				1.60	2.75	2.50	2.75	3.75	3.00	2.00	3.25	2.75	3.00		2.86	
Performance				1.60	2.75	2.50	2.75	3.75	3.00	2.00	3.00	3.00	3.00		2.86	
Composition				1.60	3.00	2.50	3.00	4.00	3.25	2.50	3.00	2.75	3.25		2.96	
Interpretation of the Music				1.60	3.00	2.75	3.00	3.75	3.00	2.50	2.75	2.75	3.25		2.93	
Judges Total Program Component Score (factored)															23.45	
Deductions:				Falls	-2.00 (2)											-2.00

<< Downgraded jump e Wrong edge x Credit for highlight distribution, base value multiplied by 1.1 < Under-rotated jump

Cup of AUSTRIA

ISU JUNIOR GRAND PRIX
OF FIGURE SKATING
LINZ 6.-9.10.2021



October 9th, 2021

On behalf of the Austrian Figure Skating Federation – Skate Austria we would like to thank the competitors, coaches, officials and volunteers for participating in the 2021 ISU Junior Grand Prix in Austria Linz.

A special thanks to the International Skating Union (ISU) for giving the Austrian Figure Skating Federation the opportunity to host this prestigious event for the sixth time.

We hope that all participants enjoyed their stay this week and will take with them great memories from this event. Good luck for the rest of the season!

Thank you!

ORGANIZING COMMITTEE