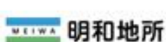



JUDGES DETAILS PER SKATER

ICE DANCE FREE DANCE

Rank	Name	Nation	Starting Number	Total Segment Score	Total Element Score	Total Program Component Score (factored)	Total Deductions									
1	Lilah FEAR / Lewis GIBSON	GBR	9	121.19	68.35	53.84	-1.00									
#	Executed Elements	Info	Base Value	GOE	J1	J2	J3	J4	J5	J6	J7	J8	J9	Ref.	Scores of Panel	
1	ChSp1		1.10	2.49	3	3	3	5	3	3	3	3	3		3.59	
2	SeStW3+SeStM1		7.58	2.99	2	3	3	4	2	3	3	3	3		10.57	
3	SyTwW4+SyTwM4		6.84	2.28	3	3	3	4	2	4	3	3	3		9.12	
4	StLi4+RoLi4	>	10.90	3.70	4	4	4	4	3	4	4	3	4		14.60	
5	DSp4		6.00	1.85	3	3	4	4	3	4	3	3	3		7.85	
6	ChTw1		1.10	2.61	3	3	3	4	3	3	3	3	4		3.71	
7	OFTW2+OFTM1		5.09	2.08	2	3	3	4	2	3	3	3	3		7.17	
8	ChSt1		1.10	3.20	3	4	4	5	4	4	3	3	5		4.30	
9	StLi4		5.45	1.99	3	4	4	4	4	5	4	4	5		7.44	
			45.16												68.35	
Program Components				Factor												
Composition				2.00	8.50	8.75	9.25	9.00	8.75	9.50	8.75	9.00	9.25	9.50		8.96
Presentation				2.00	8.50	9.00	9.25	9.25	9.00	9.50	8.75	9.25	9.50		9.14	
Skating Skills				2.00	8.75	8.75	9.00	9.00	8.50	9.25	8.50	8.75	9.00		8.82	
Judges Total Program Component Score (factored)														53.84		
Deductions:				Extended lifts -1.00										-1.00		
Violation of choreo restrictions				(1 of 10)												
2	Juulia TURKKILA / Matthias VERSLUIS	FIN	8	118.29	65.85	52.44	0.00									
#	Executed Elements	Info	Base Value	GOE	J1	J2	J3	J4	J5	J6	J7	J8	J9	Ref.	Scores of Panel	
1	OFTW2+OFTM2		5.34	2.18	3	4	3	3	2	3	3	3	3		7.52	
2	CuLi4		5.45	1.58	3	3	4	4	3	3	3	4	3		7.03	
3	SyTwW4+SyTwM2		6.09	1.97	3	3	2	3	2	3	3	2	3		8.06	
4	DiStW3+DiStM2		7.83	3.14	3	3	3	4	2	3	3	3	3		10.97	
5	RoLi4+StLi3		10.15	3.70	4	4	4	5	3	4	4	3	4		13.85	
6	ChAJ1		1.10	2.96	4	3	3	4	4	3	3	4	4		4.06	
7	ChLi1		1.10	3.44	4	4	4	5	4	3	4	4	5		4.54	
8	DSp2		4.50	1.37	1	3	3	2	2	2	3	2	3		5.87	
9	ChSt1		1.10	2.85	3	3	3	4	4	3	4	3	4		3.95	
			42.66												65.85	
Program Components				Factor												
Composition				2.00	8.75	9.00	9.00	8.75	8.75	8.75	8.75	9.25	8.75		8.82	
Presentation				2.00	8.00	9.00	9.00	8.75	8.75	8.75	8.75	9.00	9.00		8.86	
Skating Skills				2.00	8.00	8.75	8.75	8.75	8.25	8.50	8.50	8.50	8.50		8.54	
Judges Total Program Component Score (factored)														52.44		
Deductions:														0.00		

Official Partners:




JUDGES DETAILS PER SKATER

ICE DANCE FREE DANCE

Rank	Name	Nation	Starting Number	Total Segment Score	Total Element Score	Total Program Component Score (factored)	Total Deductions									
3	Emilea ZINGAS / Vadym KOLESNIK	USA	5	116.76	66.68	50.08	0.00									
#	Executed Elements	Info	Base Value	GOE	J1	J2	J3	J4	J5	J6	J7	J8	J9	Ref.	Scores of Panel	
1	OFTW2+OFTM3		5.72	2.28	3	4	2	3	3	3	4	3	3		8.00	
2	DSP4		6.00	1.85	2	3	3	4	3	4	3	3	4		7.85	
3	DiStW2+DiStM3		7.83	2.84	2	3	2	3	3	3	3	3	2		10.67	
4	RoLi4		5.45	1.44	3	3	3	3	3	3	3	3	3		6.89	
5	StaLi4		5.45	1.37	3	2	3	3	3	4	2	3	3		6.82	
6	SyTwW3+SyTwM4		6.47	1.77	3	3	2	2	2	3	3	2	2		8.24	
7	CuLi4		5.45	1.51	3	3	3	4	2	4	2	3	4		6.96	
8	ChSt1		1.10	2.49	3	3	3	3	3	3	3	3	3		3.59	
9	ChLi1		1.10	2.73	4	3	3	4	2	4	3	1	4		3.83	
10	ChSl1		1.10	2.73	4	3	4	4	2	3	3	3	3		3.83	
			45.67												66.68	
Program Components			Factor													
Composition			2.00	8.25	8.50	8.50	8.25	8.25	8.50	8.25	8.50	8.00	8.00			8.36
Presentation			2.00	8.25	8.75	8.50	8.25	8.00	8.50	8.50	8.75	8.25				8.43
Skating Skills			2.00	8.00	8.50	8.25	8.25	8.25	8.50	8.50	8.00	8.00				8.25
Judges Total Program Component Score (factored)																50.08
Deductions:																0.00
Violation of choreo restrictions			(1 of 10)													
Rank	Name	Nation	Starting Number	Total Segment Score	Total Element Score	Total Program Component Score (factored)	Total Deductions									
4	Piper GILLES / Paul POIRIER	CAN	10	116.14	64.58	52.56	-1.00									
#	Executed Elements	Info	Base Value	GOE	J1	J2	J3	J4	J5	J6	J7	J8	J9	Ref.	Scores of Panel	
1	RoLi4+RoLi4		10.90	3.98	4	4	5	5	4	4	4	4	4		14.88	
2	ChAJ1	!	1.10	0.95	1	2	1	1	2	-3	1	1	1		2.05	
3	OFTW2+OFTM2		5.34	2.28	3	3	3	4	3	3	4	3	3		7.62	
4	MiStW3+MiStM2		7.83	3.59	3	3	3	4	4	4	4	3	3		11.42	
5	SyTwW4+SyTwM4		6.84	-0.42	1	-3	-3	3	1	-3	-3	1	2		6.42	
6	ChSt1		1.10	2.49	4	4	3	4	2	3	2	2	3		3.59	
7	DSP4		6.00	1.69	3	3	3	4	2	3	3	3	3		7.69	
8	ChSp1		1.10	2.85	3	3	3	4	3	4	4	3	4		3.95	
9	CuLi4		5.45	1.51	4	3	3	4	3	3	3	3	3		6.96	
			45.66												64.58	
Program Components			Factor													
Composition			2.00	8.75	9.25	8.75	9.00	8.75	9.25	9.00	8.50	8.75				8.89
Presentation			2.00	8.75	8.75	8.75	8.75	8.75	9.25	8.75	8.25	8.50				8.71
Skating Skills			2.00	8.50	8.75	8.75	9.00	8.50	9.00	8.75	8.25	8.50				8.68
Judges Total Program Component Score (factored)																52.56
Deductions:																-1.00
Falls			-1.00 (1)													

Official Partners:



JUDGES DETAILS PER SKATER

ICE DANCE FREE DANCE

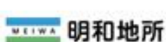

Rank	Name	Nation	Starting Number	Total Segment Score	Total Element Score	Total Program Component Score (factored)	Total Deductions									
5	Natalie TASCHLEROVA / Filip TASCHLER	CZE	7	114.93	64.37	50.56	0.00									
#	Executed Elements	Info	Base Value	GOE	J1	J2	J3	J4	J5	J6	J7	J8	J9	Ref.	Scores of Panel	
1	CuLi4+CuLi4		10.90	3.02	3	3	3	4	4	3	3	3	3		13.92	
2	OFTW2+OFTM2		5.34	2.28	3	4	3	3	4	3	3	3	3		7.62	
3	SeStW1+SeStM2		7.21	2.84	2	3	3	3	4	3	3	2	1		10.05	
4	SILi4		5.45	1.51	3	2	4	4	3	4	3	3	2		6.96	
5	SyTwW4+SyTwM4		6.84	1.87	2	3	3	3	2	3	3	1	2		8.71	
6	ChLi1		1.10	2.13	0	2	3	3	2	3	3	3	2		3.23	
7	DSp4		6.00	1.29	0	2	3	3	2	2	3	2	2		7.29	
8	ChSt1		1.10	2.37	2	3	3	3	2	3	3	3	3		3.47	
9	ChSl1		1.10	2.02	-1	2	2	3	3	3	2	2	3		3.12	
			45.04												64.37	
Program Components				Factor												
Composition				2.00	8.25	8.25	8.50	8.50	8.50	8.50	8.75	8.25	8.00	8.50		8.39
Presentation				2.00	8.25	8.50	8.50	8.50	8.25	8.50	8.25	8.25	8.50	8.50		8.39
Skating Skills				2.00	8.25	8.75	8.50	8.50	8.75	8.50	8.50	8.50	8.25		8.50	
Judges Total Program Component Score (factored)														50.56		

Deductions:							0.00
Violation of choreo restrictions (1 of 10)							

Rank	Name	Nation	Starting Number	Total Segment Score	Total Element Score	Total Program Component Score (factored)	Total Deductions								
6	Yuka ORIHARA / Juho PIRINEN	FIN	3	111.08	63.16	47.92	0.00								
#	Executed Elements	Info	Base Value	GOE	J1	J2	J3	J4	J5	J6	J7	J8	J9	Ref.	Scores of Panel
1	SyTwW4+SyTwM3		6.47	1.67	2	2	2	2	3	2	2	3	3		8.14
2	CuLi4+RoLi4		10.90	2.74	3	2	3	3	3	3	3	3	2		13.64
3	ChAJ1		1.10	2.49	5	3	3	4	2	2	3	3	3		3.59
4	OFTW2+OFTM1		5.09	1.56	1	3	2	3	2	2	2	2	2		6.65
5	StLi4		5.45	1.17	2	2	3	3	2	2	2	3	3		6.62
6	CiStW2+CiStM2		7.46	2.23	3	2	2	2	2	3	2	2	2		9.69
7	DSp4		6.00	1.29	2	2	3	3	2	2	3	2	2		7.29
8	ChSt1		1.10	3.32	5	4	4	4	4	3	3	4	5		4.42
9	ChLi1		1.10	2.02	1	2	2	3	3	2	2	3	3		3.12
			44.67												63.16
Program Components				Factor											
Composition				2.00	7.75	7.50	8.25	8.25	7.75	8.00	8.50	8.50	8.00		8.07
Presentation				2.00	8.25	8.00	8.25	8.00	8.00	8.00	8.25	8.50	8.25		8.14
Skating Skills				2.00	7.25	7.50	8.00	7.75	7.75	7.75	7.75	8.00	7.75		7.75
Judges Total Program Component Score (factored)														47.92	

Deductions:							0.00
--------------------	--	--	--	--	--	--	-------------

Official Partners:



JUDGES DETAILS PER SKATER ICE DANCE FREE DANCE

Rank	Name	Nation	Starting Number	Total Segment Score	Total Element Score	Total Program Component Score (factored)	Total Deductions
7	Eva PATE / Logan BYE	USA	4	107.77	60.63	47.14	0.00

#	Executed Elements	Info	Base Value	GOE	J1	J2	J3	J4	J5	J6	J7	J8	J9	Ref.	Scores of Panel	
1	ChSI1		1.10	1.78	3	3	2	3	2	1	2	2	1		2.88	
2	DSP4		6.00	1.37	3	3	2	3	2	2	2	3	2		7.37	
3	SyTwW3+SyTwM4		6.47	1.67	2	2	2	3	2	2	3	3	2		8.14	
4	CuLi4+CuLi4		10.90	2.88	3	3	3	4	3	3	2	3	3		13.78	
5	OFTW3+OFTM2		5.72	1.46	1	3	2	2	2	2	2	2	2		7.18	
6	SeStW2+SeStM1		7.21	1.63	2	3	1	1	1	2	2	0	2		8.84	
7	ChAJ1		1.10	1.78	2	3	2	2	2	2	2	3	1		2.88	
8	ChSt1		1.10	1.78	3	2	2	2	3	2	1	3	1		2.88	
9	RoLi4		5.45	1.23	3	3	3	2	2	3	2	3	2		6.68	
			45.05												60.63	
Program Components			Factor													
Composition			2.00	8.00	8.25	8.25	8.00	7.75	8.25	7.50	8.50	7.25				8.00
Presentation			2.00	7.50	8.50	8.00	7.75	7.50	8.00	7.75	8.25	7.50				7.82
Skating Skills			2.00	7.50	8.00	8.00	7.50	7.50	8.00	8.25	7.75	7.25				7.75
Judges Total Program Component Score (factored)														47.14		

Deductions:		0.00
Violation of choreo restrictions	(2 of 10)	

Rank	Name	Nation	Starting Number	Total Segment Score	Total Element Score	Total Program Component Score (factored)	Total Deductions
8	Hannah LIM / Ye QUAN	KOR	2	106.36	61.08	45.28	0.00

#	Executed Elements	Info	Base Value	GOE	J1	J2	J3	J4	J5	J6	J7	J8	J9	Ref.	Scores of Panel	
1	RoLi4		5.45	1.10	2	3	3	2	2	3	2	2	2		6.55	
2	OFTW2+OFTM2		5.34	1.46	2	3	2	2	2	2	2	2	2		6.80	
3	SyTwW4+SyTwM3		6.47	1.56	1	3	3	2	2	2	2	2	2		8.03	
4	SILi4		5.45	1.51	3	3	3	3	3	3	2	4	4		6.96	
5	ChSI1		1.10	2.25	3	3	2	3	3	2	3	3	2		3.35	
6	DSP4		6.00	1.13	2	2	2	2	2	2	2	2	2		7.13	
7	DiStW3+DiStM1		7.58	1.78	2	2	2	2	2	1	2	1	1		9.36	
8	CuLi4		5.45	1.10	3	2	3	3	2	2	2	2	2		6.55	
9	ChSt1		1.10	1.78	2	2	2	2	2	2	3	2	3		2.88	
10	ChLi1		1.10	2.37	3	3	3	4	2	3	3	2	3		3.47	
			45.04												61.08	
Program Components			Factor													
Composition			2.00	7.00	7.25	8.25	7.75	7.75	7.75	7.25	8.00	7.25				7.57
Presentation			2.00	7.50	7.50	8.00	7.75	7.25	7.50	7.50	8.25	7.50				7.61
Skating Skills			2.00	6.75	7.25	8.00	7.75	7.75	7.50	7.25	7.50	7.25				7.46
Judges Total Program Component Score (factored)														45.28		

Deductions:		0.00
--------------------	--	-------------

Official Partners:



JUDGES DETAILS PER SKATER

ICE DANCE FREE DANCE

Rank	Name	Nation	Starting Number	Total Segment Score	Total Element Score	Total Program Component Score (factored)	Total Deductions									
9	Oona BROWN / Gage BROWN	USA	6	103.22	55.94	47.28	0.00									
#	Executed Elements	Info	Base Value	GOE	J1	J2	J3	J4	J5	J6	J7	J8	J9	Ref.	Scores of Panel	
1	ChAJ1		1.10	2.02	2	3	3	3	2	3	2	2	2		3.12	
2	SyTwW4+SyTwM4		6.84	1.77	2	3	3	3	2	3	2	2	2		8.61	
3	CuLi2		3.95	0.96	2	2	3	2	2	2	2	2	2		4.91	
4	DSP4		6.00	1.05	1	2	2	2	1	3	3	1	2		7.05	
5	SIL1		3.20	-1.03	-2	-2	-3	-3	-2	-1	-4	-2	-1		2.17	
6	ChSI1		1.10	2.37	4	3	3	3	3	2	2	3	3		3.47	
7	DiStW3+DiStM1		7.58	2.08	2	2	2	2	2	3	2	1	2		9.66	
8	OFTW2+OFTM2		5.34	1.56	3	3	2	3	2	2	1	1	2		6.90	
9	RoLi4		5.45	1.37	3	2	3	3	2	3	3	3	3		6.82	
10	ChSt1		1.10	2.13	2	2	3	3	1	3	3	3	2		3.23	
			41.66												55.94	
Program Components			Factor													
Composition			2.00	7.50	8.25	8.50	8.00	7.50	8.50	8.00	7.75	7.75	7.50	7.75		7.96
Presentation			2.00	8.00	8.00	8.25	7.50	7.25	8.50	8.00	7.75	7.75	7.75		7.89	
Skating Skills			2.00	7.50	8.00	8.25	7.75	7.75	8.25	7.50	7.50	7.50	7.75		7.79	
Judges Total Program Component Score (factored)														47.28		
Deductions:														0.00		

Rank	Name	Nation	Starting Number	Total Segment Score	Total Element Score	Total Program Component Score (factored)	Total Deductions									
10	Maria PINCHUK / Mykyta POGORIELOV	UKR	1	79.95	46.51	36.44	-3.00									
#	Executed Elements	Info	Base Value	GOE	J1	J2	J3	J4	J5	J6	J7	J8	J9	Ref.	Scores of Panel	
1	StaLi4		5.45	0.89	2	3	2	1	2	2	2	1	2		6.34	
2	SyTwW3+SyTwM4		6.47	1.25	2	2	2	1	0	1	2	2	2		7.72	
3	CiStW1+CiStM1		6.96	1.49	1	2	2	2	1	1	2	0	1		8.45	
4	ChSI1		1.10	1.19	2	1	1	2	1	2	2	1	0		2.29	
5	DSP4		6.00	0.72	1	1	1	1	1	2	2	0	2		6.72	
6	OFTWB+OFTMB	F S	1.60	-0.89	-5	-3	-4	-4	-3	-3	-5	-4	-3		0.71	
7	SILi4		5.45	0.34	1	0	1	0	1	1	1	0	1		5.79	
8	RoLi4		5.45	0.48	1	0	1	1	1	1	1	1	1		5.93	
9	ChSt1		1.10	0.24	0	-1	1	0	0	0	1	0	1		1.34	
10	ChSp1		1.10	0.12	0	0	0	0	0	0	1	0	1		1.22	
			40.68												46.51	
Program Components			Factor													
Composition			2.00	5.50	7.00	7.00	6.50	6.25	6.75	7.25	4.75	5.50				6.36
Presentation			2.00	5.50	6.25	6.75	5.50	5.25	6.50	6.75	4.50	5.25				5.86
Skating Skills			2.00	5.75	6.00	6.75	6.00	5.75	6.75	6.75	4.75	5.00				6.00
Judges Total Program Component Score (factored)														36.44		
Deductions:			Falls	-3.00 (3)											-3.00	

Legend:							
#	Sequence number	GOE	Grade of Execution	Jx	Judges (x=1-9)	Ref.	Referee
!	Element does not fulfill all requirements	>	Extended Dance Lift	S	Separation of hold/contact/touch	F	Fall

Official Partners:

